

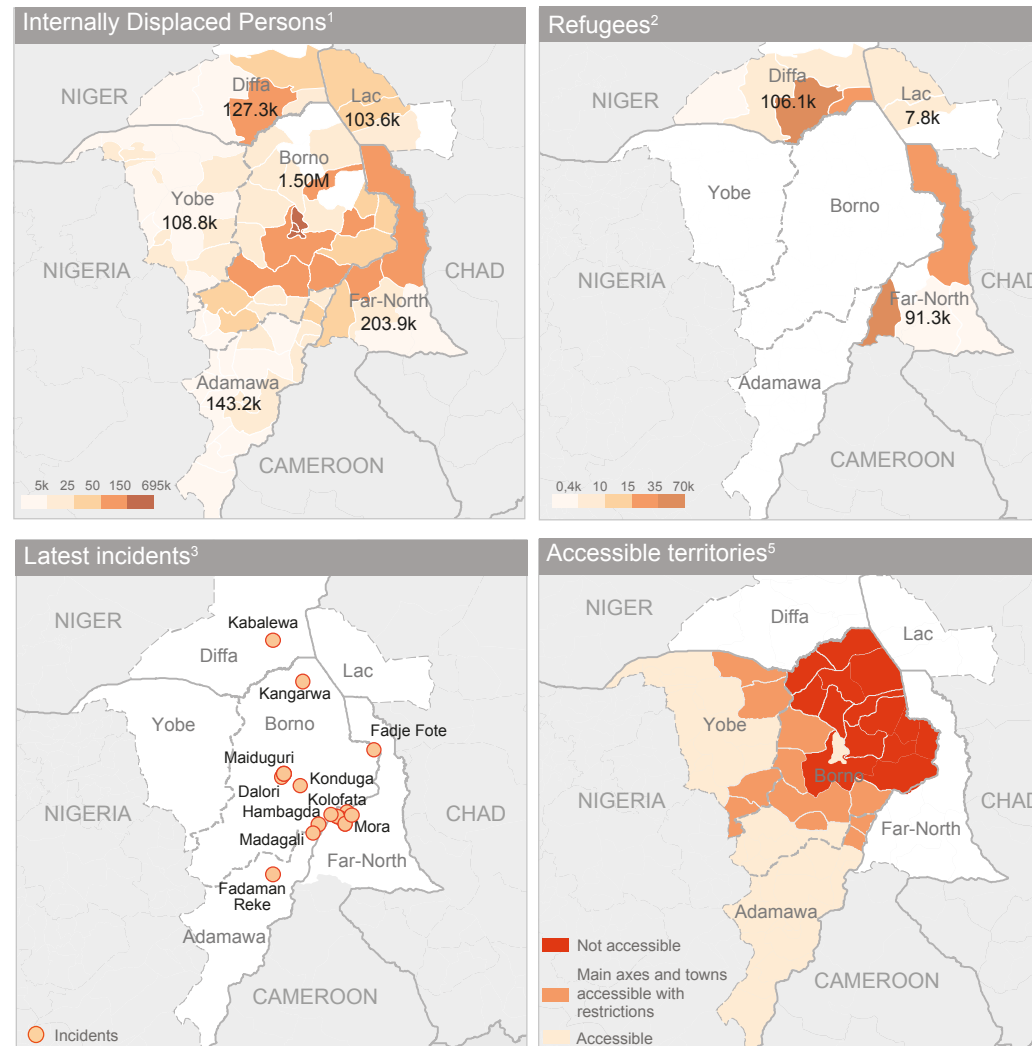
## Background

**Around 17 million people live in the affected areas across the four Lake Chad basin countries.** More than 2.4 million people remain displaced. Most of the displaced families are sheltered by communities that count among the world's poorest and most vulnerable. **Food insecurity and malnutrition have reached critical levels.**

## Recent developments

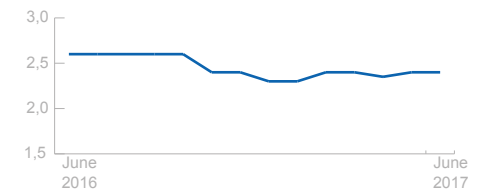
**The lean season is underway across the region and food insecurity remains high.** In north-eastern Nigeria, some 5.2 million people are struggling with acute food shortages. Around 1.5 million people in Cameroon's Far North region, 123,000 in Chad and 340,000 in Niger are also acutely food insecure. Funding shortfalls for food assistance programmes in north-east Nigeria have forced cut-backs and readjustments. The rainy season is also ongoing, compounding difficulties faced by the displaced. **More than 5.6 million children across the region are at an increased risk of contracting waterborne diseases, while flooding and roads rendered impassable due to downpours are expected to limit humanitarian access to remote localities.** Separately, hundreds of Nigerian refugees continue to make their way back from Cameroon. Since mid-April, more than 13,000 have returned to towns and localities in north-eastern Nigeria, overstressing the already inadequate infrastructure and services. Aid organisations are providing emergency assistance and preparing long-term response. From Niger, more than 11,000 Nigerian refugees have reportedly returned to Damassak town, but much of the movements are back-and-forth.

## Population movement and violent incidents in the most affected areas



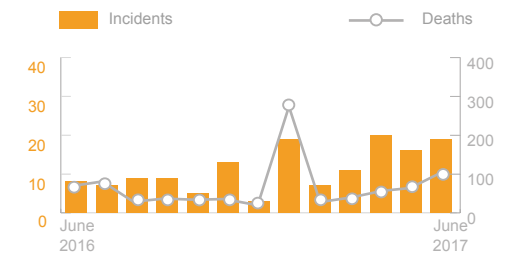
## Displacement trend

Total displacements including IDPs, refugees and returnees (in million)

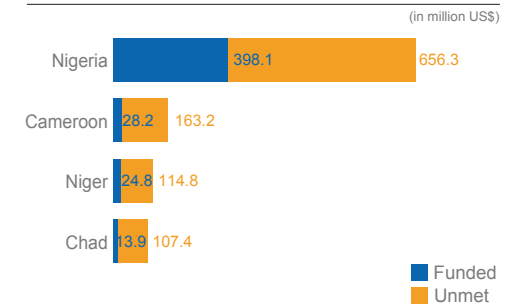


## Incidents trend<sup>3</sup>

Total of violent incidents and deaths reported since June 2016



## 2017 funding status



<h3>17M<sup>a</sup></h3> <p>people living in affected areas</p> <table border="1"> <tr><th>Country</th><th>Population</th></tr> <tr><td>CHD</td><td>518k</td></tr> <tr><td>CMR</td><td>4M</td></tr> <tr><td>NER</td><td>704k</td></tr> <tr><td>NGA</td><td>12M</td></tr> </table>				Country	Population	CHD	518k	CMR	4M	NER	704k	NGA	12M	<h3>10.7M</h3> <p>people in need</p> <table border="1"> <tr><th>Country</th><th>Population</th></tr> <tr><td>CHD</td><td>345k</td></tr> <tr><td>CMR</td><td>1.6M</td></tr> <tr><td>NER</td><td>340k</td></tr> <tr><td>NGA</td><td>8.5M</td></tr> </table>				Country	Population	CHD	345k	CMR	1.6M	NER	340k	NGA	8.5M	<h3>2.4M<sup>4</sup></h3> <p>people displaced (IDPs, refugees and returnees)</p> <table border="1"> <tr><th>Country</th><th>Population</th></tr> <tr><td>CHD</td><td>126k</td></tr> <tr><td>CMR</td><td>295k</td></tr> <tr><td>NER</td><td>248k</td></tr> <tr><td>NGA</td><td>1.75M</td></tr> </table>				Country	Population	CHD	126k	CMR	295k	NER	248k	NGA	1.75M	<h3>515,000</h3> <p>children suffering from severe acute malnutrition</p> <table border="1"> <tr><th>Country</th><th>Population</th></tr> <tr><td>CHD</td><td>22k</td></tr> <tr><td>CMR</td><td>31k</td></tr> <tr><td>NER</td><td>12k</td></tr> <tr><td>NGA</td><td>450k</td></tr> </table>				Country	Population	CHD	22k	CMR	31k	NER	12k	NGA	450k	<h3>7.2M</h3> <p>food insecure people at crisis and emergency levels</p> <table border="1"> <tr><th>Country</th><th>Population</th></tr> <tr><td>CHD<sup>6</sup></td><td>123k</td></tr> <tr><td>CMR</td><td>1.5M</td></tr> <tr><td>NER</td><td>340k</td></tr> <tr><td>NGA<sup>6</sup></td><td>5.2M</td></tr> </table>				Country	Population	CHD <sup>6</sup>	123k	CMR	1.5M	NER	340k	NGA <sup>6</sup>	5.2M	<h3>US\$1.5B</h3> <p>requirements for 2017</p> <table border="1"> <tr><th>Country</th><th>Requirement (million US\$)</th></tr> <tr><td>CHD</td><td>121</td></tr> <tr><td>CMR</td><td>191</td></tr> <tr><td>NER</td><td>140</td></tr> <tr><td>NGA</td><td>1.05B</td></tr> </table>				Country	Requirement (million US\$)	CHD	121	CMR	191	NER	140	NGA	1.05B
Country	Population																																																																																		
CHD	518k																																																																																		
CMR	4M																																																																																		
NER	704k																																																																																		
NGA	12M																																																																																		
Country	Population																																																																																		
CHD	345k																																																																																		
CMR	1.6M																																																																																		
NER	340k																																																																																		
NGA	8.5M																																																																																		
Country	Population																																																																																		
CHD	126k																																																																																		
CMR	295k																																																																																		
NER	248k																																																																																		
NGA	1.75M																																																																																		
Country	Population																																																																																		
CHD	22k																																																																																		
CMR	31k																																																																																		
NER	12k																																																																																		
NGA	450k																																																																																		
Country	Population																																																																																		
CHD <sup>6</sup>	123k																																																																																		
CMR	1.5M																																																																																		
NER	340k																																																																																		
NGA <sup>6</sup>	5.2M																																																																																		
Country	Requirement (million US\$)																																																																																		
CHD	121																																																																																		
CMR	191																																																																																		
NER	140																																																																																		
NGA	1.05B																																																																																		

Sources: (1) CMR DTM Round 7, Nigeria DTM Round 16, Chad CCCM/SHELTER/ANE, ORS (<http://ors.ocharowca.info>), does not include flood-related IDPs in Nigeria and Cameroon. (2) UNHCR and Government. (3) ACLED database as of 1 July 2017. (4) Returnees refers to Cameroonian, Chadian and Nigerian nationals who have fled from Nigeria and are now displaced in their home countries. (5) IOM, OCHA Nigeria. (6) CH- Projected situation (June-Aug 2017). **Feedback:** [ocharowca@un.org](mailto:ocharowca@un.org), [im@ocharowca.info](mailto:im@ocharowca.info) **Website:** [wca.humanitarianresponse.info](http://wca.humanitarianresponse.info) **Twitter:** @OCHAROWCA

Disclaimer: (a) The information in the snapshot applies to areas most affected by Boko Haram-related violence - Cameroon (Far-North), Chad (Lac), Niger (Diffa) and Nigeria (Adamawa, Borno and Yobe). *The boundaries and names shown and the designations used on these maps do not imply official endorsement or acceptance by the United Nations.*