

# ITALY Sea arrivals dashboard

## Overview

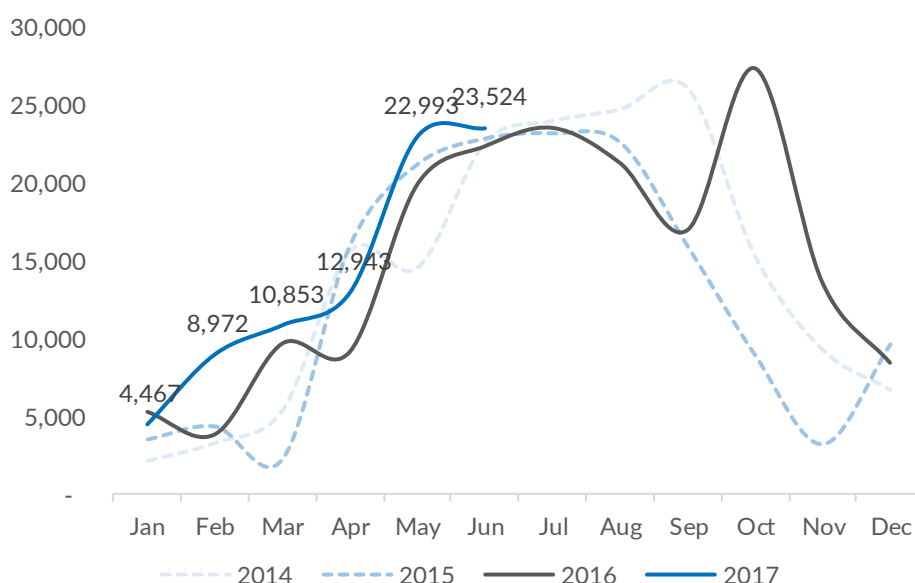
Between 1 January and 30 June 2017, 83,752 persons arrived in Italy by sea. This is a 19% increase compared to sea arrivals in the same period last year (70,222). In June, 23,524 persons reached Italian shores, compared to 22,371 who arrived in June 2016.

Trends in sea arrivals should be assessed over time, as fluctuations on a monthly basis may be linked to various factors, including weather and sea conditions or the situation in the countries of departure and origin. Geopolitical developments and the capacity of smugglers to organize departures may also affect sea arrivals.

**83,752** Jan - Jun 2017 <sup>1</sup>  
**70,222** Jan - Jun 2016 <sup>1</sup>

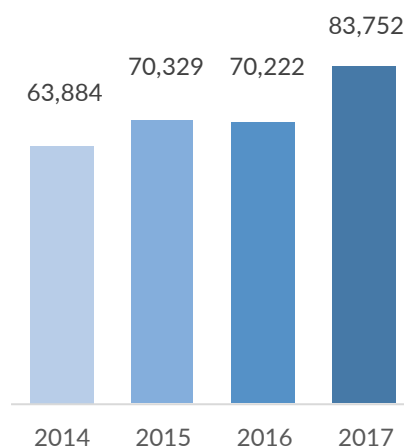
### Monthly sea arrivals

January 2014 to June 2017



### Yearly sea arrivals

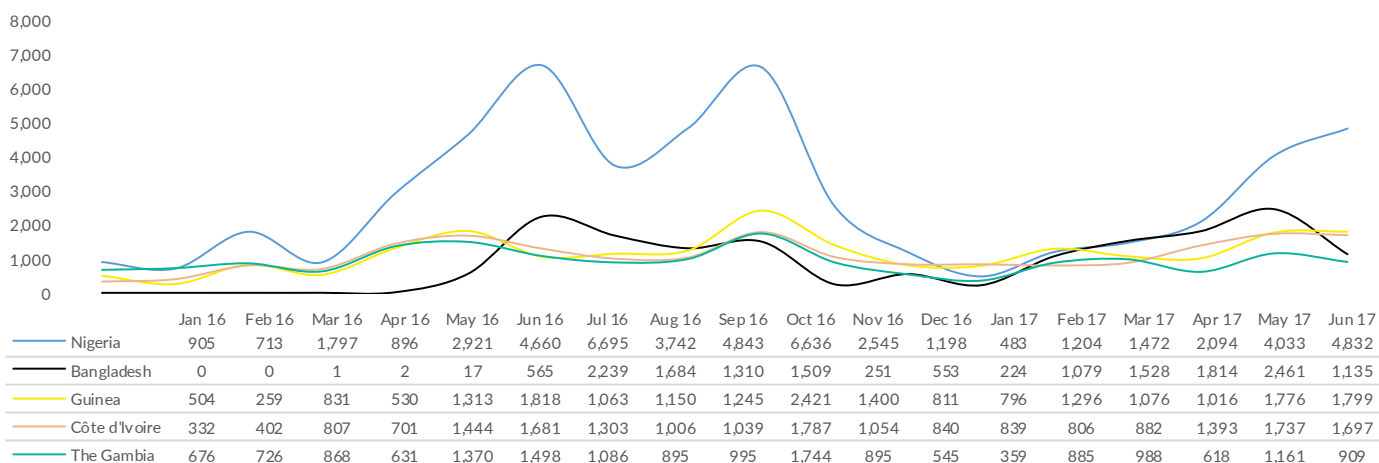
January to June, 2014-2017



## Nationality of arrivals

Between 1 January and 30 June 2017, 17% of all arrivals originated from Nigeria, followed by Bangladesh (10%), Guinea (9%), Côte d'Ivoire (9%), The Gambia (6%), Senegal (6%), Mali (6%), Eritrea (5%), Morocco (5%), and Sudan (5%). While the numbers of persons originating from sub-Saharan African countries such as Nigeria, Mali, and Senegal registered an increase consistent with the surge in total sea arrivals compared to 2016, the proportion of refugees and migrants from Côte d'Ivoire, Guinea, Bangladesh, Pakistan, Iraq, and Syria increased. Arrivals from The Gambia, Sudan, Somalia, and Eritrea dropped.

### Most common nationalities of arrivals - January 2016 to June 2017



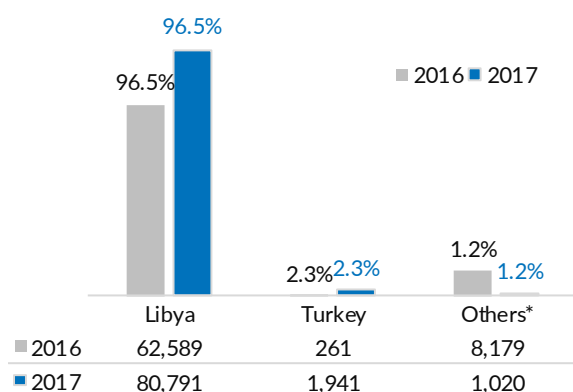
## Country of embarkation and demographics of arrivals

Between 1 January and 30 June 2017, most sea arrivals were men (74%), followed by UASC (14%), and adult women (11%).

Libya is by far the main country of departure for persons arriving in Italy by sea. Between 1 January and 30 June 2017, 80,791 persons (96.5% of arrivals) crossed from Libya. The majority of new arrivals are disembarked following SAR operations conducted on the high seas. However, autonomous sea arrivals also occur, with a small number of persons reaching southern Italy from Algeria, Tunisia, Turkey, and Greece. Most vessels arriving autonomously were intercepted by the authorities just off the Italian coast and transferred to port sites, subsequently undergoing identification procedures.

### Country of embarkation

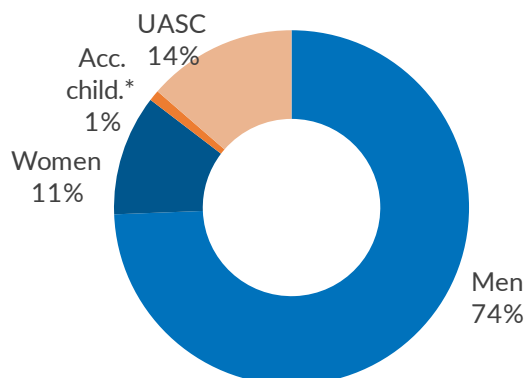
January to June 2016 and 2017



\* Others include Egypt, Greece, Tunisia and unknown

### Demographics of arrivals

January to June 2017



## Nationality and demographics of arrivals

Consistent with last year, the proportion of women is significantly higher among Nigerian sea arrivals. 4,168 Nigerian women arrived in the first three months of 2017, accounting for 30% of all Nigerians reaching Italian shores since the beginning of the year. Relatively higher proportions of women have also been registered among Ethiopians (22% are women), Somalis (22%), Eritreans (20%), Syrians (19%), and Iraqis (18%).

Between 1 January and 30 June 2017, 11,406 UASC reached Italian shores. UASC arrivals have surged compared to the same period last year, when 10,640 UASC arrived. However, the proportion of UASC among sea arrivals (14%) is comparable to the first six months of 2016.

### Nationality and demographics of arrivals - January to June 2017

