


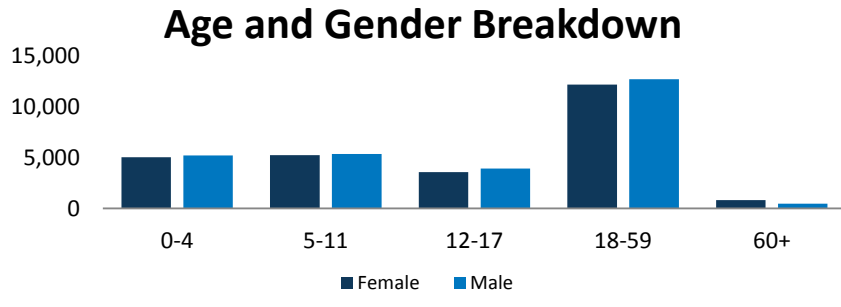


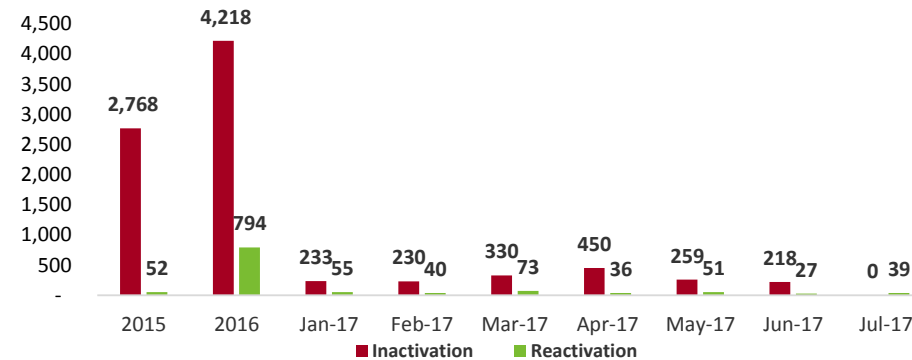
TOTAL REGISTERED REFUGEES AND ASYLUM SEEKERS
54,652
AGE AND GENDER BREAKDOWN

Age	0-4	5-11	12-17	18-59	60+	Total	%
Female	5,046	5,240	3,574	12,218	817	26,895	49.2%
Male	5,234	5,376	3,935	12,733	479	27,757	50.8%
Total	10,280	10,616	7,509	24,951	1,296	54,652	
%	18.8%	19.4%	13.7%	45.7%	2.4%	100%	

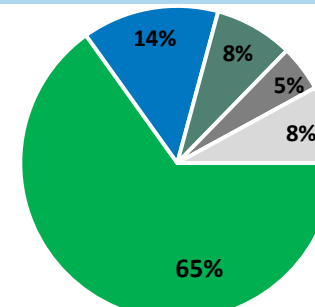
Children	52.0%	18-59	45.7%	60+	2.4%
	28,202		24,770		1,285


SPECIFIC NEEDS

Child at risk	42	1%
Disability	1,019	21%
Family unity	259	5%
Older person at risk	803	17%
Serious medical condition	886	19%
Single parent	61	1%
Specific legal and physical protection needs	201	4%
Torture	15	0%
Unaccompanied and separated child	1,262	26%
Woman at risk	231	5%

Inactivation and Reactivation (of inactivated) due to missing 3 cycles of general food distribution

Weekly Registration
Week 21st July-27th July 2017

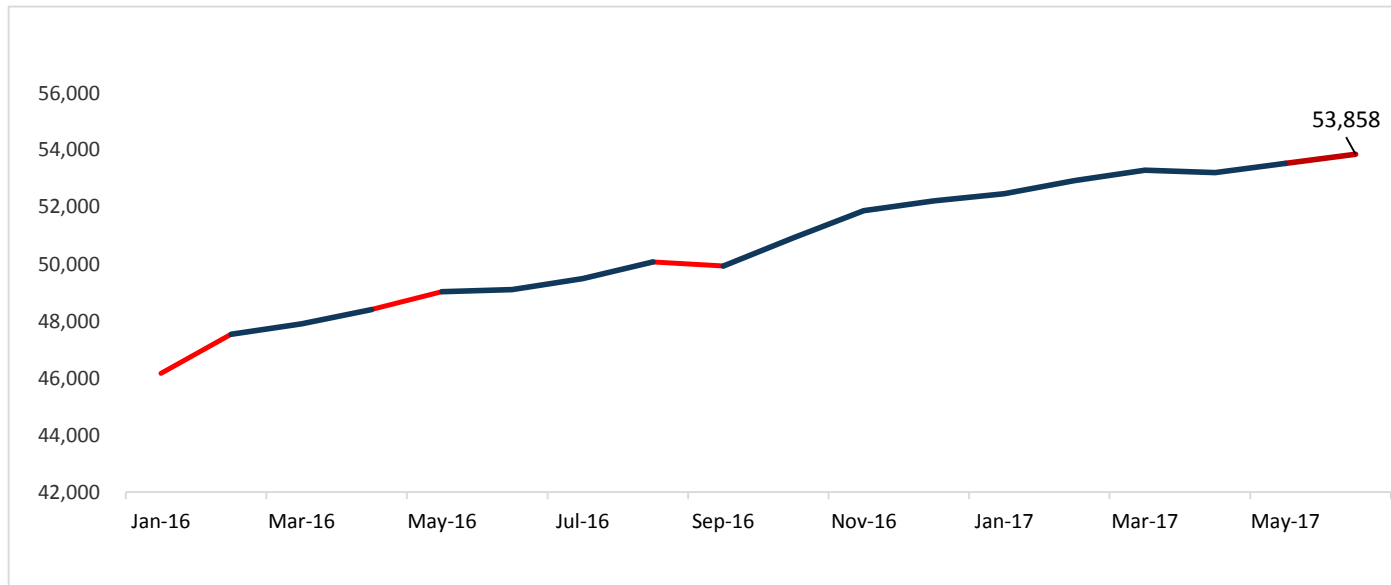
Female	Male	Total
138	239	377

WRA*(15-49) 12,994
WRA*(12-49) For Pads 14,844
TOP 5 AREAS OF ORIGIN


■ Kirundo ■ Muyinga ■ Bujumbura Mairie ■ Ngozi ■ Others

*WRA: Women in Reproductive Age

GROWTH POPULATION TRENDS



Families

Size	Total	%
1	7865	41.76%
2	2263	12.01%
3	2352	12.49%
4	1981	10.52%
5	1661	8.82%
6	1255	6.66%
7	718	3.81%
8	422	2.24%
9	187	0.99%
10	91	0.48%
11	32	0.17%
12	7	0.04%
13	1	0.01%
Total	18,835	100.0%

Age and Gender Breakdown details

Age Cohort	Female	Male	Total
0 - 5	5899	6153	12052
6 - 12	5054	5132	10186
10 - 14	3108	3185	6293
15 - 19	2644	2947	5591
13 - 18	3336	3759	7095
20 - 24	2676	2846	5522
19 - 59	11789	12234	24023
60+	817	479	1296

Age Cohort	Female	Male	Total
0-6 months	748	749	1497
0-9 months	1096	1113	2209
6-23 months	1780	1855	3635
0-12 months	1405	1431	2836
0-35 months	3393	3472	6865
0-2 years	3393	3472	6865
3 yrs	853	937	1790
4-5 years	1653	1744	3397
6 years	864	926	1790
7 -12 years	4190	4206	8396



indegO * africa

