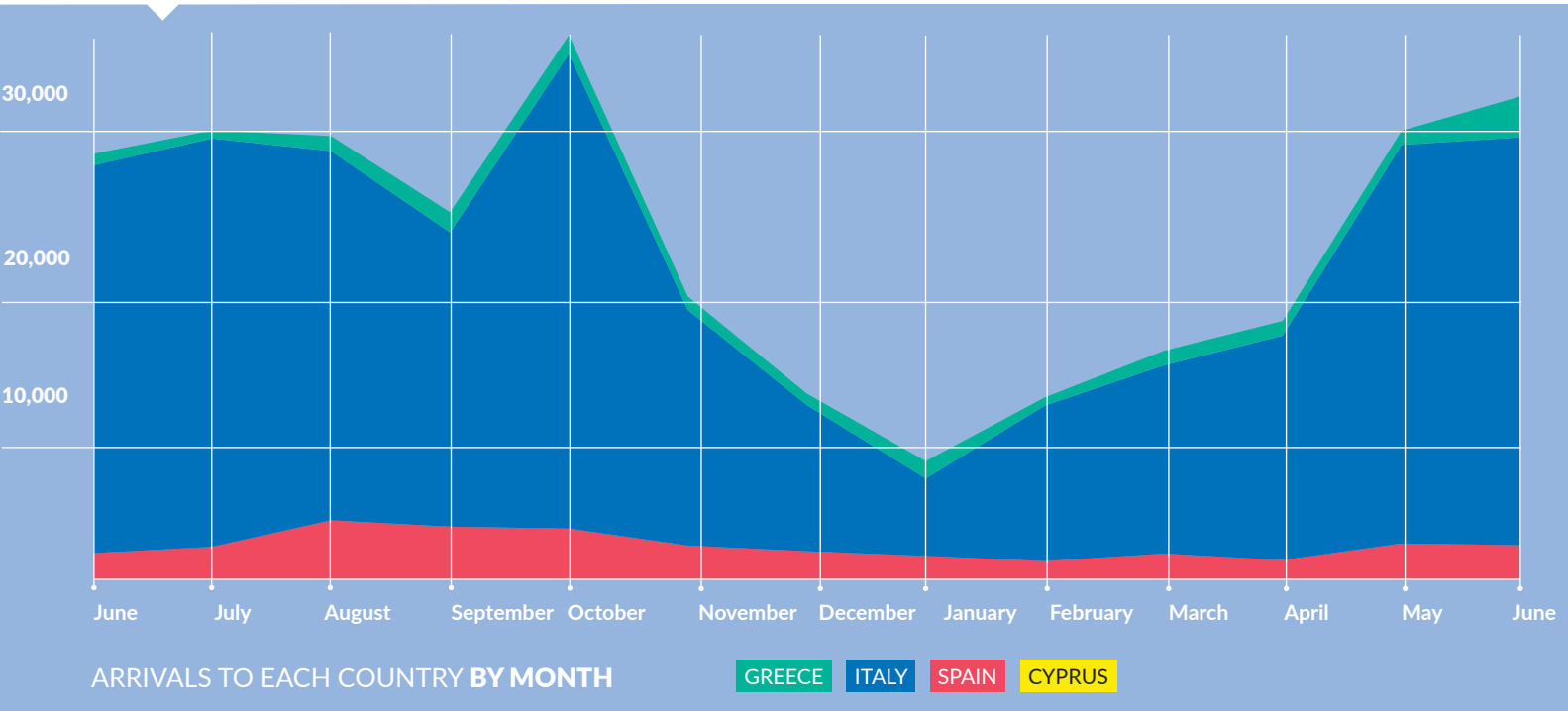


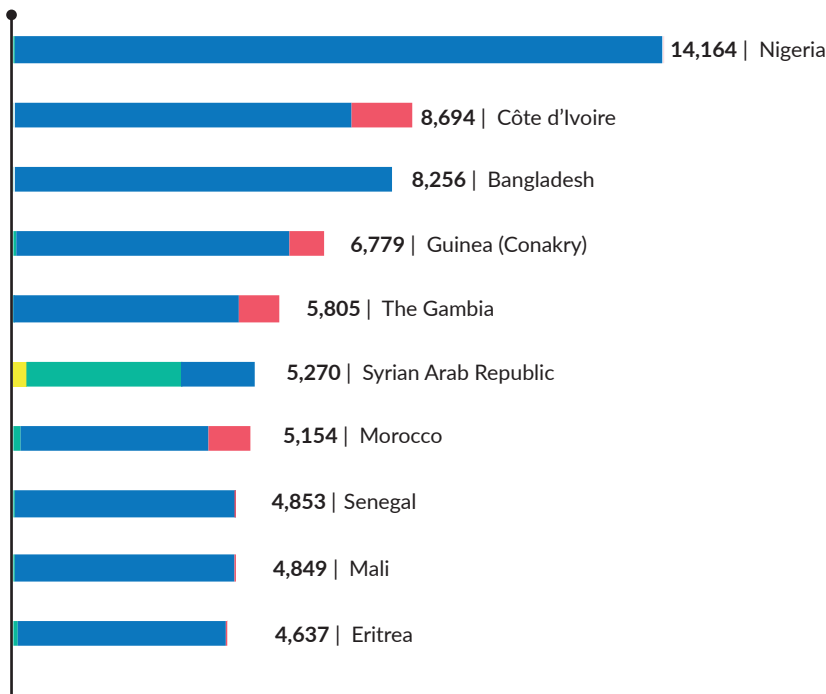
REFUGEES & MIGRANTS ARRIVALS BY SEA TO EUROPE

TOTAL SEA ARRIVALS

2017	99,865 (as of 30 June 2017)
2016	231,075 (as of 30 June 2016; total of 2016: 362,753)
2015	147,165 (as of 30 June 2015; total of 2015: 1,015,078)



ARRIVALS' MOST COMMON COUNTRIES OF ORIGIN



OVERVIEW

In 2017, between January and June, **99,865** refugees and migrants crossed the Mediterranean Sea from North Africa and Turkey. Most crossed the central Mediterranean from Libya to Italy. The top five countries of origin during this period were Nigeria, Côte d'Ivoire, Bangladesh, Guinea (Conakry) and The Gambia.

In the first six months of 2017, 74% of arrivals were men, 15% children, and 11% women.

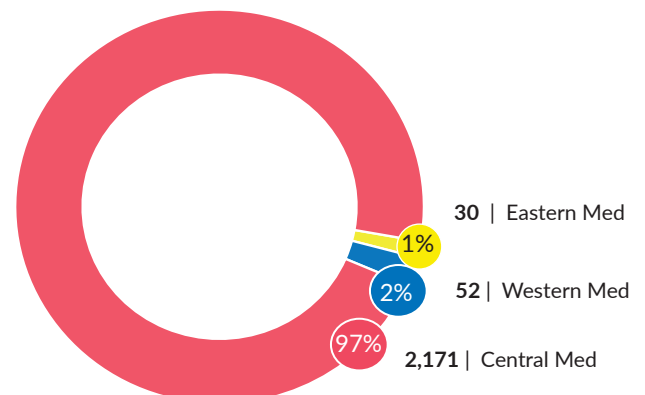
Due to the high risks associated with crossing the Mediterranean, including in flimsy boats, 2,253 refugees and migrants are thought to have died in the first mid-year of 2017 compared to 2,896 in 2016 for the same period. Most deaths are taking place along the route from North Africa to Italy.

DEAD AND MISSING

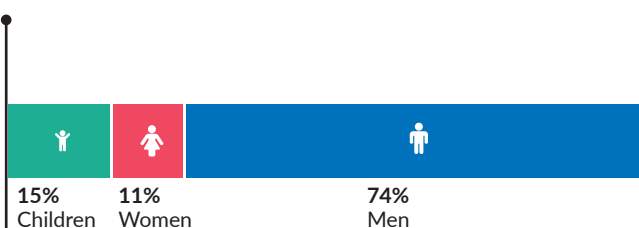
TOTAL (ESTIMATED)

2017	2,253 (as of 30 June 2017)
2016	2,896 (as of 30 June 2016)

DISTRIBUTION PER ROUTE AS OF JAN-JUN 2017



DEMOGRAPHIC BREAKDOWN

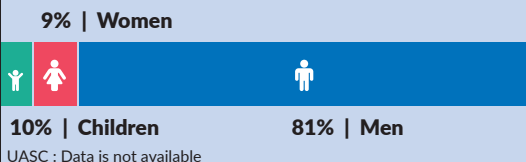


ARRIVALS BY SEA SPAIN

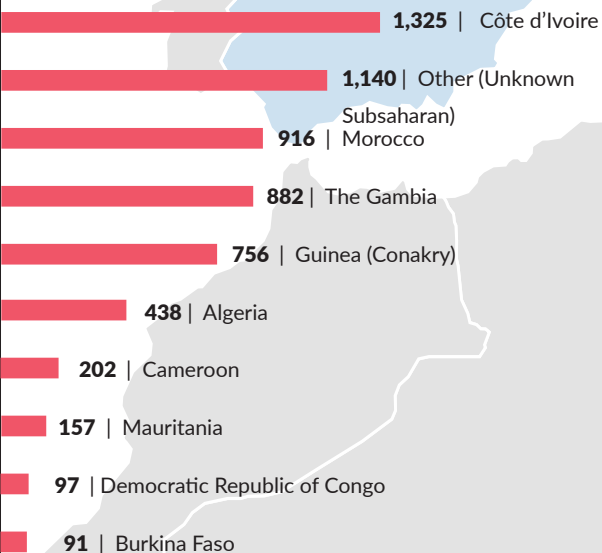
TOTAL ARRIVALS

JAN - JUN 2017	6,524
JAN - JUN 2016	2,476
JAN - JUN 2015	1,607

DEMOGRAPHIC BREAKDOWN

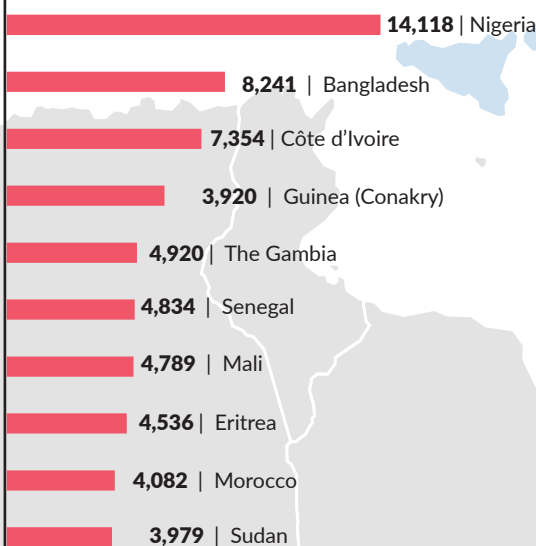
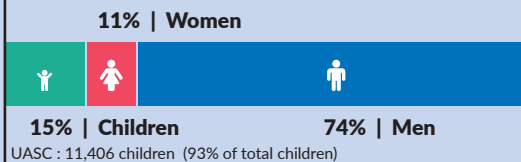


ARRIVALS' MOST COMMON COUNTRIES OF ORIGIN



ARRIVALS BY SEA ITALY

JAN - JUN 2017	83,752
JAN - JUN 2016	70,222
JAN - JUN 2015	70,354



ARRIVALS BY SEA GREECE

JAN - JUN 2017	9,286
JAN - JUN 2016	158,377
JAN - JUN 2015	75,203

