

Total Active Registered Iraqis

64,497

Standard Age and Gender

Age	0-4	5-11	12-17	18-35	36-59	60+	Total	%
Female	2,145	4,752	3,165	9,385	8,261	3,528	31,236	48.4%
Male	2,271	5,317	3,510	10,576	8,571	3,016	33,261	51.6%
Total	4,416	10,069	6,675	19,961	16,832	6,544	64,497	100%
	6.8%	15.6%	10.3%	30.9%	26.1%	10.1%		

Place of Origin

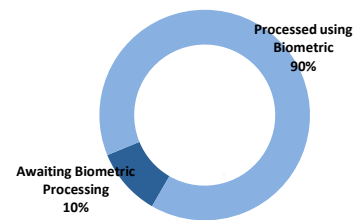
Baghdad	33,030	51.2%
Erbil	7,572	11.7%
Basrah	4,216	6.5%
Anbar	3,858	6.0%
Ninewa	3,735	5.8%
Dahuk	2,765	4.3%
Salah al-Din	1,374	2.1%
Thi-Qar	1,274	2.0%
Tameem	1,097	1.7%
Diyala	1,078	1.7%
Missan	591	0.9%
Muthanna	544	0.8%
Sulaymaniyah	522	0.8%
Babylon	466	0.7%
Wassit	394	0.6%
Najaf	302	0.5%
Qadissiya	228	0.4%
Kerbala	208	0.3%
Other	1,243	1.9%

Specific Needs

Serious medical condition	7,442	11.5%
Disability	2,697	4.2%
Specific legal and physical protection needs	2,094	3.2%
Child at risk	1,818	2.8%
Woman at risk	1,805	2.8%
Single parent	1,085	1.7%
Older person at risk	815	1.3%
Unaccompanied or separated child	117	0.2%
Total	17,873	27.7%

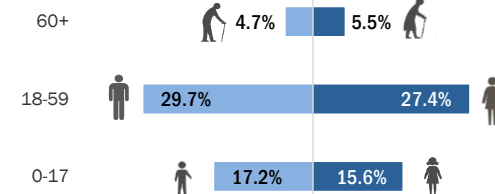
* An individual can have more than one specific need

Biometric Statistics (IRIS)



UNHCR Jordan

Age-Gender Breakdown

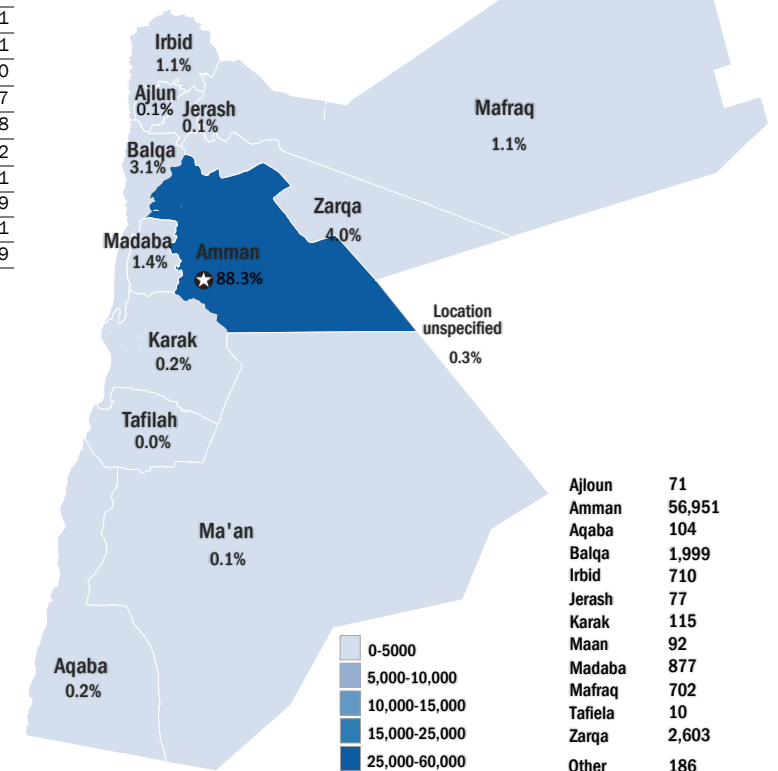


6,544	10.1%
36,793	57.0%
21,160	32.8%

Arrivals

	Arrival	Registration
Pre-2006	4,420	72,669
2006	3,491	4,689
2007	2,316	31,285
2008	1,204	9,761
2009	1,532	6,841
2010	2,183	7,980
2011	2,625	7,767
2012	2,791	4,088
2013	5,044	5,392
2014	17,102	21,541
2015	8,560	9,869
2016	9,351	10,561
2017	3,878	5,029

UNHCR Registered Iraqis



Ajloun	71
Amman	56,951
Aqaba	104
Balqa	1,999
Irbid	710
Jerash	77
Karak	115
Ma'an	92
Madaba	877
Ma'raq	702
Tafilah	10
Zarqa	2,603
Other	186

Iraqi Arrival & Registration Trends since Jan 2013

