

Total Active Registered Syrians

660,460


Urban

520,117
78.8%


Camps

140,343
21.2%

Standard Age and Gender

Age	0-4	5-11	12-17	18-35	36-59	60+	Total	%
Female	49,721	70,514	43,701	97,905	57,222	14,590	333,653	50.5%
Male	52,807	74,491	45,900	93,820	49,551	10,238	326,807	49.5%
Total	102,528	145,005	89,601	191,725	106,773	24,828	660,460	100%
	15.5%	22.0%	13.6%	29.0%	16.2%	3.8%		

Place of Origin

Dar'a	275,261	41.7%
Homs	105,056	15.9%
Rural Damascus	78,223	11.8%
Aleppo	67,940	10.3%
Damascus	49,208	7.5%
Hama	34,389	5.2%
Ar-raqqa	16,704	2.5%
Idleb	10,954	1.7%
Deir-ez-zor	6,636	1.0%
Al-hasakeh	5,263	0.8%
Quneitra	2,846	0.4%
As-sweida	1,525	0.2%
Lattakia	1,342	0.2%
Tartous	367	0.1%
Other	4,746	0.7%

Specific Needs

Serious medical condition	47,566	7.2%
Child at risk	40,391	6.1%
Specific legal and physical protection needs	38,715	5.9%
Single parent	21,123	3.2%
Disability	19,465	2.9%
Woman at risk	18,645	2.8%
Older person at risk	5,970	0.9%
Unaccompanied or separated child	3,282	0.5%
Total	195,157	29.5%

* An individual can have more than one specific need

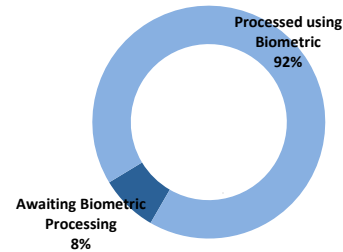
Arrivals

Pre-2011	10,696	1.6%
2011	22,497	3.4%
2012	168,646	25.5%
2013	289,938	43.9%
2014	79,959	12.1%
2015	33,242	5.0%
2016	43,994	6.7%
2017	11,488	1.7%

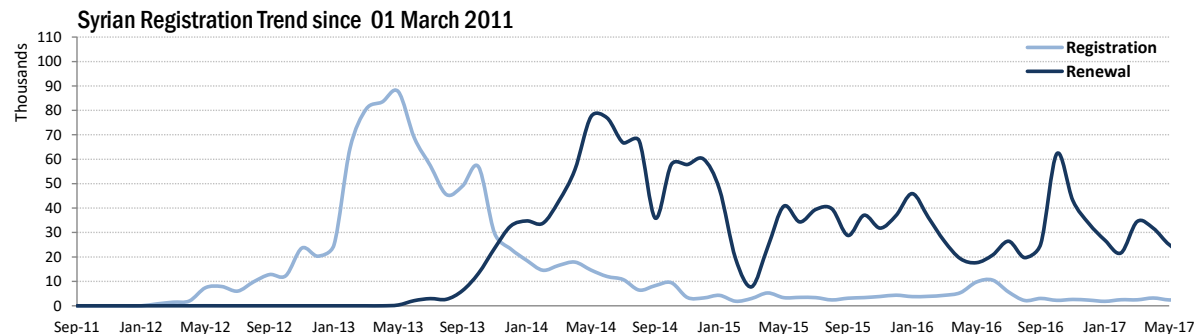
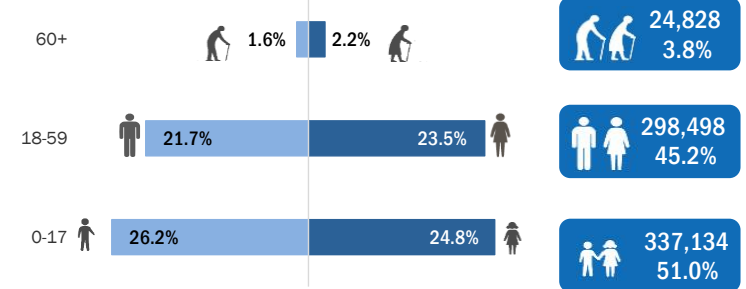
Registration Trend

2011	2,360	0.2%
2012	129,339	12.5%
2013	665,187	64.5%
2014	121,383	11.8%
2015	41,032	4.0%
2016	53,622	5.2%
2017	18,745	1.8%

Biometric Statistics (IRIS)

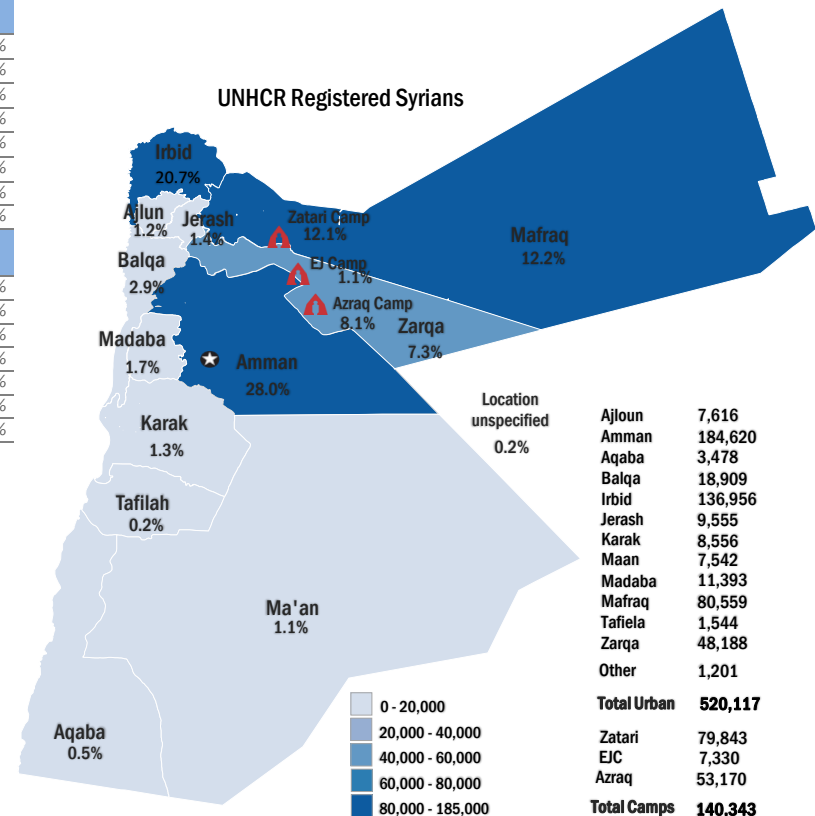


Age-Gender Breakdown



Interagency Portal: <http://data.unhcr.org/Syrianrefugees>
UNHCR on the web: <http://www.unhcr.org> ; <http://www.unhcr.org>
UNHCR on Social network: <http://www.facebook.com/UNHCRJordan> ; <http://twitter.com/ZaatariCamp>
DAG Jordan

UNHCR Registered Syrians



* Coloured map only reflects refugees living outside camps.