



In the first half of 2017, humanitarian actors have reached 1,218,899 refugees* in south-east Turkey with services and assistance enabling them to meet their basic needs. Out of those, 450,446 refugees have received monthly cash-based assistance and 238,938 were supported with Core Relief Items. Notably, by the end of June 2017, the Emergency Social Safety Net (ESSN) programme** was reaching over 685,000 refugees each month with unrestricted cash assistance. In total, the ESSN aims to reach some 1.3 million refugees in Turkey.

*The EU-funded ESSN programme, launched nation-wide on 28 November 2016, is implemented by the Ministry of Family and Social Policy (MoFSP) and the Turkish Red Crescent (TRC), with WFP oversight, monitoring, and accountability.

Basic Needs services provided
Jan-June

Reporting organizations
(implementing & supporting)

Map of the Sanliurfa region showing population distribution by district. The map highlights the districts of Adana, K. Maras, Malatya, Adiyaman, Sanliurfa, Mardin, Hatay, Kilis, and Osmaniye. Sanliurfa has the highest population at 465,375, followed by Adana at 93,556. The map uses different shades of gray to distinguish between districts, and brown circles with white text indicate the population for each district.

District	Population
Adana	93,556
K. Maras	83,501
Malatya	27,285
Adiyaman	33,003
Sanliurfa	465,375
Mardin	62,625
Hatay	154,369
Kilis	74,697
Osmaniye	55,824
Gaziantep	239,786

0 - 50,000
 50,000 - 100,000
 100,000 - 250,000
 250,000 - 500,000

A bubble chart with three concentric circles of increasing size. The largest circle is labeled '40,000-50,000', the middle circle is labeled '15,000-20,000', and the smallest circle is labeled '5,000-10,000'.

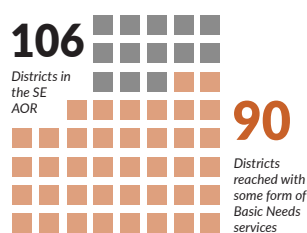
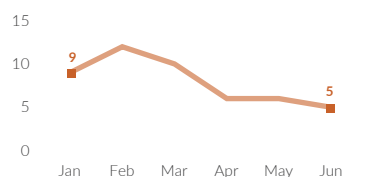
	Reached	National 3RP target	Implementing orgs
# of people benefiting from all forms of cash-based interventions*	624,558*	2,097,600	
# of people benefiting from monthly cash-based interventions	450,446		
# of people benefiting from one-time cash-based interventions	174,152		
# of people benefiting from core relief items	238,938	445,650	
# of persons benefiting from hygiene kits, dignity kits or sanitary items	297,170	757,580	
# of governorates and municipalities supported with in camp and urban, peri-urban and rural infrastructure services	2	4	
# of people benefiting from assistance to access adequate shelter solutions (total in and out of camp)	50,280	40,010	
# of people outside of camps benefiting from assistance to access adequate shelter solutions	6,030		



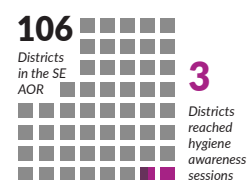
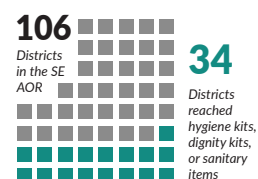
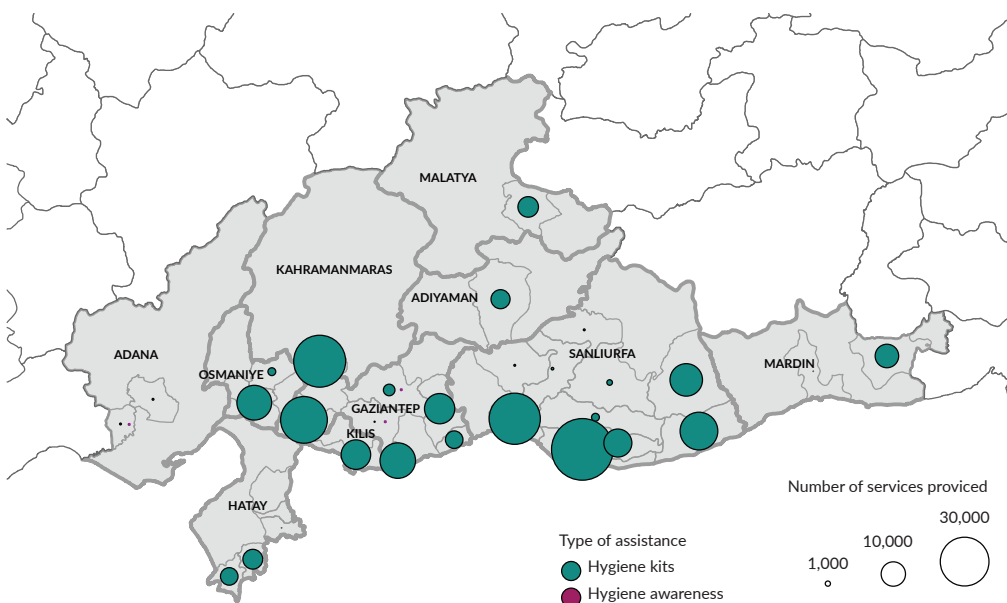
JAN - JUNE 2017 SECTOR CHANGES



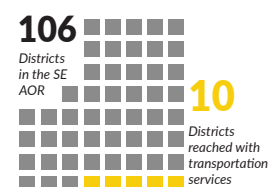
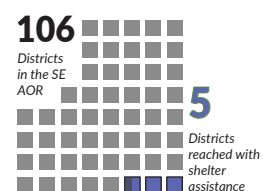
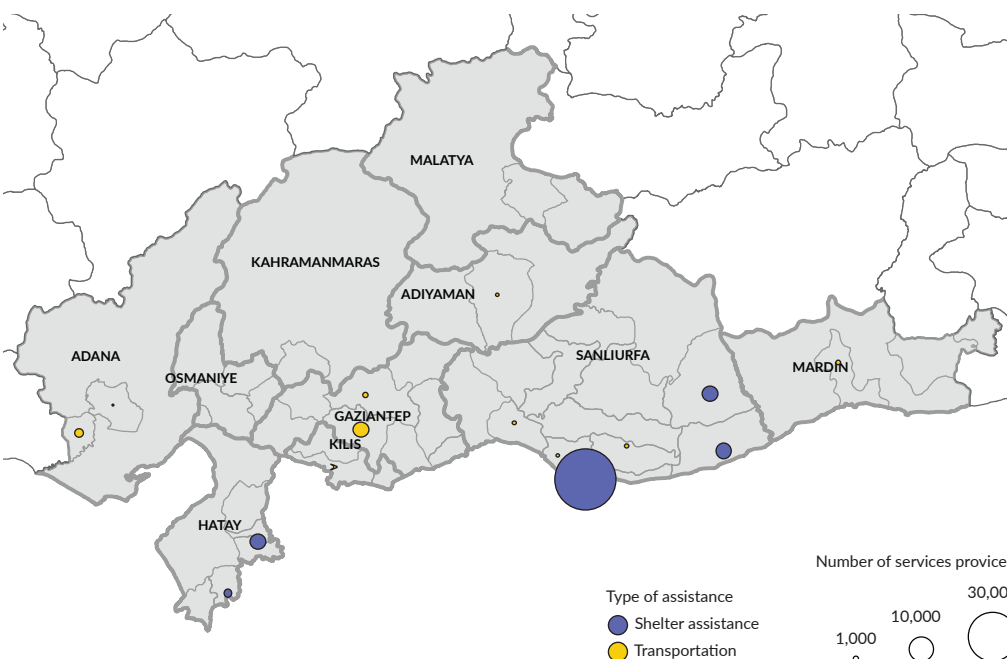
NUMBER OF IMPLEMENTING ORGANISATIONS REPORTING BY MONTH



HYGIENE KITS & AWARENESS SESSIONS PROVIDED BY DISTRICT



SHELTER ASSISTANCE & TRANSPORT PROVIDED BY DISTRICT



REPORTING ORGANISATIONS