



Registration Unit

Total Persons of Concern

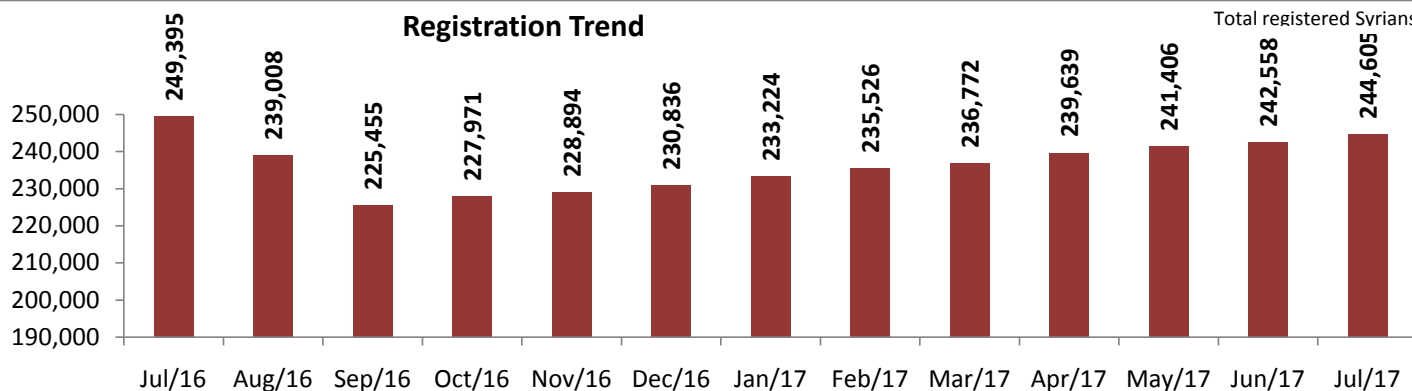
Individuals

244,605

Households

80,204

Registration Trend



This profile is based on

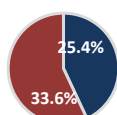
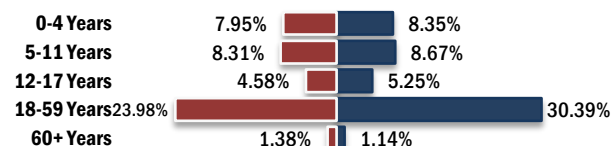
244,605

proGres registered individuals

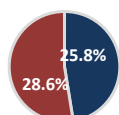
Age and Gender Breakdown

Age (Years)

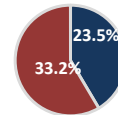
Female Male



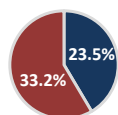
Erbil



Duhok



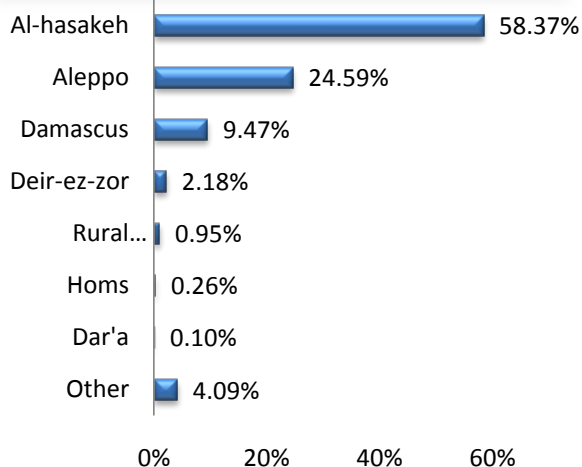
Sulaymaniyah



Other

■ % Adult Females ■ % Adult Males

Place of Origin



Camp and non-camp population comparison



Urban

Camp

Governorate	Individuals	Households	% Individuals
Anbar	4,461	1,135	1.824%
Babylon	4	4	0.002%
Baghdad	415	199	0.170%
Basrah	69	37	0.028%
Diyala	12	6	0.005%
Duhok	85,020	24,042	34.758%
Erbil	119,245	42,050	48.750%
Kerbala	119	74	0.049%
Kirkuk	1,114	395	0.455%
Missan	10	6	0.004%
Najaf	328	237	0.134%
Ninewa	1,604	548	0.656%
Qadissiya	8	3	0.003%
Salah al-Din	14	4	0.006%
Sulaymaniyah	31,867	11,312	13.028%
Thi-Qar	68	47	0.028%
Wassit	6	1	0.002%
Other	241	104	0.099%
Total	244,605	80,204	100%

Camps Registered Population			
Camp	Individuals	Households	% Total
Akre Settlement	1,158	285	1.30%
Domiz Camp 1	32,306	8,531	36.27%
Domiz Camp 2	9,155	2,233	10.28%
Gawilan Camp	8,400	1,941	9.43%
Basirma Camp	3,094	695	3.47%
Darashakran Camp	11,280	2,540	12.66%
Kawergosk Camp	7,882	1,983	8.85%
Qushtapa Camp	7,321	1,868	8.22%
Arbat Camp	8,479	2,204	9.52%
Total	89,075	22,280	100%