

Total Active Registered Iraqis

**63,851**

## Standard Age and Gender

| Age    | 0-4   | 5-11  | 12-17 | 18-35  | 36-59  | 60+   | Total  | %     |
|--------|-------|-------|-------|--------|--------|-------|--------|-------|
| Female | 2,168 | 4,718 | 3,113 | 9,274  | 8,169  | 3,484 | 30,926 | 48.4% |
| Male   | 2,304 | 5,251 | 3,465 | 10,466 | 8,451  | 2,988 | 32,925 | 51.6% |
| Total  | 4,472 | 9,969 | 6,578 | 19,740 | 16,620 | 6,472 | 63,851 | 100%  |
|        | 7.0%  | 15.6% | 10.3% | 30.9%  | 26.0%  | 10.1% |        |       |

## Place of Origin

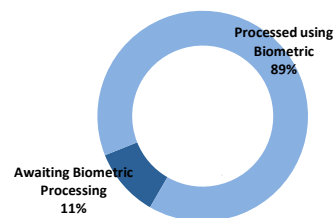
|              |        |       |
|--------------|--------|-------|
| Baghdad      | 32,814 | 51.4% |
| Erbil        | 7,332  | 11.5% |
| Basrah       | 4,172  | 6.5%  |
| Anbar        | 3,862  | 6.0%  |
| Ninewa       | 3,706  | 5.8%  |
| Dahuk        | 2,727  | 4.3%  |
| Salah al-Din | 1,359  | 2.1%  |
| Thi-Qar      | 1,267  | 2.0%  |
| Tameem       | 1,076  | 1.7%  |
| Diyala       | 1,068  | 1.7%  |
| Missan       | 589    | 0.9%  |
| Muthanna     | 541    | 0.8%  |
| Sulaymaniyah | 513    | 0.8%  |
| Babylon      | 465    | 0.7%  |
| Wassit       | 374    | 0.6%  |
| Najaf        | 299    | 0.5%  |
| Qadissiya    | 216    | 0.3%  |
| Kerbala      | 208    | 0.3%  |
| Other        | 1,263  | 2.0%  |

## Specific Needs

|  |        |       |
|--|--------|-------|
| Serious medical condition                    | 7,088  | 11.1% |
| Disability                                   | 2,581  | 4.0%  |
| Specific legal and physical protection needs | 2,055  | 3.2%  |
| Woman at risk                                | 1,773  | 2.8%  |
| Child at risk                                | 1,758  | 2.8%  |
| Single parent                                | 1,058  | 1.7%  |
| Older person at risk                         | 798    | 1.2%  |
| Unaccompanied or separated child             | 118    | 0.2%  |
| Total  | 17,229 | 27.0% |

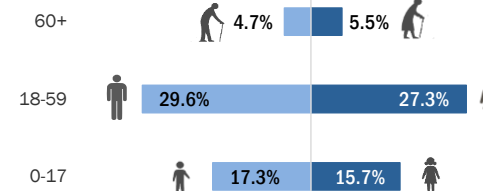
\* An individual can have more than one specific need

## Biometric Statistics (IRIS)



## UNHCR Jordan

### Age-Gender Breakdown

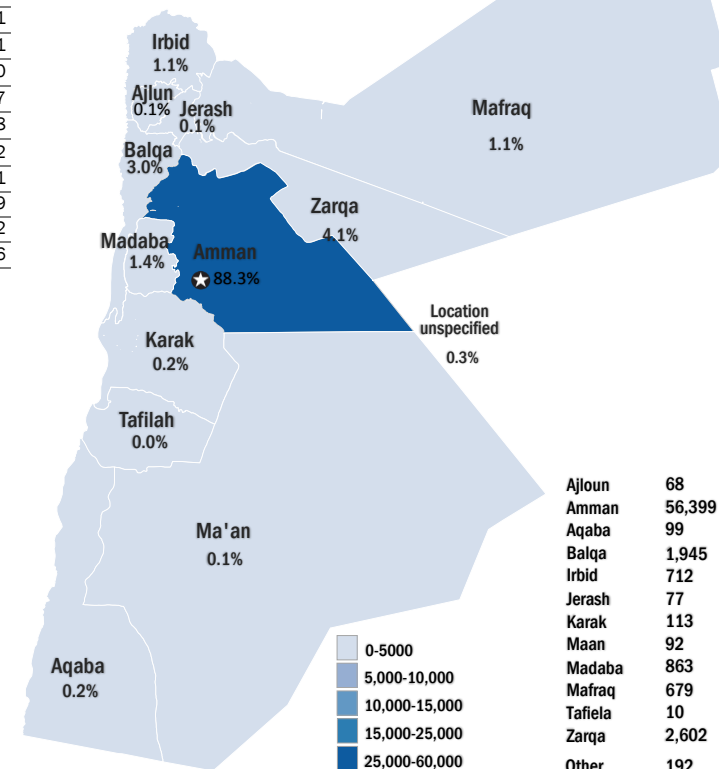


|       |        |       |
|-------|--------|-------|
| 60+   | 6,472  | 10.1% |
| 18-59 | 36,360 | 56.9% |
| 0-17  | 21,019 | 32.9% |

## Arrivals

|          | Arrival | Registration |
|----------|---------|--------------|
| Pre-2006 | 4,412   | 72,669       |
| 2006     | 3,478   | 4,689        |
| 2007     | 2,309   | 31,285       |
| 2008     | 1,200   | 9,761        |
| 2009     | 1,531   | 6,841        |
| 2010     | 2,184   | 7,980        |
| 2011     | 2,637   | 7,767        |
| 2012     | 2,797   | 4,088        |
| 2013     | 5,042   | 5,392        |
| 2014     | 17,152  | 21,541       |
| 2015     | 8,575   | 9,869        |
| 2016     | 9,355   | 10,562       |
| 2017     | 3,179   | 4,266        |

## UNHCR Registered Iraqis



## Iraqi Arrival & Registration Trends since Jan 2013

