



Registration Unit

Total Persons of Concern

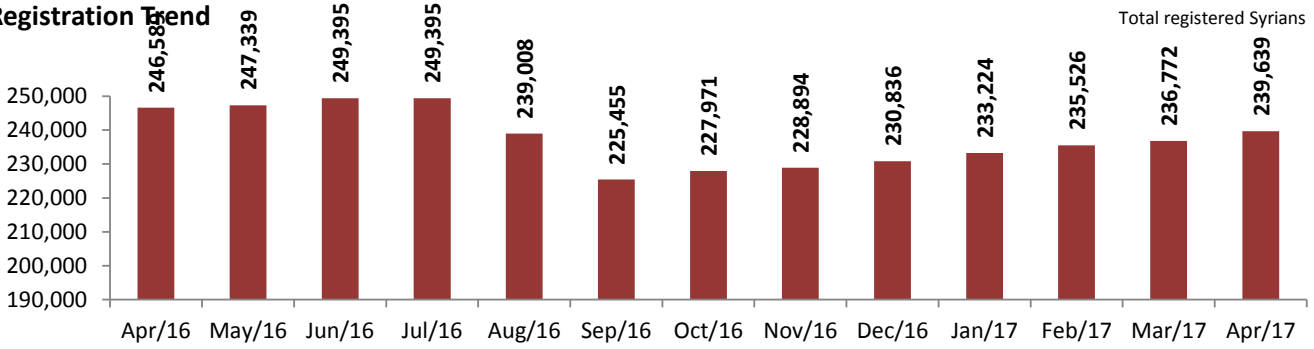
Individuals

239,639

Households

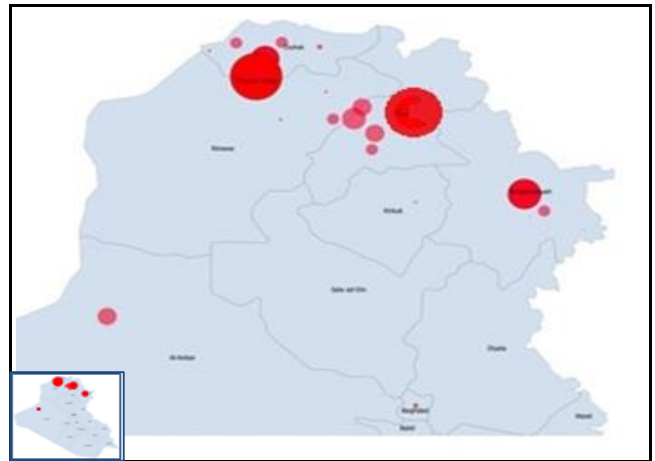
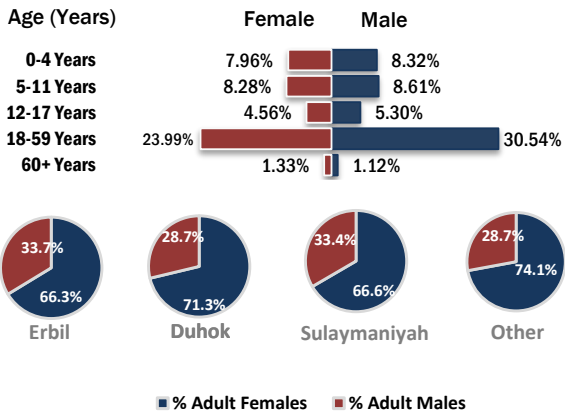
78,507

Registration Trend

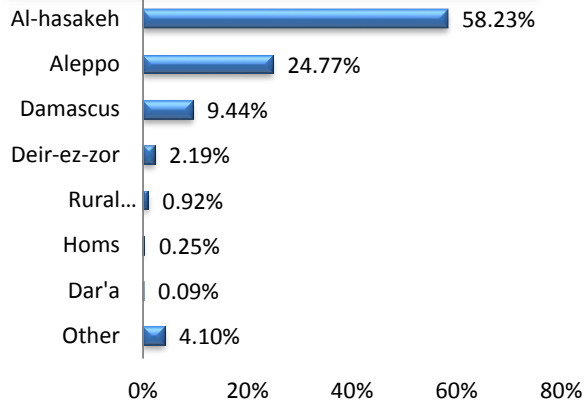


This profile is based on **239,639** proGres registered individuals

Age and Gender Breakdown

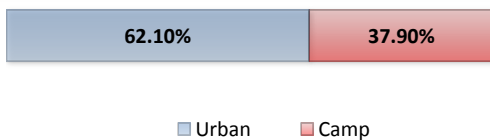


Place of Origin



Governorate	Individuals	Households	% Total
Duhok	83,239	23,567	34.74%
Erbil	116,857	41,074	48.76%
Sulaymaniyah	31,297	11,156	13.06%
Anbar	4,461	1,135	1.86%
Ninewa	1,606	549	0.67%
Kirkuk	958	341	0.40%
Baghdad	355	177	0.15%
Other	866	508	0.36%
<b>Total Iraq</b>	<b>239,639</b>	<b>78,507</b>	<b>100%</b>

Camp and non-camp population comparison



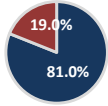
Camps Registered Population			
Camp	Individuals	Households	% Total
Akre Settlement	1,164	284	1.28%
Domiz Camp 1	31,901	8,433	35.13%
Domiz Camp 2	8,552	2,072	9.42%
Gawilan Camp	8,187	1,918	9.01%
Basirma Camp	3,454	805	3.80%
Darashakran Camp	12,403	2,927	13.66%
Kawergosk Camp	9,040	2,460	9.95%
Qushtapa Camp	7,807	2,124	8.60%
Arbat Camp	8,308	2,172	9.15%
<b>Total</b>	<b>90,816</b>	<b>23,195</b>	<b>100%</b>

Total households  
78,507

#REF!

<b>Urban</b>	<b>Camp</b>	Other
<b>62.10%</b>	<b>37.90%</b>	

<b>Individuals</b>	<b>Households</b>	<b>Waiting for Registration Individuals</b>	<b>Waiting for Registration Cases</b>
<b>Column1</b>	<b>Column2</b>	<b>Column3</b>	<b>Column4</b>
3,384	815	0	0
13,646	3,791	0	0
4,726	1,181	0	0
3,455	944	-4,853	-1,228
<b>25,211</b>	<b>6,731</b>	<b>-4,853</b>	<b>-1,228</b>



Al-Qaim