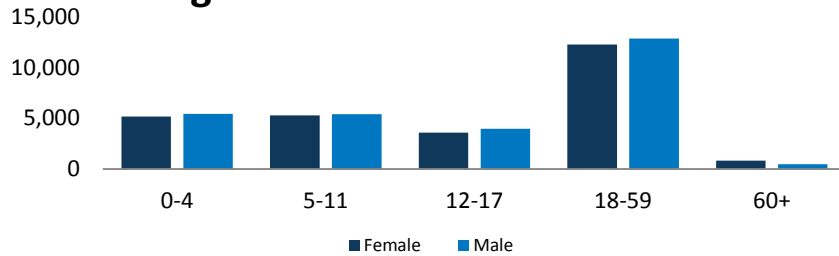

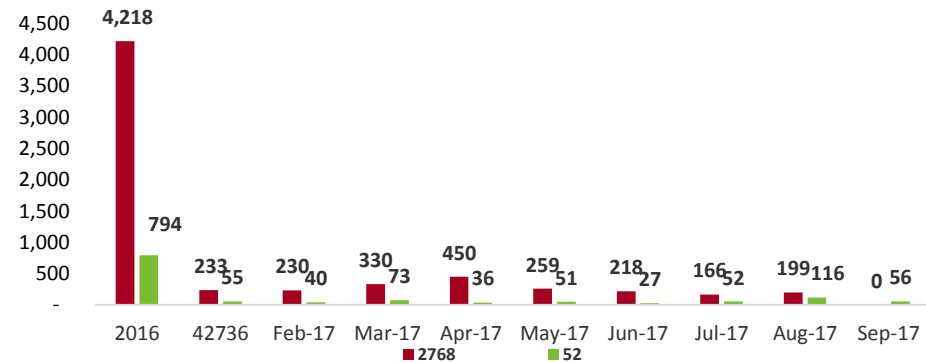


TOTAL REGISTERED REFUGEES AND ASYLUM SEEKERS
55,347
Age and Gender Breakdown

AGE AND GENDER BREAKDOWN

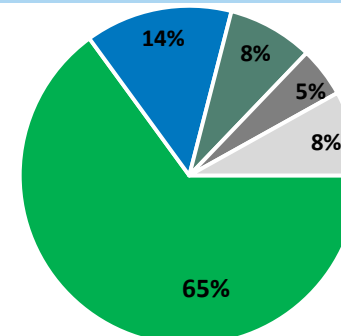
Age	0-4	5-11	12-17	18-59	60+	Total	%
Female	5,189	5,295	3,587	12,285	820	27,176	49.1%
Male	5,429	5,422	3,973	12,861	486	28,171	50.9%
Total	10,618	10,717	7,560	25,146	1,306	55,347	
%	19.2%	19.4%	13.7%	45.4%	2.4%	100%	

Children **52.2%**
 **28,842**
18-59 **45.4%**
 **25,128**
60+ **2.4%**
 **1,306**
SPECIFIC NEEDS

Child at risk	40	1%
Disability	1,004	20%
Family unity	258	5%
Older person at risk	812	17%
Serious medical condition	1,037	21%
Specific legal and physical protection needs	200	4%
Torture	14	0%
Unaccompanied and separated child	1,247	25%
Woman at risk	307	6%

Inactivation and Reactivation (of inactivated) due to missing 3 cycles of general food distribution

Weekly Registration
Week 15th -21st September 2017

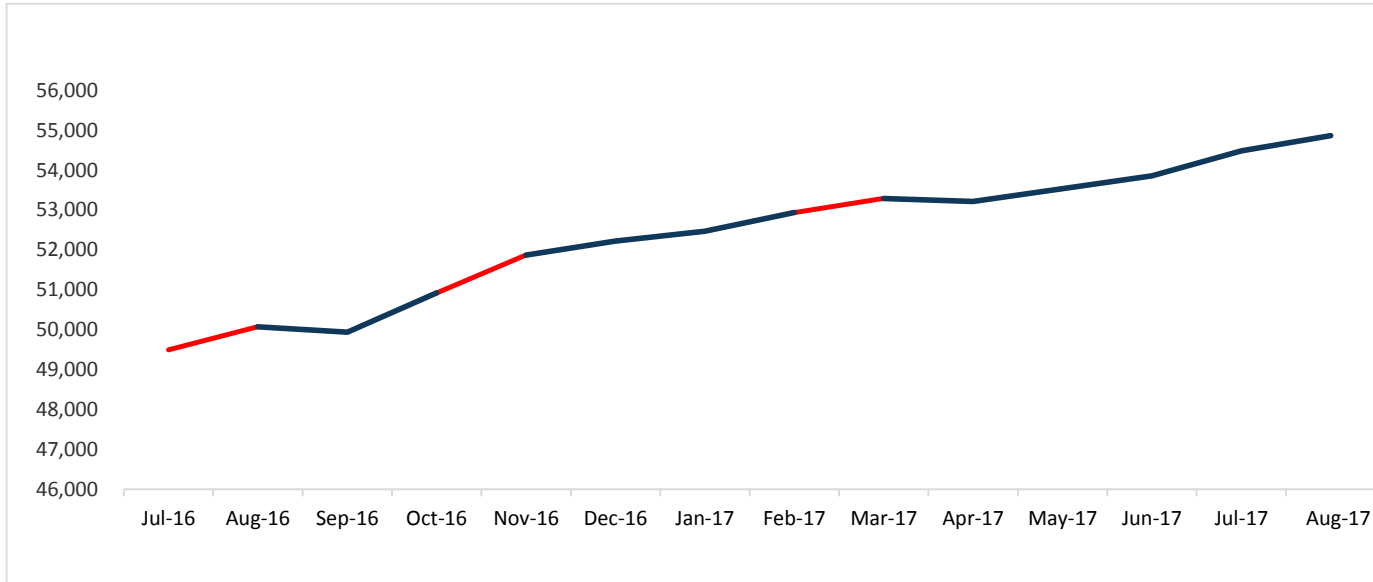
Female	Male	Total
27	30	57

WRA*(15-49) 13,051
WRA*(12-49) For Pads 14,910
TOP 5 AREAS OF ORIGIN


■ Kirundo ■ Muyinga ■ Bujumbura Mairie ■ Ngozi ■ Others

*WRA: Women in Reproductive Age

GROWTH POPULATION TRENDS



Families

Size	Total	%
1	7927	41.75%
2	2252	11.86%
3	2371	12.49%
4	1992	10.49%
5	1660	8.74%
6	1278	6.73%
7	733	3.86%
8	430	2.26%
9	210	1.11%
10	93	0.49%
11	32	0.17%
12	8	0.04%
13	2	0.01%
Total	18,988	100.0%

Age and Gender Breakdown details

Age Cohort	Female	Male	Total
0 - 5	6067	6376	12443
6 - 12	5104	5158	10262
10 - 14	3127	3202	6329
15 - 19	2640	2992	5632
13 - 18	3341	3807	7148
20 - 24	2702	2853	5555
19 -59	11844	12344	24188
60+	820	486	1306

Age Cohort	Female	Male	Total
0-6 months	734	760	1494
0-9 months	1076	1125	2201
6-23 months	1852	1920	3772
0-12 months	1418	1473	2891
0-35 months	3492	3612	7104
0-2 years	3492	3612	7104
3 yrs	903	993	1896
4-5 years	1672	1771	3443
6 years	869	930	1799
7 -12 years	4235	4228	8463

Partners

