

## Italy weekly snapshot - 22 Oct 2017

(The charts below are based on figures from the Italian Ministry of Interior and UNHCR estimates. All figures are provisional and subject to change)

<b>Total arrivals (1 Jan - 22 Oct 2017):</b>	<b>110,748</b>
Total arrivals (1 Jan - 22 Oct 2016):	148,026
<b>Total arrivals 1 Oct - 22 Oct 2017</b>	<b>5,433</b>
Total arrivals 1 Oct - 22 Oct 2016	15,983
<b>Average daily arrivals in October 2017 so far:</b>	<b>247</b>
Average daily arrivals in September 2017:	206

<b>Dead and missing in 2017 (as of 22 Oct)</b>	<b>2,784</b>
Dead and missing in 2016 (as of 22 Oct)	3,757
Dead and missing in 2016	5,096

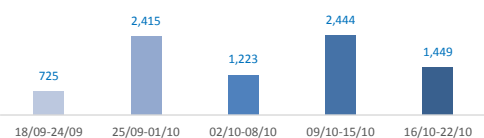
### Estimated # of arrivals during the last seven days

(Based on arrivals or registration figures collected by UNHCR staff)

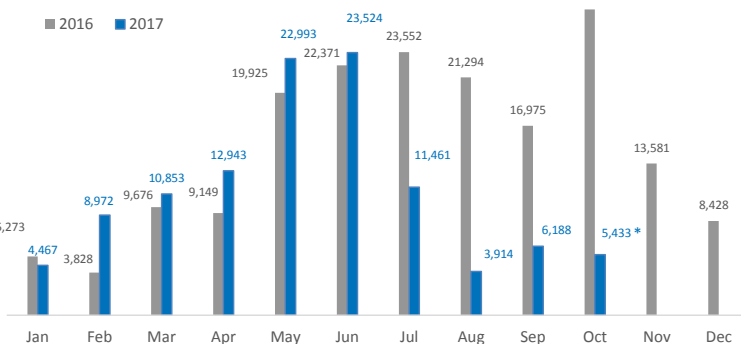
Mon, 16 Oct 2017	432
Tue, 17 Oct 2017	70
Wed, 18 Oct 2017	134
Thu, 19 Oct 2017	279
Fri, 20 Oct 2017	501
Sat, 21 Oct 2017	0
Sun, 22 Oct 2017	33



### Sea arrivals of last weeks



### Arrivals per month



**Persons relocated (as of 22 Oct)** **9,593**

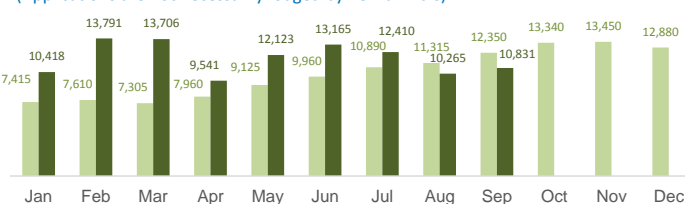
### % relocated persons of the 39,600 target\*



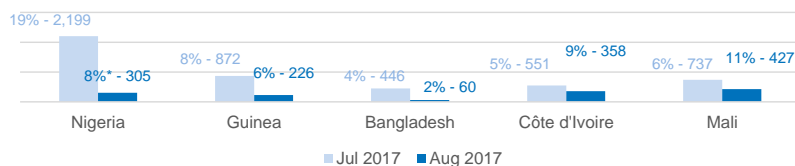
\* Out of 39,600 originally foreseen to be relocated from Italy, 34,953 commitments have been legally foreseen in the Council Decisions.

### Asylum applications

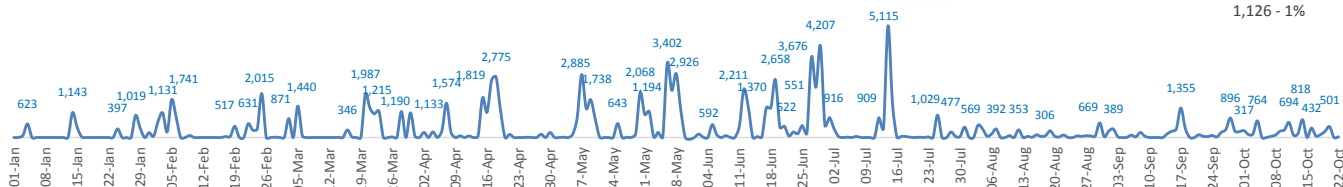
(Applications are not necessarily lodged by new arrivals)



### Most common sea arrival nationalities in Italy (comparison with previous month)



### Estimated daily sea arrivals in 2017



### Sea arrivals by gender and age - Jan - Aug 2017

