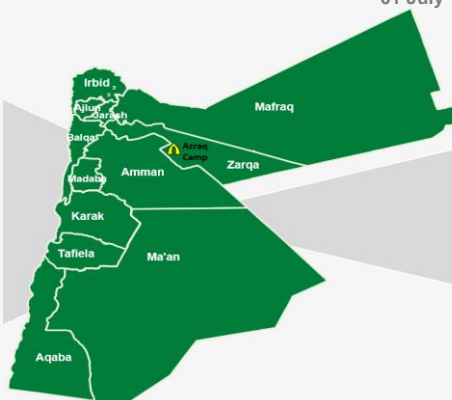
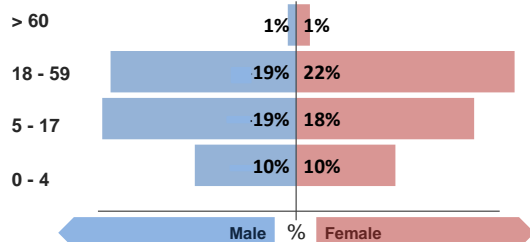




## Refugee population

Total refugee population: **34,019**

Demographic breakdown:



## Key facts

Camp opened:

**May 2014**

## Indicators at a glance

1	Health utilisation rate	7.6	X
2	Number of consultations per clinician per day	44	✓
3	Crude Mortality Rate (CMR) (/1000/month)	0.2	✓
4	Under-five Mortality Rate (U5MR) (/1000/month)	0.5	✓
5	Neonatal Mortality Rate (NNMR) (/1000 livebirths)	16.8	X

## Notes

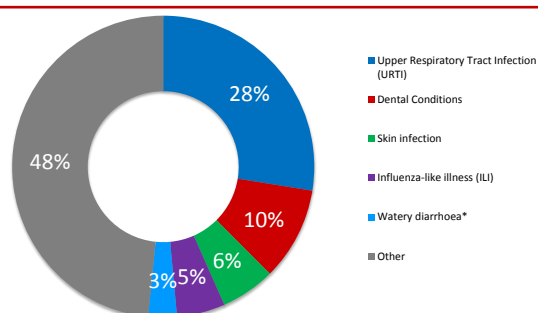
This public health profile for Azraq refugee camp is compiled from health facility data from the following partners:

- IMC Clinic Village 6
- IMC Clinic Village 3
- IMC Clinic Village 5
- IMC Hospital
- AMR Village 2
- AMR Village 6

Data is collected using standardised Health Information System (HIS) data collection and reporting tools and aims to be as accurate as possible.

## Morbidity

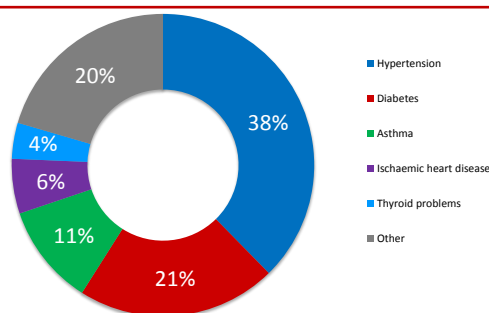
### Acute health conditions (%)



### Top 5 acute health conditions

	% morbidity	# of cases
1 Upper Respiratory Tract Infection (URTI)	28%	13,062
2 Dental Conditions	10%	4,737
3 Skin infection	6%	2,767
4 Influenza-like illness (ILI)	5%	2,447
5 Watery diarrhoea*	3%	1,454
- Other	48%	22,947

### Chronic health conditions (%)

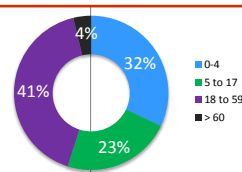


### Top 5 chronic health conditions

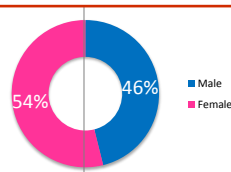
	% morbidity	# of cases
1 Hypertension	38%	1,692
2 Diabetes	21%	958
3 Asthma	11%	486
4 Ischaemic heart disease	6%	263
5 Thyroid problems	4%	173
- Other	20%	920

### Breakdown of acute health conditions

#### by age

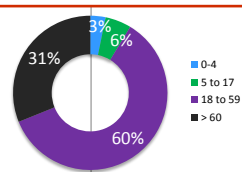


#### by gender

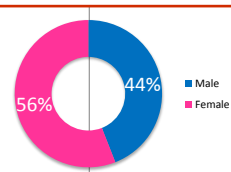


### Breakdown of chronic health conditions

#### by age



#### by gender



UNHCR gratefully acknowledges the support of the following partners:

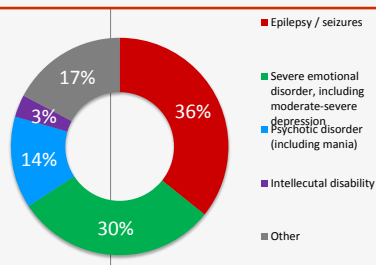


## Public Health

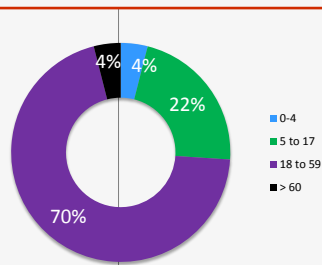
Health Impact	Indicator	Standard
Crude Mortality Rate (CMR) (/1000/month)	0.2	< 0.5 ✓
Under-five Mortality Rate (U5MR) (/1000/month)	0.5	< 1.5 ✓
Neonatal Mortality Rate (NNMR) (/1000 livebirths)	16.8	< 14.9 X
<b>Access and utilization</b>		
No. of health facilities	1 : 6804	1 : < 10,000 ✓
Total number of consultations	64,712	
Health utilisation rate	7.6	1 - 4 X
No. of consultations per trained clinician per day	44	< 50 ✓

## Breakdown of mental health conditions

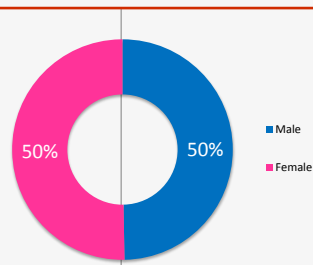
By cause



By age

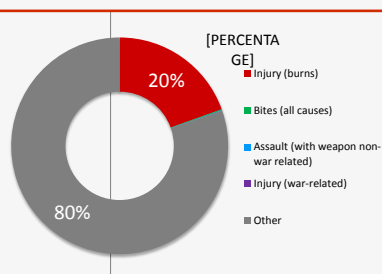


By gender

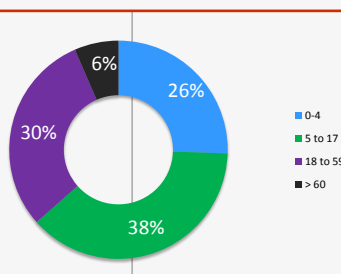


## Breakdown of injuries

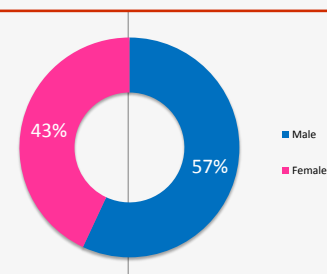
By cause



By age



By gender



## In-patient and referral

### In-patient department

	Indicator	Standard	
Hospitalisation rate (/1000/year)	126.6	50 - 150	^
Bed occupancy rate	96%	> 75%	✓
Mean length of stay for authorised discharges (days)	2.1		

	Indicator	Standard	
Overall case fatality rate	0%		
Proportion of deaths within 24 hours of admission	0%		

## Reproductive Health

### Antenatal care

	Indicator	Standard	
Coverage of antenatal care (4 or more visits)	79%	≥ 90%	X
Coverage of TT vaccination	63%	≥ 90%	X
Coverage of anaemia screening in pregnancy	100%	≥ 90%	✓

### Delivery care

	Indicator	Standard	
Proportion of deliveries attended by skilled personnel	97%	≥ 90%	✓
Proportion of deliveries performed by caesarean section	21.2%	5 - 15%	X
Proportion of low birth weight deliveries (<2500g)	6%	< 15%	✓

### Maternal mortality

	Indicator	Standard	
Number of maternal deaths reported	1		
% of maternal deaths investigated	100%	100%	

### Postnatal care

	Indicator	Standard	
Coverage of postnatal care	21%	≥ 90%	X

### Sexual and Gender-based Violence

	Indicator	Standard	
Incidence of rape (reported cases/10,000/year)*			^
% of rape survivors who received PEP** < 72 hours		100%	^
% of rape survivors who received ECP*** < 120 hours		100%	^
% of rape survivors who received STI**** prophylaxis < 2 wks		100%	^

\*Only includes rapes reported at health facilities \*\*Post-exposure prophylaxis \*\*\*Emergency contraceptive pill  
\*\*\*\*Sexually transmitted infection



View interactive maps and statistics online  
<http://twine.unhcr.org>

#### Legend:

- Standard met
- Interpret data with care
- Standard borderline
- Data missing
- Standard not met

