

SOUTH SUDAN SITUATION

Refugee population in Gambella region | as of 30 September 2017

397,455

REFUGEES

82,507

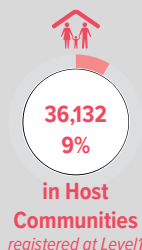
HOUSEHOLDS

Average Family size

4

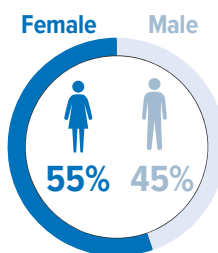
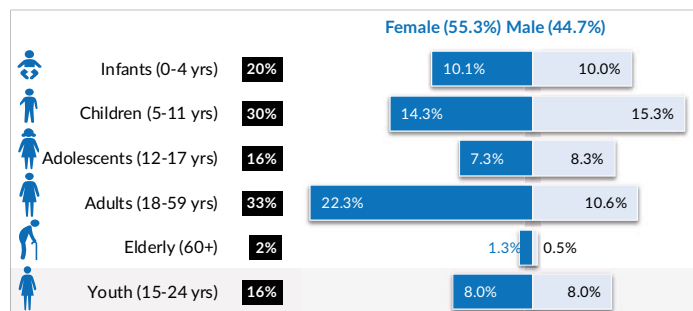


- Refugee Camp
- Refugee Transit Center
- Refugee Location
- Entry point
- UNHCR Sub-Office
- UNHCR Field Office
- UNHCR Field Unit



The boundaries and names shown and the designations used on this map do not imply official endorsement or acceptance by the United Nations.

Age/Gender breakdown



Key statistics

65% Under 18

89% Women and Children

16% Youth (15-24)

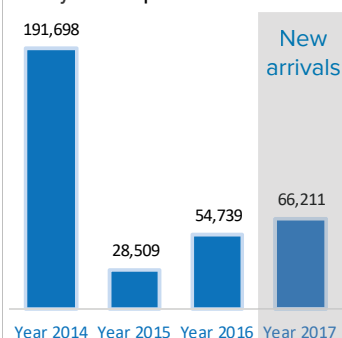
3,706 Unaccompanied Minors

20,952 Separated Children

36,712 Persons with Specific Needs

Arrivals

Yearly trends: post Dec 2013



Since the beginning of the influx in September 2016

119,052 arrivals through

Pagak, 92%
Akobo, 5%
Raad, 3%

Relocated to

Nguenyiel, 71%
Tierkidi, 13%
Jewi, 10%
Okugo, 2%
Kule, 1%
Assosa, 3%

12 months trends: Oct 2016 - Sep 2017

