

Total Active Registered Syrians

655,056



Urban

515,699

78.7%



Camps

139,357

21.3%

Standard Age and Gender

Age	0-4	5-11	12-17	18-35	36-59	60+	Total	%
Female	49,719	70,249	43,221	96,230	56,779	14,224	330,422	50.4%
Male	52,791	74,074	45,375	92,924	49,432	10,038	324,634	49.6%
Total	102,510	144,323	88,596	189,154	106,211	24,262	655,056	100%
	15.6%	22.0%	13.5%	28.9%	16.2%	3.7%		

Place of Origin

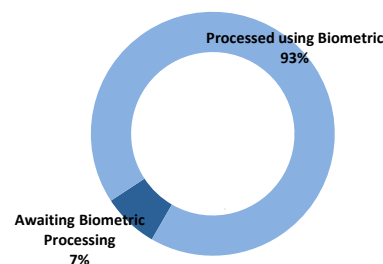
Dar'a	270,895	41.4%
Homs	104,147	15.9%
Rural Damascus	77,635	11.9%
Aleppo	68,525	10.5%
Damascus	48,828	7.5%
Hama	34,437	5.3%
Ar-raqqa	16,915	2.6%
Idlib	11,000	1.7%
Deir-ez-zor	6,680	1.0%
Al-hasakeh	5,271	0.8%
Quneitra	2,808	0.4%
As-sweida	1,538	0.2%
Lattakia	1,346	0.2%
Tartous	362	0.1%
Other	4,669	0.7%

Specific Needs

Serious medical condition	49,241	7.5%
Child at risk	40,884	6.2%
Specific legal and physical protection needs	36,712	5.6%
Single parent	20,514	3.1%
Disability	20,025	3.1%
Woman at risk	17,562	2.7%
Older person at risk	5,951	0.9%
Unaccompanied or separated child	3,245	0.5%
Total	194,134	29.6%

* An individual can have more than one specific need

Biometric Statistics (IRIS)



Registration Trend

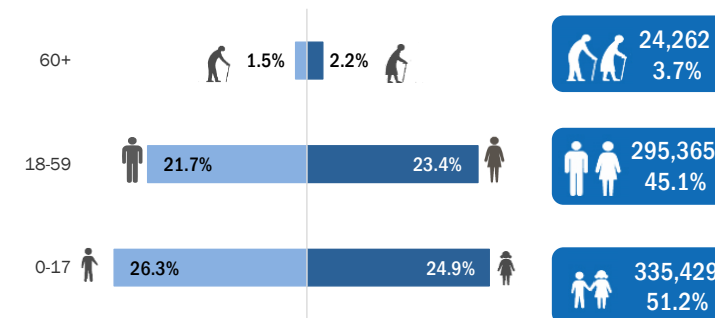
2011	2,361	0.2%
2012	129,329	12.5%
2013	665,089	64.1%
2014	121,366	11.7%
2015	41,029	4.0%
2016	53,617	5.2%
2017	25,552	2.5%

Arrivals

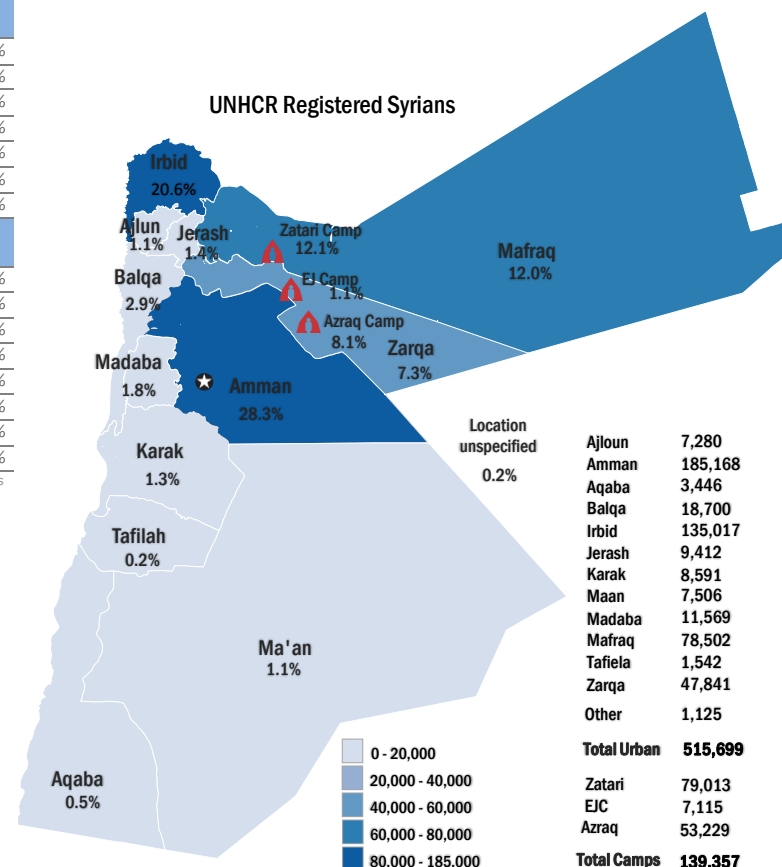
Pre-2011	10,602	1.6%
2011	22,244	3.4%
2012	164,421	25.1%
2013	275,861	42.1%
2014	61,896	9.4%
2015	14,274	2.2%
2016	25,854	3.9%
2017	1,737	0.3%

* The new arrivals excludes newborn babies who will be represented under the registration trend.

Age-Gender Breakdown



UNHCR Registered Syrians



* Coloured map only reflects refugees living outside camps.

Syrian Registration Trend since 01 March 2011

