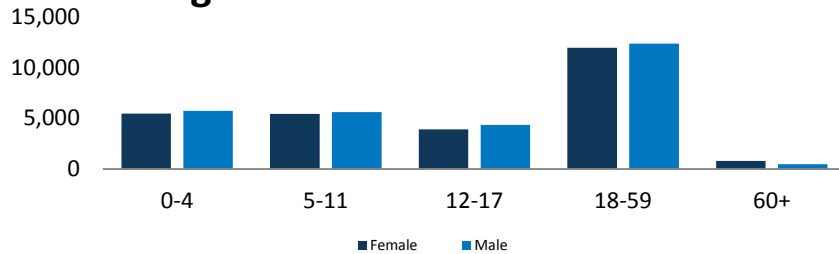


TOTAL REGISTERED REFUGEES AND ASYLUM SEEKERS
56,153
Age and Gender Breakdown

AGE AND GENDER BREAKDOWN

Age	0-4	5-11	12-17	18-59	60+	Total	%
Female	5,477	5,448	3,914	11,957	796	27,592	49.1%
Male	5,750	5,611	4,359	12,363	478	28,561	50.9%
Total	11,227	11,059	8,273	24,320	1,274	56,153	
%	20.0%	19.7%	14.7%	43.3%	2.3%	100%	

Children

54.4%

29,655

18-59

43.3%

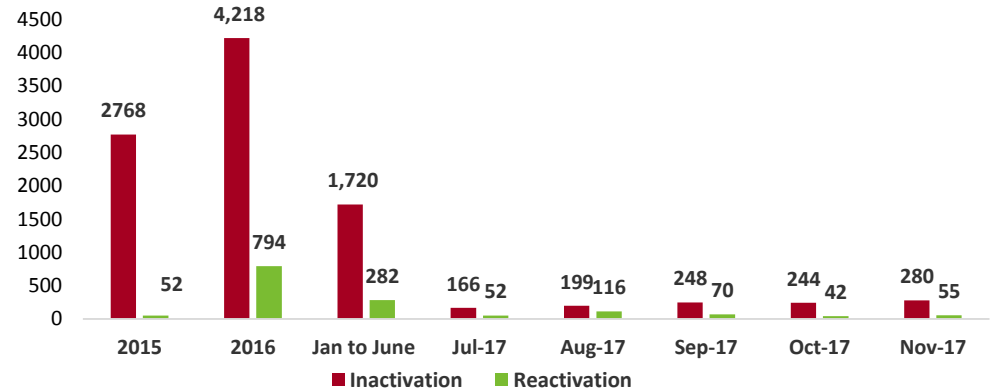
25,405

60+

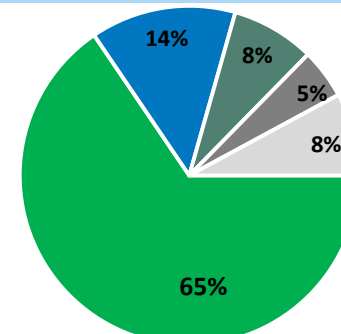
2.3%

1,320
SPECIFIC NEEDS

Child at risk	57	1%
Disability	1,003	21%
Family unity	253	5%
Older person at risk	816	17%
Serious medical condition	1,067	22%
Specific legal and physical protection needs	193	4%
Torture	14	0%
Unaccompanied and separated child	1,209	25%
Woman at risk	263	5%

Inactivation and Reactivation (of inactivated) due to missing 3 cycles of general food distribution

Weekly Registration
Week 24th -30th November 2017

Female	Male	Total
19	33	52

WRA*(15-49)
13,125
WRA*(12-49) For Pads
15,011
TOP 5 AREAS OF ORIGIN


Kirundo

Muyinga

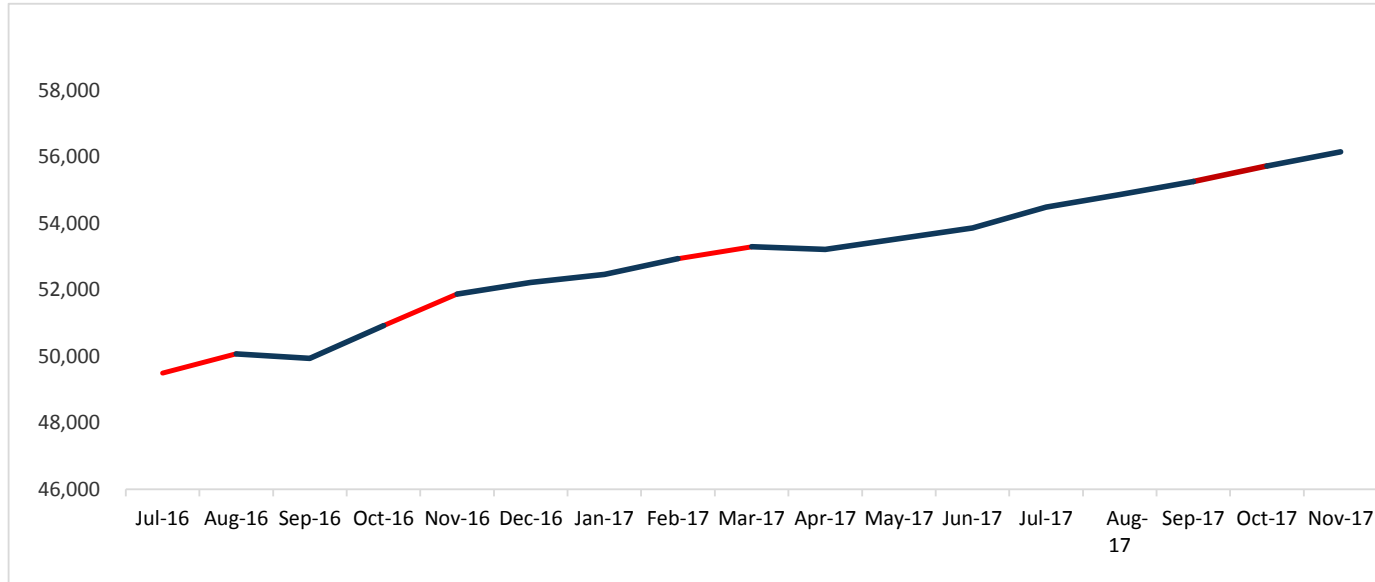
Bujumbura Mairie

Ngozi

Others

*WRA: Women in Reproductive Age

GROWTH POPULATION TRENDS



Families

Size	Total	%
1	7752	40.91%
2	2217	11.70%
3	2405	12.69%
4	1993	10.52%
5	1703	8.99%
6	1295	6.83%
7	758	4.00%
8	459	2.42%
9	219	1.16%
10	102	0.54%
11	32	0.17%
12	11	0.06%
13	2	0.01%
14	1	0.01%
Total	18,949	100.0%

Age and Gender Breakdown details

Age Cohort	Female	Male	Total
0 - 5	6350	6697	13047
6 - 12	5147	5211	10358
10 - 14	3168	3228	6396
15 - 19	2650	2986	5636
13 - 18	3363	3808	7190
20 - 24	2737	2851	5588
19 -59	11908	12354	24262
60+	824	491	1315

Age Cohort	Female	Male	Total
0-6 months	737	660	1397
0-9 months	1069	1141	2210
6-23 months	1966	2022	3988
0-12 months	1437	1508	2945
0-35 months	3731	3877	7608
0-2 years	3731	3877	7608
3 yrs	924	1016	1940
4-5 years	1695	1804	3499
6 years	868	934	1802
7 -12 years	4279	4277	8556

Partners

