

Total Active Registered Syrians

655,588



Urban

516,179

78.7%



Camps

139,409

21.3%

Standard Age and Gender

Age	0-4	5-11	12-17	18-35	36-59	60+	Total	%
Female	49,833	70,380	43,238	96,178	56,816	14,239	330,684	50.4%
Male	52,878	74,214	45,386	92,910	49,472	10,044	324,904	49.6%
Total	102,711	144,594	88,624	189,088	106,288	24,283	655,588	100%
	15.7%	22.1%	13.5%	28.8%	16.2%	3.7%		

Place of Origin

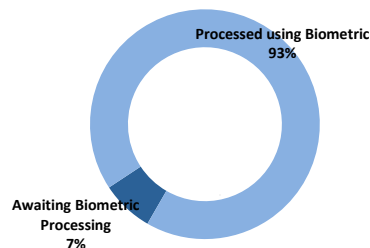
Dar'a	270,938	41.3%
Homs	104,203	15.9%
Rural Damascus	77,646	11.8%
Aleppo	68,695	10.5%
Damascus	48,861	7.5%
Hama	34,520	5.3%
Ar-raqqa	16,988	2.6%
Idlib	11,015	1.7%
Deir-ez-zor	6,695	1.0%
Al-hasakeh	5,289	0.8%
Quneitra	2,815	0.4%
As-sweida	1,538	0.2%
Latakia	1,345	0.2%
Tartous	362	0.1%
Other	4,678	0.7%

Specific Needs

Serious medical condition	49,465	7.5%
Child at risk	40,823	6.2%
Specific legal and physical protection needs	36,541	5.6%
Single parent	20,486	3.1%
Disability	20,145	3.1%
Woman at risk	17,471	2.7%
Older person at risk	5,968	0.9%
Unaccompanied or separated child	3,235	0.5%
Total	194,134	29.6%

* An individual can have more than one specific need

Biometric Statistics (IRIS)



Registration Trend

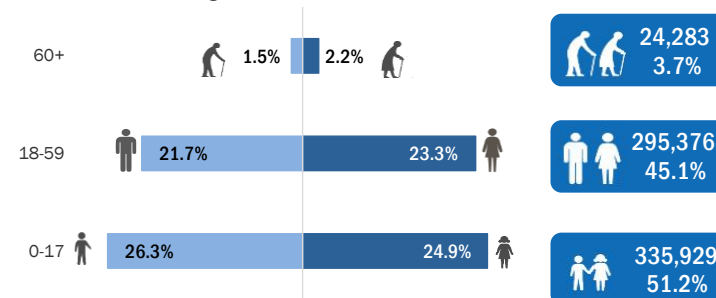
2011	2,361	0.2%
2012	129,332	12.4%
2013	665,094	64.0%
2014	121,366	11.7%
2015	41,029	3.9%
2016	53,617	5.2%
2017	26,584	2.6%

Arrivals

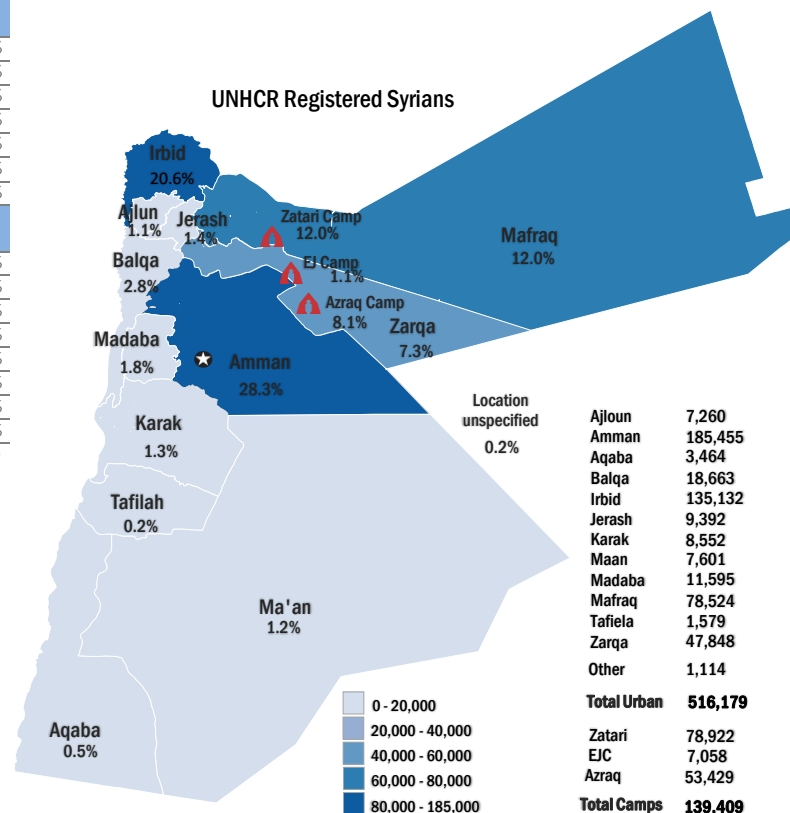
Pre-2011	10,630	1.6%
2011	22,242	3.4%
2012	164,304	25.1%
2013	275,579	42.0%
2014	61,891	9.4%
2015	14,326	2.2%
2016	25,868	3.9%
2017	1,808	0.3%

* The new arrivals excludes newborn babies who will be represented under the registration trend.

Age-Gender Breakdown



UNHCR Registered Syrians



Syrian Registration Trend since 01 March 2011

