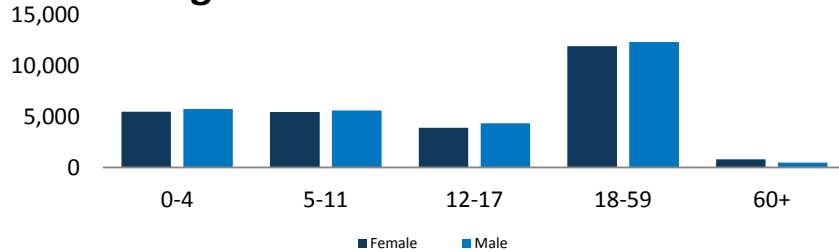


TOTAL REGISTERED REFUGEES AND ASYLUM SEEKERS
56,238
Age and Gender Breakdown

AGE AND GENDER BREAKDOWN

Age	0-4	5-11	12-17	18-59	60+	Total	%
Female	5,488	5,457	3,927	11,960	796	27,628	49.1%
Male	5,769	5,619	4,365	12,378	479	28,610	50.9%
Total	11,257	11,076	8,292	24,338	1,275	56,238	
%	20.0%	19.7%	14.7%	43.3%	2.3%	100%	

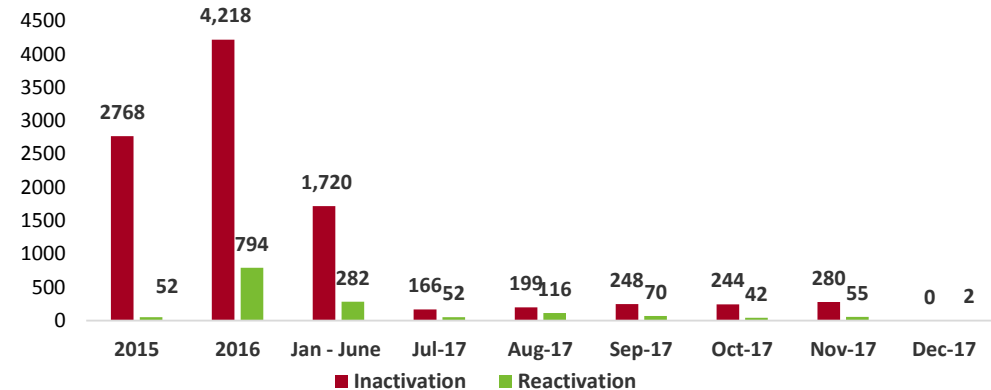
Children 54.5%
 30,559

18-59 43.3%
 24,320

60+ 2.3%
 1,274

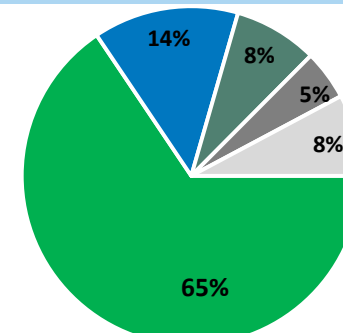
SPECIFIC NEEDS

Child at risk	57	1%
Disability	1,003	21%
Family unity	253	5%
Older person at risk	816	17%
Serious medical condition	1,067	22%
Specific legal and physical protection needs	193	4%
Torture	14	0%
Unaccompanied and separated child	1,209	25%
Woman at risk	263	5%

An individual may have more than one specific needs
Inactivation and Reactivation (of inactivated) due to missing 3 cycles of general food distribution

Weekly Registration

Week 01st -07th December 2017

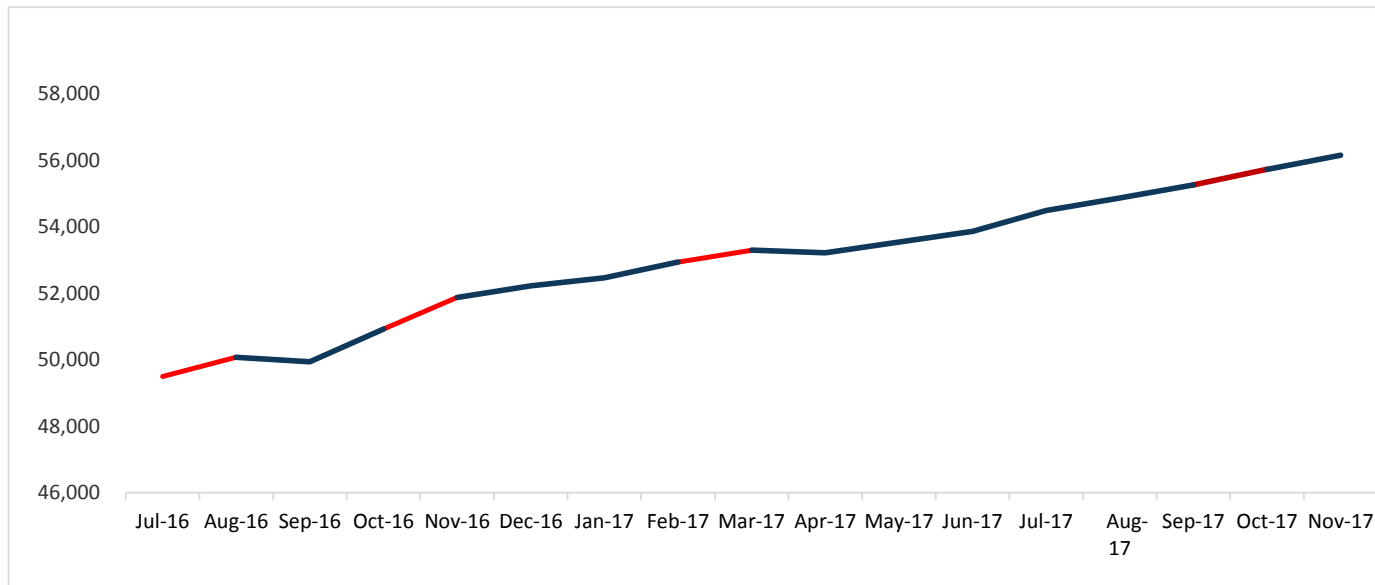
Female	Male	Total
33	29	62

WRA*(15-49) 13,141
WRA*(12-49) For Pads 15,127
TOP 5 AREAS OF ORIGIN


■ Kirundo ■ Muyinga ■ Bujumbura Mairie ■ Ngozi ■ Others

*WRA: Women in Reproductive Age

GROWTH POPULATION TRENDS



Families		
Size	Total	%
1	7769	40.93%
2	2218	11.69%
3	2408	12.69%
4	1992	10.50%
5	1710	9.01%
6	1297	6.83%
7	760	4.00%
8	459	2.42%
9	219	1.15%
10	102	0.54%
11	32	0.17%
12	11	0.06%
13	2	0.01%
14	1	0.01%
Total	18,980	100.0%

Age and Gender Breakdown details

Age Cohort	Female	Male	Total
0 - 5	6361	6717	13078
6 - 12	5154	5216	10370
10 - 14	3172	3230	6402
15 - 19	2653	2988	5641
13 - 18	3366	3809	7190
20 - 24	2740	2855	5595
19 -59	11922	12375	24297
60+	825	493	1318

Age Cohort	Female	Male	Total
0-6 months	713	768	1481
0-9 months	1054	1122	2176
6-23 months	1981	2028	4009
0-12 months	1412	1500	2912
0-35 months	3740	3892	7632
0-2 years	3740	3892	7632
3 yrs	925	1019	1944
4-5 years	1696	1806	3502
6 years	870	936	1806
7 -12 years	4284	4280	8564

Partners



indegO * africa

