SOMALIA

Refugee, asylum-seekers and returnees at 30 November 2017

UNHCR The UN Refugee Agency

28,763
refugees & asylum-seekers

Destination	Ethiopia	Yemen	Other
Woq. Galbeed	11,580	4,814	293
Bari	4,418	2,253	16
Nugaal	1,055	86	4
Mudug	473	6	0
Togdheer	228	104	36
Awdal	31	159	7
Banadir	17	2,896	73
Sanaag	7	63	0
Sool	1	7	0
Mid. Shabelle	0	13	0
Low. Shabelle	0	7	0
Other	5	111	0
TOTAL	**17,815**	**10,519**	**429**

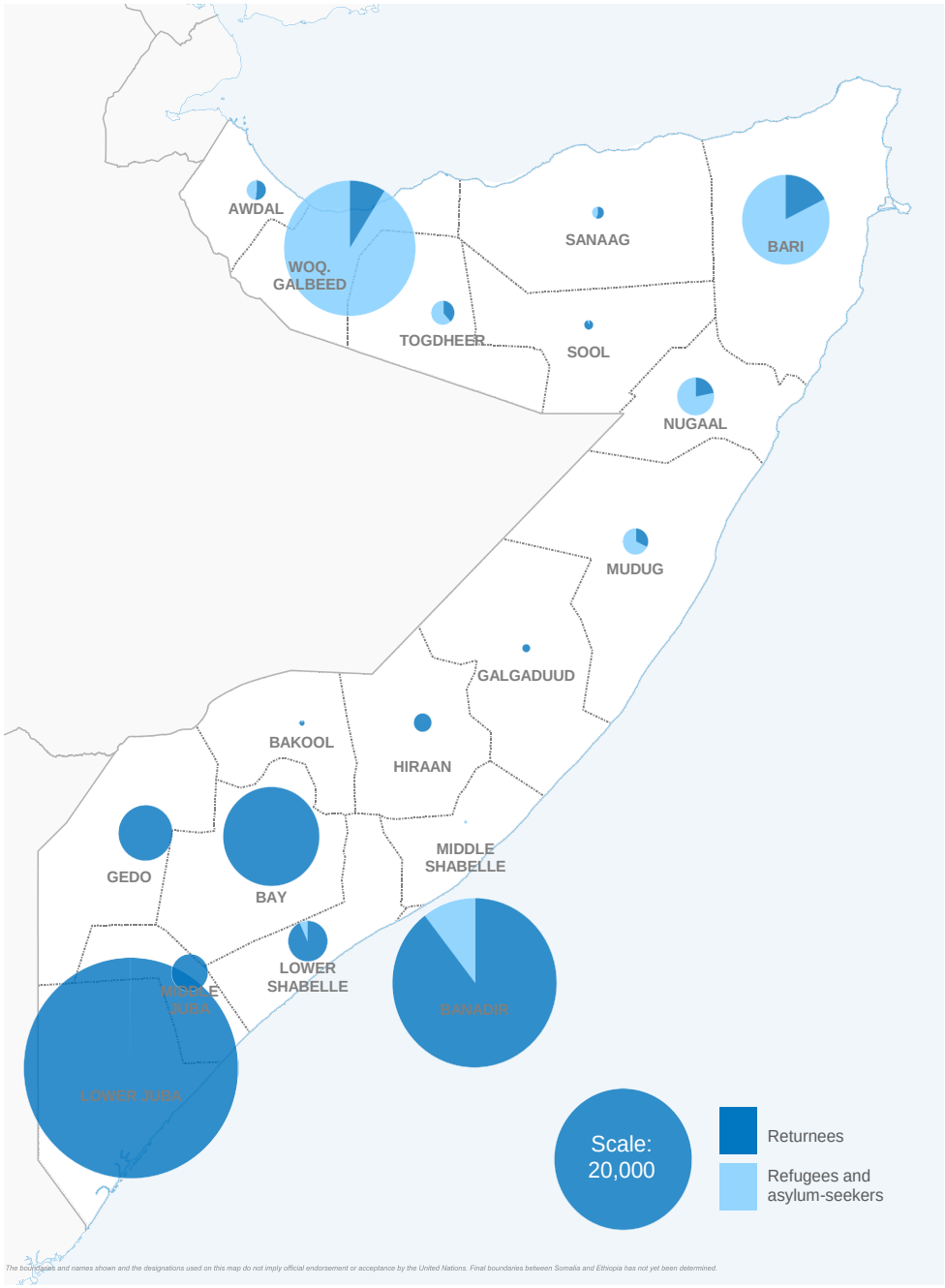

109,317
refugee returnees (2014 - 2017)

The total return figures include **626** returns from other countries such as Djibouti (600), Eritrea, Ethiopia and Pakistan.

Destination	Kenya	Yemen
Lower Juba	47,229	1,350
Banadir	13,315	12,253
Bay	8,830	996
Gedo	2,860	256
Woq. Galbeed	6	1,625
Lower Shabelle	89	1,460
Middle Juba	1,431	0
Bari	12	1,407
Mid Shabelle	787	312
Hiraan	28	325
Other	47	1,402
Unreg. Yemen		12,699
TOTAL	**74,606**	**34,085**

74,606
refugee returnees from Kenya (2014 - 2017)

Data on destinations for returnees from Kenya are generally based on the place of initial return. In the case of arrivals by road convoy in 2017, the final destination declared on arrival is used.

RETURNEES FROM KENYA BY MONTH

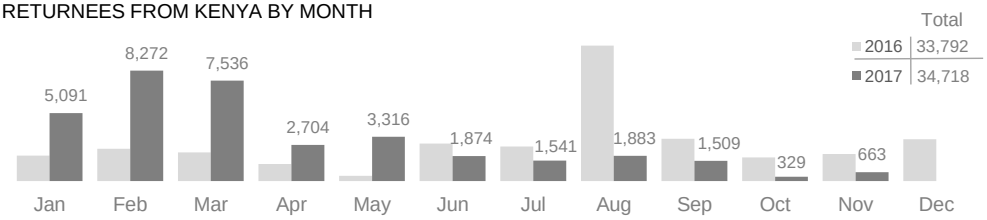

34,085
refugee returnees from Yemen (2015 - 2017)

For Somali returnees from Yemen, individual details are recorded by authorities at port of arrival and provided to UNHCR for some 60% of all Somali arrivals. Destinations for returnees from Yemen are shown in the map only for this subset.

RETURNEES FROM YEMEN BY MONTH

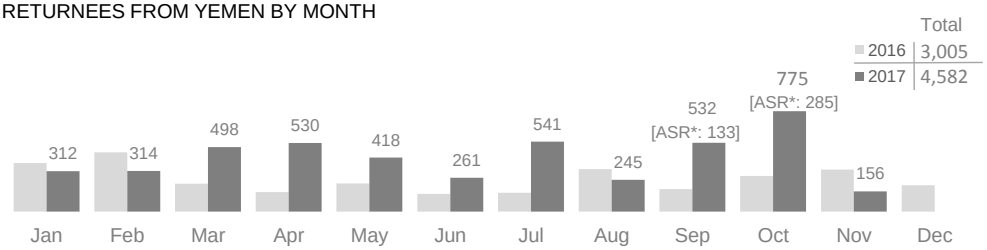

*Assisted Spontaneous Returns

UNHCR is grateful for the generous contributions of donors who have directly contributed to the UNHCR Somalia operation in 2017