



# Somalia

## UNHCR Emergency Response at 30 November 2017

 57,293

people assisted in November

 40,740 individuals (7,365 households) were provided with potable water in Togdheer, Sanaag and Lower Juba regions through borehole rehabilitation and water trucking.

 9,483 individuals were reached with Gender Based Violence (GBV) response. 7,227 individuals in Mudug, 1,203 individuals in Bay, 753 individuals in Banadir and 300 individuals in Galgaduud regions through: identification of survivors, awareness raising & community engagement and legal, material, medical and psychosocial support, including provision of dignity kits and installation of solar lanterns.

CRI Assistance by region	# CRI kits	# CRI conditional		Individuals benefitted with CRI
		# cash grants	# Dignity kits	
Bay	895			5,370
Mudug		200		1,225
Galgaduud		50		325
Gedo			150	150
<b>Total people assisted</b>	<b>895</b>	<b>250</b>	<b>150</b>	<b>7,070</b>

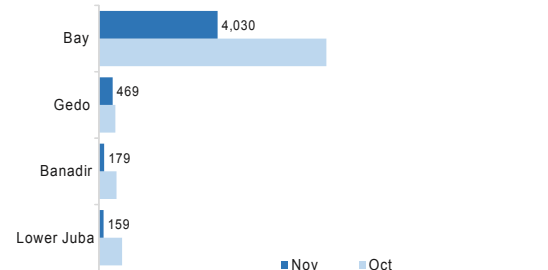
### Situation overview

From 1 to 30 November, the UNHCR-led Protection & Returns Monitoring Network (PRMN), recorded 32,000 new displacements (12,000 drought-related), bringing the total of internal displacements since the beginning of the year to 1,096,000, of which 874,000 attributable to the drought and 188,000 conflict related.

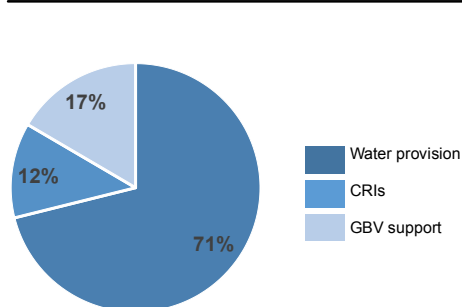
A spike in conflict driven displacements in multiple regions was observed during November - heightened military operations in Middle Shabelle (Balcad district) and ongoing conflict in Lower Shabelle were the major contributors (15,000 individuals).

While approximately 6,000 IDP returns were recorded in the month (2,000 in Mudug region and substantially all of the remainder in Bay region), these numbers appear low as the onset of the rainy season might be expected to catalyse larger IDP returns as those displaced return to home villages to plant or tend crops.

### New drought arrivals by region of assistance

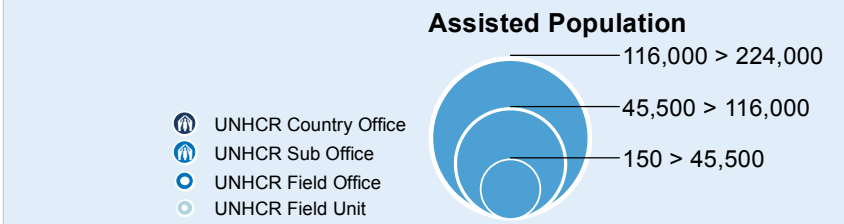
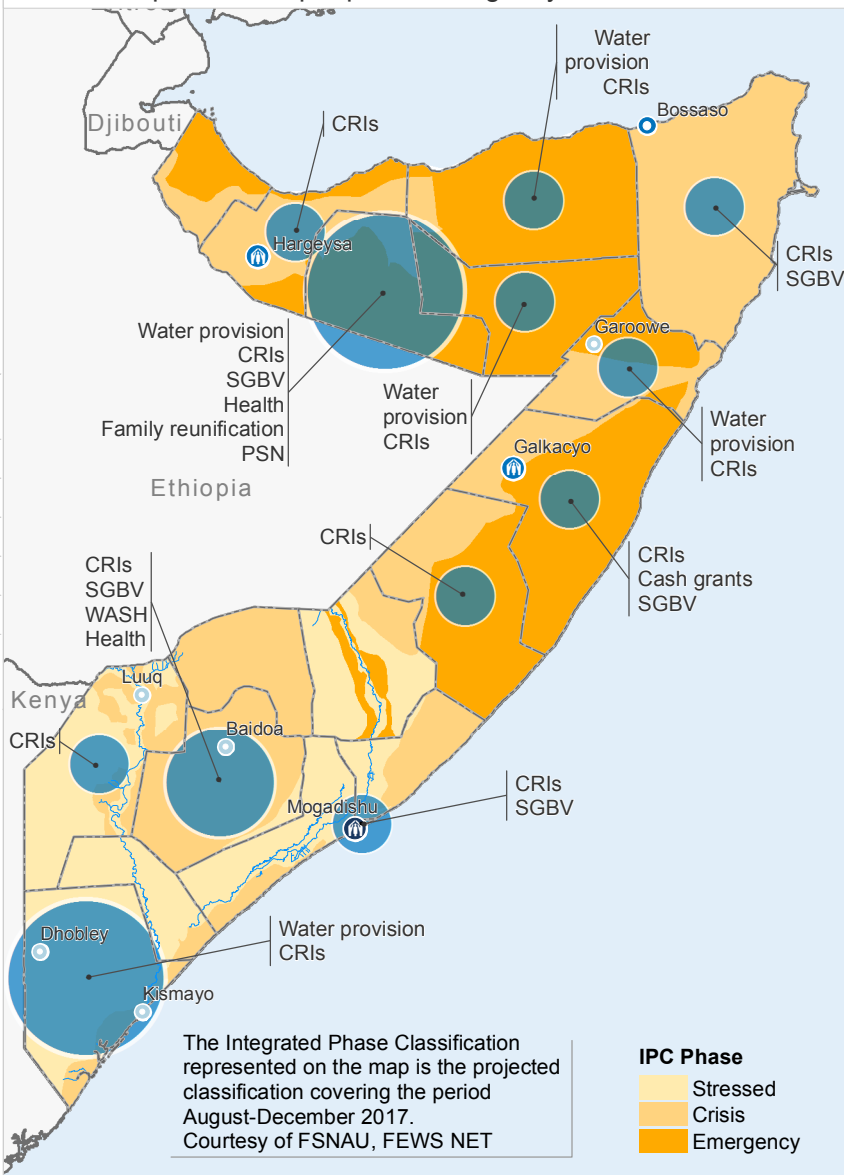


### Breakdown of assistance during November 2017








\*Based on the assumption of six individuals per household | \*\*Core Relief Items (CRIs) include Kits of Hygienic Supplies and CRI Kits, the latter of which are provided through cash grants (USD 100 per household). CRIs are provided based on the needs of people of our concern.

### Assistance provided to people in emergency since November 2016



Sources: Integrated Phase Classification (IPC), Famine Early Warning System, FEWS NET, September 2017  
The boundaries and names shown and the designations used on this map do not imply official endorsement or acceptance by the United Nations.

Assistance type	in since	
	Nov 2017	Nov 2016
 Provided with drinking water through water trucking, borehole rehabilitation and the construction of water kiosks and water tanks	40,740	458,808
 Benefited from Core Relief Items (CRIs), including through cash grants	7,070	258,974
 Benefited from Health, Sanitation and Hygiene activities through latrine construction, waste disposal kits and mosquito nets distribution		42,113
 Reached with Gender-Based Violence interventions, PSN support activities and Family Reunification	9,483	30,344
 Unconditional cash grant		15,646
<b>Total people assisted as part of the emergency response</b>	<b>57,293</b>	<b>805,885</b>