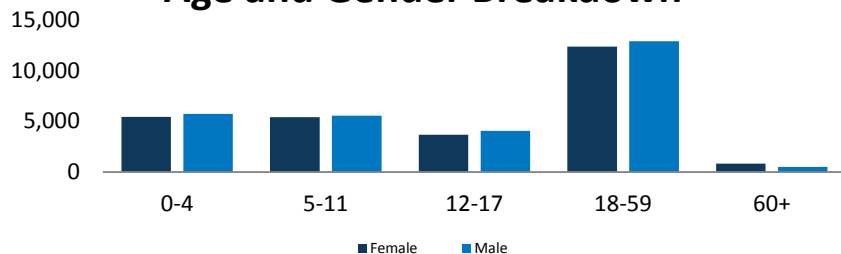


TOTAL REGISTERED REFUGEES AND ASYLUM SEEKERS
56,441
Age and Gender Breakdown

AGE AND GENDER BREAKDOWN

Age	0-4	5-11	12-17	18-59	60+	Total	%
Female	5,446	5,404	3,671	12,360	824	27,705	49.1%
Male	5,728	5,563	4,050	12,902	493	28,736	50.9%
Total	11,174	10,967	7,721	25,262	1,317	56,441	
%	19.8%	19.4%	13.7%	44.8%	2.3%	100%	

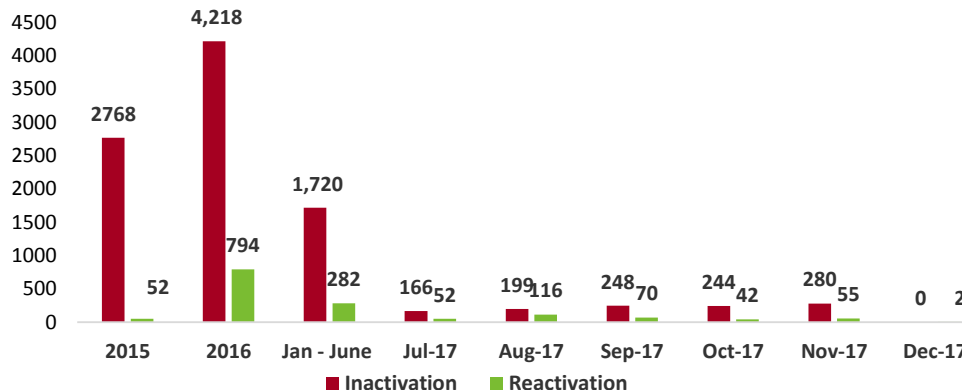
Children
52.9%

30,625
18-59
44.8%

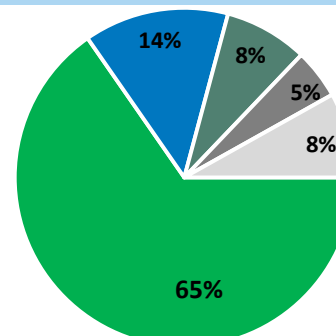
24,338
60+
2.3%

1,275
SPECIFIC NEEDS

Child at risk	59	1%
Disability	1,005	21%
Family unity	253	5%
Older person at risk	816	17%
Serious medical condition	1,073	22%
Specific legal and physical protection needs	193	4%
Torture	14	0%
Unaccompanied and separated child	1,224	25%
Woman at risk	263	5%

An individual may have more than one specific needs
Inactivation and Reactivation (of inactivated) due to missing 3 cycles of general food distribution

Weekly Registration
Week 01st -07th December 2017

Female	Male	Total
52	61	113

WRA*(15-49)
13,179
WRA*(12-49) For Pads
15,092
TOP 5 AREAS OF ORIGIN


■ Kirundo

■ Muyinga

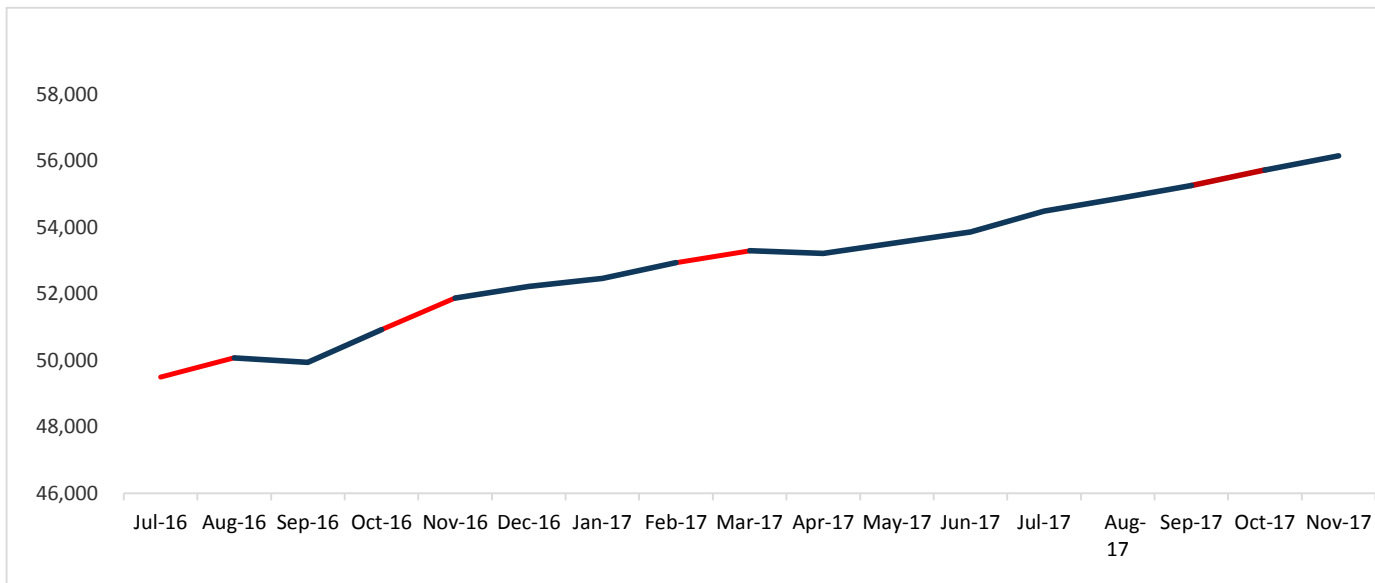
■ Bujumbura Mairie

■ Ngozi

■ Others

*WRA: Women in Reproductive Age

GROWTH POPULATION TRENDS



Families

Size	Total	%
1	7817	41.04%
2	2219	11.65%
3	2397	12.59%
4	1994	10.47%
5	1719	9.03%
6	1302	6.84%
7	767	4.03%
8	456	2.39%
9	223	1.17%
10	105	0.55%
11	32	0.17%
12	12	0.06%
13	2	0.01%
14	1	0.01%
Total	19,046	100.0%

Age and Gender Breakdown details

Age Cohort	Female	Male	Total
0 - 5	6326	6705	13031
6 - 12	5220	5258	10478
10 - 14	3197	3243	6440
15 - 19	2660	3001	5661
13 - 18	3382	3840	7190
20 - 24	2742	2884	5626
19 -59	11953	12440	24393
60+	824	493	1317

Age Cohort	Female	Male	Total
0-6 months	705	745	1450
0-9 months	1054	1110	2164
6-23 months	1999	2041	4040
0-12 months	1403	1500	2903
0-35 months	3568	3692	7260
0-2 years	3568	3692	7260
3 yrs	1018	1141	2159
4-5 years	1740	1872	3612
6 years	882	924	1806
7 -12 years	4338	4334	8672

Partners



indegO * africa

