

Registered Iraqis in Jordan

31 December 2017



Total Active Registered Iraqis

65,922

Standard Age and Gender

Age	0-4	5-11	12-17	18-35	36-59	60+	Total	%
Female	2,067	4,891	3,271	9,582	8,468	3,651	31,930	48.4%
Male	2,145	5,452	3,641	10,810	8,823	3,121	33,992	51.6%
Total	4,212	10,343	6,912	20,392	17,291	6,772	65,922	100%
	6.4%	15.7%	10.5%	30.9%	26.2%	10.3%		

Place of Origin

Baghdad	33,573	50.9%
Erbil	7,862	11.9%
Basrah	4,342	6.6%
Anbar	3,927	6.0%
Ninewa	3,850	5.8%
Dahuk	2,833	4.3%
Salah al-Din	1,391	2.1%
Thi-Qar	1,345	2.0%
Tameem	1,138	1.7%
Diyala	1,095	1.7%
Missan	597	0.9%
Sulaymaniyah	562	0.9%
Muthanna	552	0.8%
Babylon	486	0.7%
Wassit	389	0.6%
Najaf	313	0.5%
Qadissiya	234	0.4%
Kerbala	234	0.4%
Other	1,199	1.8%

Specific Needs

Serious medical condition	7,955	12.1%
Disability	2,945	4.5%
Specific legal and physical protection needs	2,164	3.3%
Child at risk	1,893	2.9%
Woman at risk	1,845	2.8%
Single parent	1,114	1.7%
Older person at risk	831	1.3%
Unaccompanied or separated child	132	0.2%
Total	18,879	28.6%

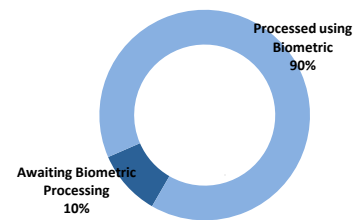
* An individual can have more than one specific need

Arrivals

	Arrival	Registration
Pre-2006	4,299	72,669
2006	3,441	4,689
2007	2,191	31,285
2008	1,044	9,761
2009	1,334	6,841
2010	1,930	7,980
2011	2,375	7,766
2012	2,554	4,088
2013	4,761	5,392
2014	16,586	21,541
2015	8,116	9,869
2016	8,827	10,563
2017	5,448	7,068

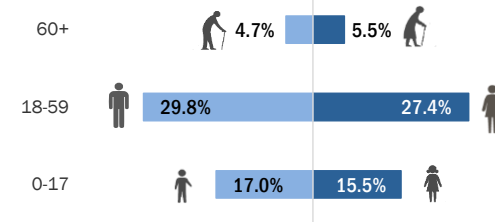
* The new arrivals excludes newborn babies who will be represented under the registration trend.

Biometric Statistics (IRIS)



UNHCR Jordan

Age-Gender Breakdown

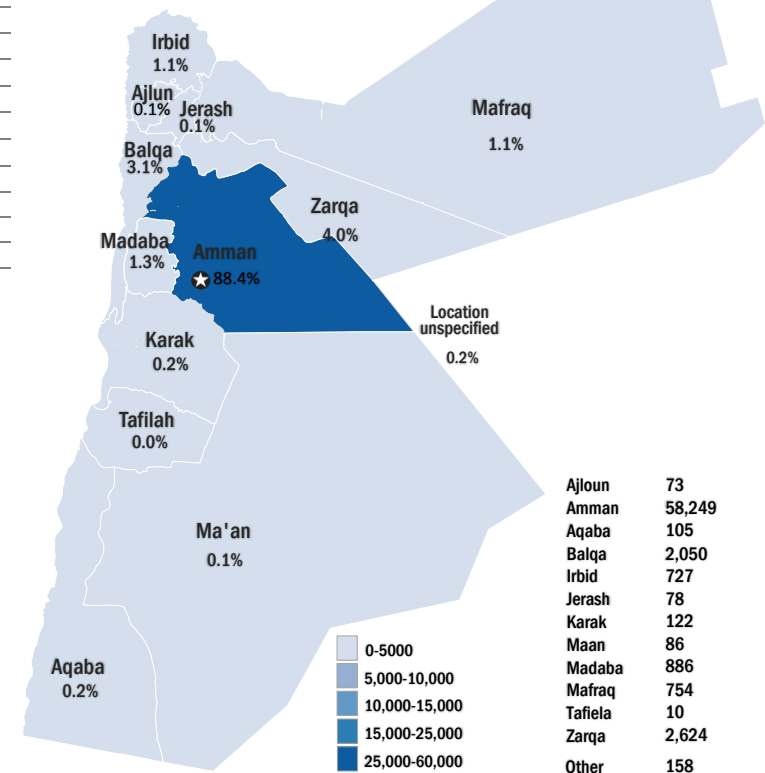


 6,772
10.3%

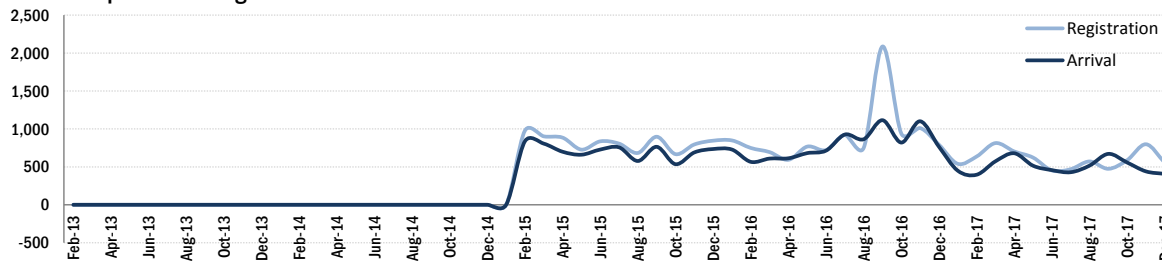
37,683
57.2%

 21,467
32.6%

UNHCR Registered Iraqis



Iraqi Arrival & Registration Trends since Jan 2013



Interagency Portal: <http://data.unhcr.org/Syrianrefugees>
 UNHCR on the web: <http://www.unhcr.org>; <http://www.unhcr.org>
 UNHCR on Social network: <http://www.facebook.com/UNHCRJordan> <http://twitter.com/ZaatariCamp>
 DAG Jordan

* Coloured map only reflects refugees living outside camps.