

ITALY Sea arrivals dashboard

Overview

5,247
13,439

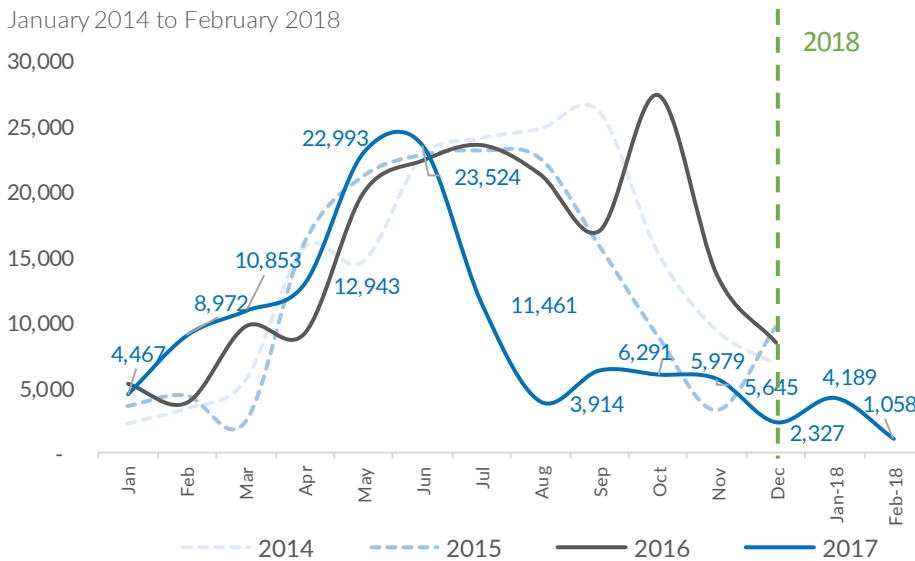
 Jan - Feb 2018 ¹

 Jan - Feb 2017 ¹

Between 1 January and 28 February 2018, 5,247 persons arrived in Italy by sea. This is a 61% decrease compared to sea arrivals in the same period last year (13,439). Monthly sea arrivals in February 2018 stood at 1,058. This was the lowest number of monthly arrivals on Italian shores since late 2013.

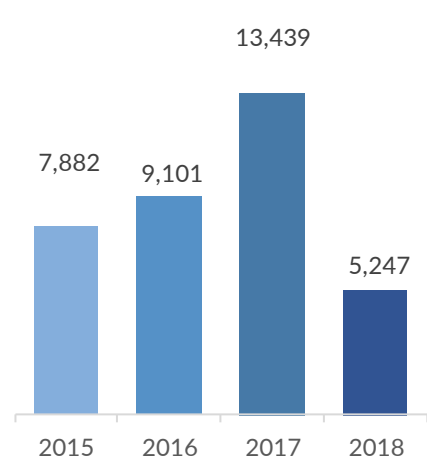
Monthly sea arrivals

January 2014 to February 2018



Yearly sea arrivals

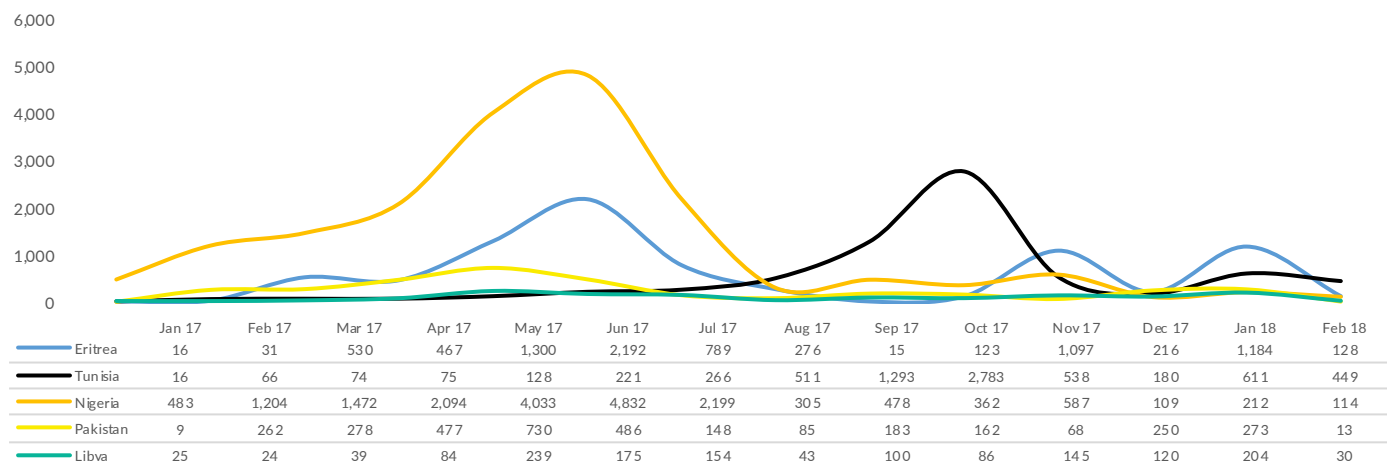
January to February, 2015-2018



Nationality of arrivals

Between 1 January and 28 February 2018, 25% of all arrivals originated from Eritrea, followed by Tunisia (20%), Nigeria (6%), Pakistan (5%), Libya (4%), Côte d'Ivoire (4%), Guinea (3%), Senegal (3%), Algeria (3%), and Mali (3%). Despite a significant decrease in overall sea arrivals, the numbers of Eritreans and Tunisians reaching Italian shores since the beginning of 2018 (1,312 and 1,060, respectively) are much higher than those registered at landing points in the same period last year (47 and 82, respectively). Similarly, the numbers of Libyans arriving by sea in the first two months of 2018 (234) is almost five times higher than in the same period last year (49). Between 1 January and 28 February 2018, there was a significant decrease in the arrivals of persons originating from Bangladesh and from western and sub-Saharan African countries, with numbers dropping by over 80% in relation to Nigerian, Ivoirian, Guinean and Senegalese nationals registered at disembarkation sites in southern Italy.

Most common nationalities of arrivals - January 2017 to February 2018

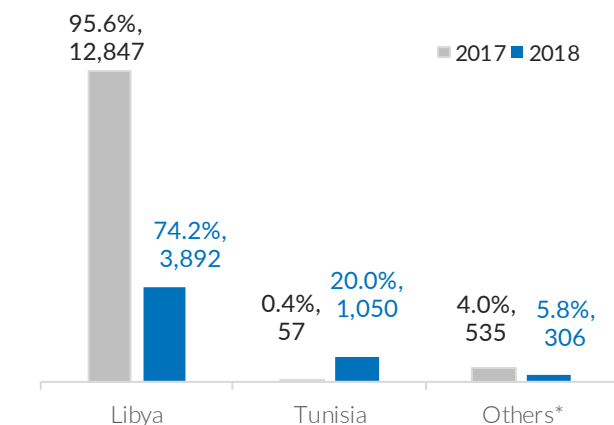


Country of embarkation and demographics of arrivals

Between 1 January and 28 February 2018, most sea arrivals were men (68%). Both UASC and women accounted for 14% of sea arrivals since the beginning of the year. Libya remains the main country of departure for persons arriving in Italy by sea. However, while over 95% of persons reaching Italian shores in the first two months of 2017 had departed from Libya, that percentage dropped to 74% in the first two months of 2018. The majority of new arrivals disembarked following SAR operations conducted on the high seas. However, autonomous sea arrivals also occurred, with persons reaching southern Italy from Tunisia, Turkey, and Greece. Between 1 January and 28 February 2018, 20% of sea arrivals departed from Tunisia, compared to 0.4% in the same period last year. Most vessels arriving autonomously were intercepted by the authorities just off the Italian coast and transferred to port sites where persons were subsequently undergoing identification procedures.

Country of embarkation

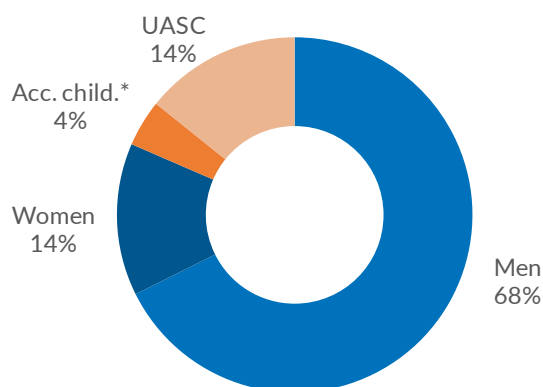
January to February 2017 and 2018



* Others include Turkey and Greece

Demographics of arrivals

January to February 2018



Nationality and demographics of arrivals

In the first two months of 2018, 32% of Cameroonian sea arrivals and 28% of Nigerian sea arrivals were women. Relatively higher proportions of women were also registered among Eritreans and Ivoirians (26%). Others among the most common nationalities of sea arrivals this year so far included very few women. Tunisian sea arrivals, for example, are almost all men (87%) and UASC (11%), with women accounting for 2% of the total.

Between 1 January and 28 February 2018, 747 UASC reached Italian shores. UASC arrivals have more than halved compared to the same period last year, when 1,875 UASC arrived. However, the proportion of UASC among sea arrivals (14%) is comparable to the first two months of 2017. More detailed information on UASC arrivals can be found on the [UNHCR Italy – UASC Dashboard](#).

Nationality and demographics of arrivals – January to February 2018

