

Total Active Registered Persons Of Concern **744,865**



611,733
82.1%



133,132
17.9%

Standard Age and Gender

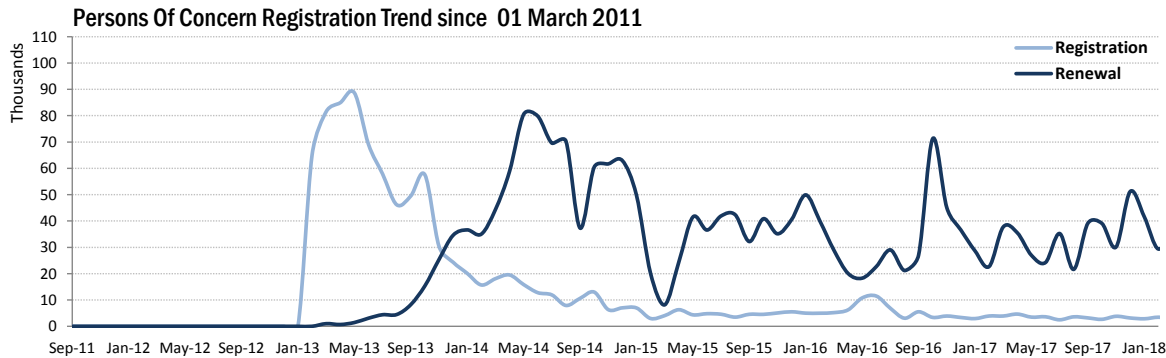
Age	0-4	5-11	12-17	18-35	36-59	60+	Total	%
Female	51,237	75,990	47,806	109,397	67,748	18,649	370,827	49.8%
Male	54,370	80,418	50,267	112,396	62,621	13,966	374,038	50.2%
Total	105,607	156,408	98,073	221,793	130,369	32,615	744,865	100%
	14.2%	21.0%	13.2%	29.8%	17.5%	4.4%		

Origin Country*

SYR	660,935	88.7%
IRQ	66,564	8.9%
YEM	10,864	1.5%
SUD	4,101	0.6%
SOM	811	0.0%
Other**	1,590	0.0%

Registration Trend

2011	10,988	1.0%
2012	134,990	11.8%
2013	675,227	59.2%
2014	145,743	12.8%
2015	55,248	4.8%
2016	67,721	5.9%
2017	41,339	3.6%
2018	9,614	0.8%



* Total nationalities represented in this report equal to 57 nationality.

** Other nationalities include among others (ARE, LBY, LEB, ETH, RUS, ...)

DAG Jordan

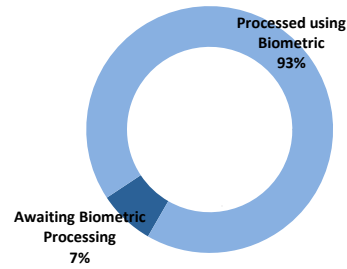
Interagency Portal: <http://data.unhcr.org/Syrianrefugees>

UNHCR on the web: <http://www.unhcr.org> ; <http://www.unhcr.org>

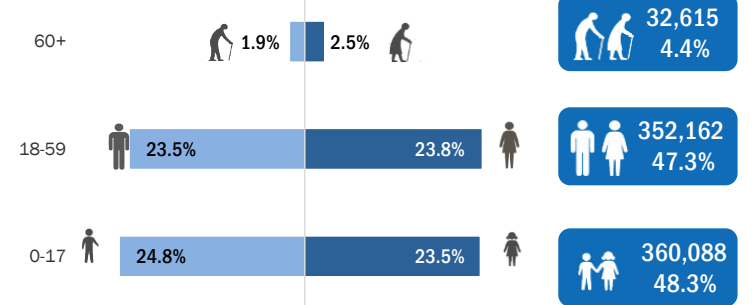
UNHCR on Social network: <http://www.facebook.com/UNHCRJordan> ; <http://twitter.com/ZaatariCamp>

DAG Jordan

Biometric Statistics (IRIS)



Age-Gender Breakdown



Specific Needs

Serious medical condition	61,205	8.2%
Child at risk	42,781	5.7%
Specific legal and physical protection needs	37,098	5.0%
Disability	24,612	3.3%
Single parent	21,447	2.9%
Woman at risk	18,830	2.5%
Older person at risk	6,977	0.9%
Unaccompanied or separated child	3,450	0.5%
Individuals with Specific Needs	159,682	21.4%
Total	376,082	50.5%

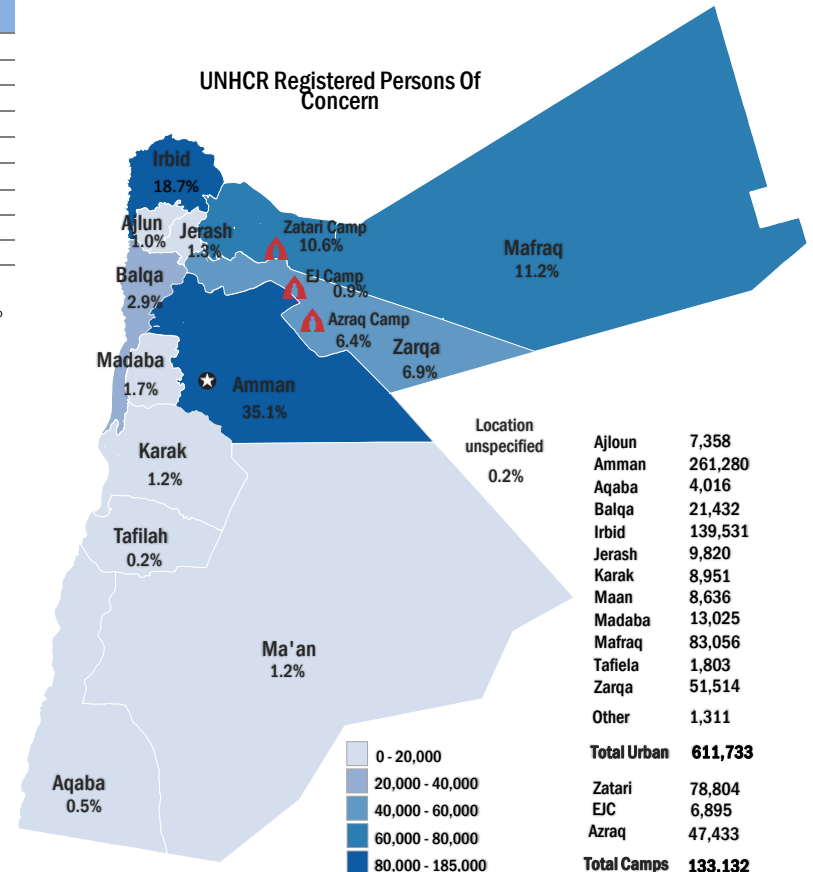
* An individual can have more than one specific need

Arrivals

Pre-2011	26,603	3.6%
2011	25,270	3.4%
2012	167,290	22.5%
2013	281,266	37.8%
2014	80,876	10.9%
2015	26,244	3.5%
2016	36,271	4.9%
2017	10,239	1.4%
2018	1,049	0.1%

* The new arrivals excludes newborn babies who will be represented under the registration trend.

UNHCR Registered Persons Of Concern



* Coloured map only reflects refugees living outside camps.