

SUDAN: South Sudanese Refugee

15 March 2018

Steady influx of new arrivals continues, with majority crossing through East Darfur, South Darfur and West Kordofan.

Critical WASH gaps persist in White Nile camps, with open defecation and household water storage safety of key concern.

NFI distribution ongoing for 'open areas' in Khartoum, including distribution to vulnerable host community members.

1,989

New arrivals in March so far

12,331

Total new arrivals in 2018

767,992

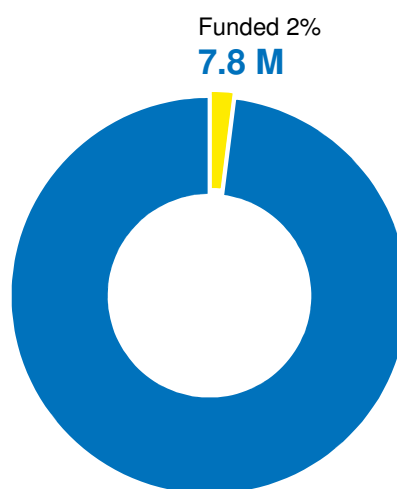
South Sudanese refugees in Sudan

*(*Additional sources estimate that there are 1.3 million South Sudanese refugees in Sudan; however, data requires verification.)*

Population and demographic update can be found on page 4.

TOTAL INTER-AGENCY FUNDING REQUIRED

USD 327.2 M



NEW ARRIVALS BY STATE IN 2018

STATE	JAN	FEB	MAR (1-15)	TOTAL
EAST DARFUR	2,285	1,280	1,319	4,884
SOUTH DARFUR	1,199	1,279	182	2,660
WEST KORDOFAN	1,430	966	257	2,653
WHITE NILE	727	783	202	1,712
SOUTH KORDOFAN	129	264	29	422
TOTAL	5,770	4,572	1,989	12,331

Population Update

- **STEADY FLOW OF NEW ARRIVALS CONTINUES** – Nearly 2,000 South Sudanese refugees arrived in Sudan in the first two weeks of March, with the majority arriving in East Darfur (1,319), followed by West Kordofan (257), White Nile (202), South Darfur (182) and South Kordofan (29). So far in 2018, 12,331 refugees have newly arrived, for a verified total of 767,992 South Sudanese refugees currently hosted by Sudan.
- **ONGOING REGISTRATION OF NEW ARRIVALS IN AL LAIT, NORTH DARFUR** – A total of 946 new arrivals have been individually (biometric) registered in eight locations across Al Lait locality, following the start of the registration exercise on 10 March. An additional 204 refugees who newly arrived in Al Lait were originally registered in Kario refugee camp in East Darfur, and their registration files will be formally transferred to North Darfur. The refugees report as their reasons for moving to Al Lait their desire to re-unite with their families living in Al Lait, poor health conditions in Kario camp and the need for more livelihood opportunities as their primary reasons for moving to North Darfur. The registration exercise will continue across 3 remaining locations to cover approximately 850 refugees reported to have newly arrived.



Protection staff leading registration information session for newly arrived refugees in Kario camp, East Darfur in March 2018. The sessions also include information on camp layout, available services and protection processes. Musoni/UNHCR, 2018.

Operational Update

- **NFI DISTRIBUTION IN KHARTOUM ‘OPEN AREAS’ IS ONGOING** – UNHCR and COR began last week the roll-out of NFI distribution to the open areas during the reporting period, including plastic sheeting and blankets to support reinforcement of shelter. So far the distribution has reached over 6,300 households, with a total of 9,250 households targeted for the distributed, including 850 vulnerable host community households.
- **1,500 REFUGEES RELOCATED TO BELIEL IDP CAMP, SOUTH DARFUR FOLLOWING EVICTION NOTICE** – Approximately 1,500 refugees (300 families) who settled on privately-owned land in Nyala were issued an eviction notice by local authorities in early March. UNHCR and COR intervened and supported the refugees to relocate to Beliel IDP Camp, where an estimated 3,500 South Sudanese refugees are currently living. The refugees have been given land plots and NCA will extend their health service package to cover new arrivals. UNHCR continues to call for consultative planning processes to resolve settlement in a way that maintains the protection, dignity and agency of refugees while addressing the concerns of private landowners.
- **LIMITED PROTECTION PARTNERS IN EAST DARFUR CAMPS DRIVING RESPONSE GAPS** – A lack of protection partners in both camps is driving gaps in referral pathways and case management systems. This is further aggravated by a lack of funding for protection services across the response. One key issue that has been observed through ongoing protection monitoring is a lack of psychosocial support for refugee women and girls, as well as comprehensive case management systems and referral pathways to address GBV and other issues.
- **OPEN DEFECACTION, WATER SAFETY AND A LACK OF PERSONAL HYGIENE KITS FLAGGED AS KEY ISSUES IN WHITE NILE CAMPS** – UNHCR Senior Regional WASH Officer visited Al Waral, Jouri, Al Kashafa and Al Redis I and II refugee camps on a recent mission and flagged 3 key priorities for the WASH response. There is an urgent need to rehabilitate and de-sludge communal latrines and install household latrines in order to address widespread open defecation driven by people’s unwillingness to use most latrines. This is due to cleanliness and insufficient supply. Improved coverage of household latrines is a key priority of the WASH response; however, a lack of space in most camps without site extensions requires continued reliance on communal latrines. Water safety plans are also needed to mitigate contamination risk introduced through transportation of water supplies to households. Blanket distribution of sufficient soap and personal hygiene kits (PHKs) to women and girls of reproductive age was also flagged as an immediate priority.

FOR MORE INFORMATION CONTACT

Lindsey América-Simms, Associate Reporting Officer: americas@unhcr.org

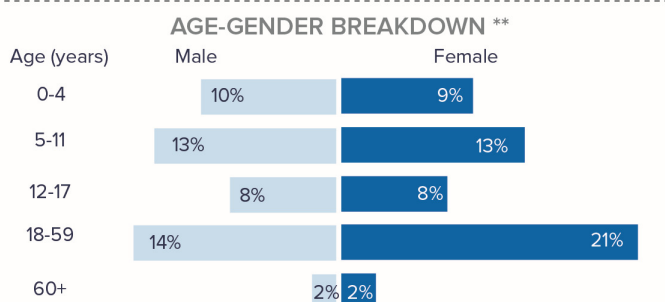
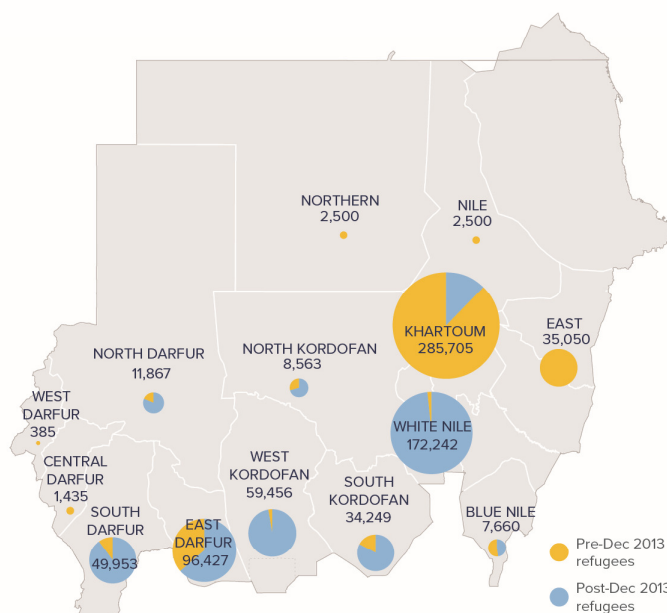
LINKS

UNHCR Data Portal for the South Sudan Situation: <http://data2.unhcr.org/en/situations/southsudan/location/1904>
2018 South Sudan Regional Refugee Response Plan: <https://data2.unhcr.org/en/documents/details/61894>

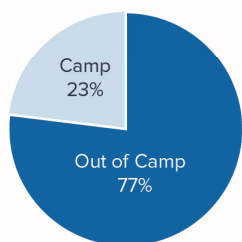
Total number of refugees*	767,992
Pre-Dec 2013 refugees	352,462
Post-Dec 2013 refugees	415,530
Total arrivals in 2018	12,331
Total arrivals in Mar 2018	1,989

*Additional sources estimate a total of 1.3 million South Sudanese refugees in Sudan; however, data requires verification.

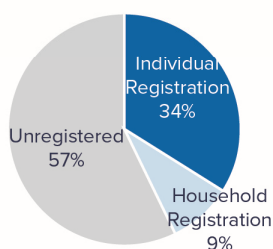
POPULATION BY STATE



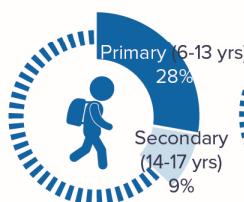
POPULATION DISTRIBUTION



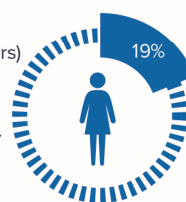
REGISTRATION PROGRESS



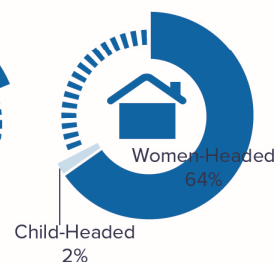
SCHOOL-AGED CHILDREN (6-17 YRS) **



REPRODUCTIVE-AGED WOMEN/GIRLS (13-49 YRS)**

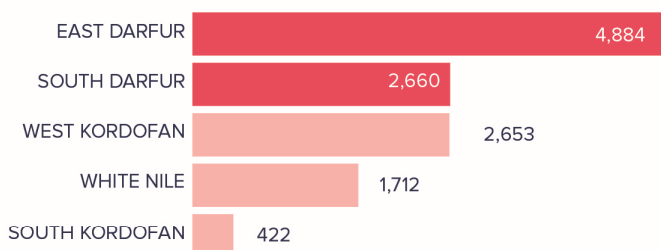


HOUSEHOLD DISTRIBUTION**

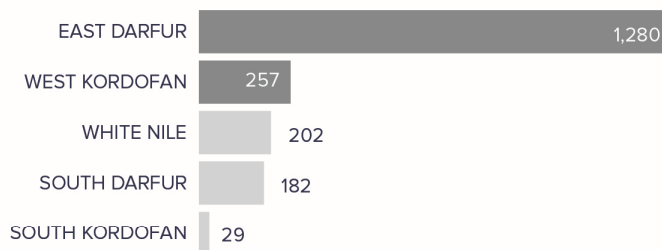


**Population distribution statistics are based on biometrically registered individuals only

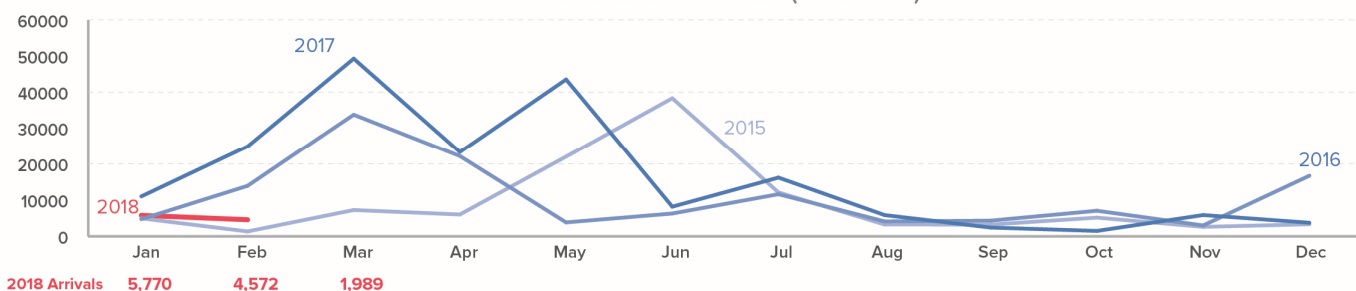
2018 ARRIVALS BY STATE



March 2018 ARRIVALS BY STATE



MONTHLY ARRIVAL TRENDS (2015-2018)



The boundaries and names shown and the designations used on this map do not imply official endorsement or acceptance by the United Nations.