

ZAMBIA

Refugees and Asylum Seekers from Democratic Republic of Congo in Zambia (Countrywide)

23rd April 2018



KEY FIGURES

12,980

HOUSEHOLDS

42,137

INDIVIDUALS REGISTERED

5,318

IDENTIFIED
VULNERABLE PERSONS

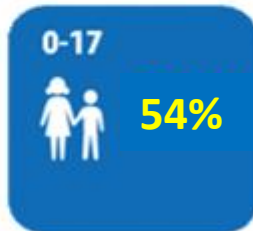
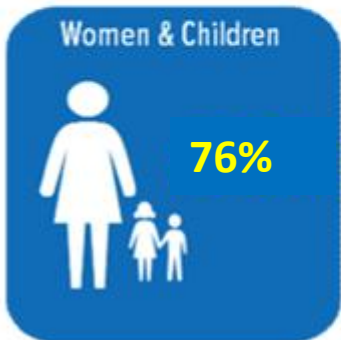
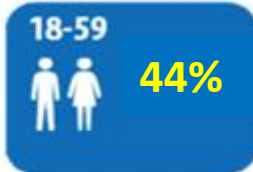
38,881

REFUGEES

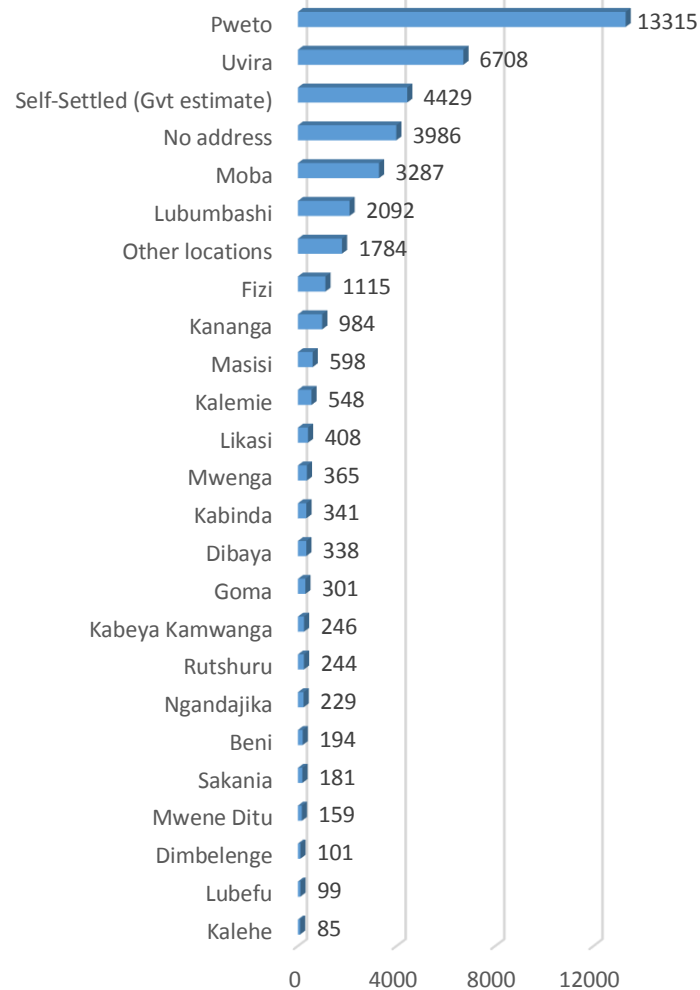
3,256

ASYLUM SEEKERS

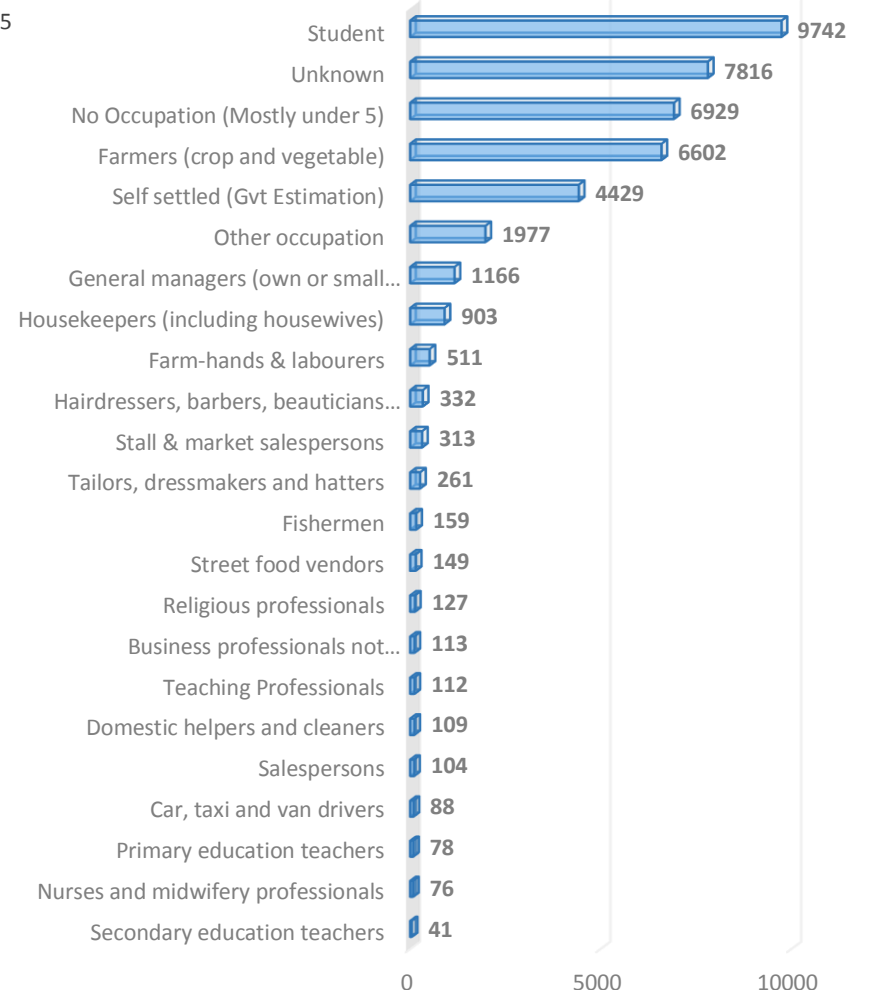
DEMOGRAPHICS



AREAS OF ORIGIN



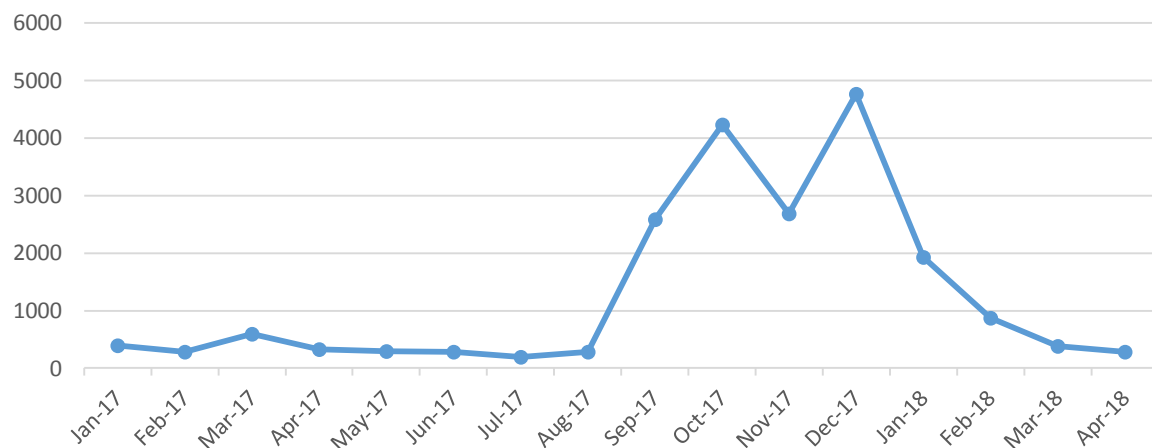
OCCUPATION INFORMATION



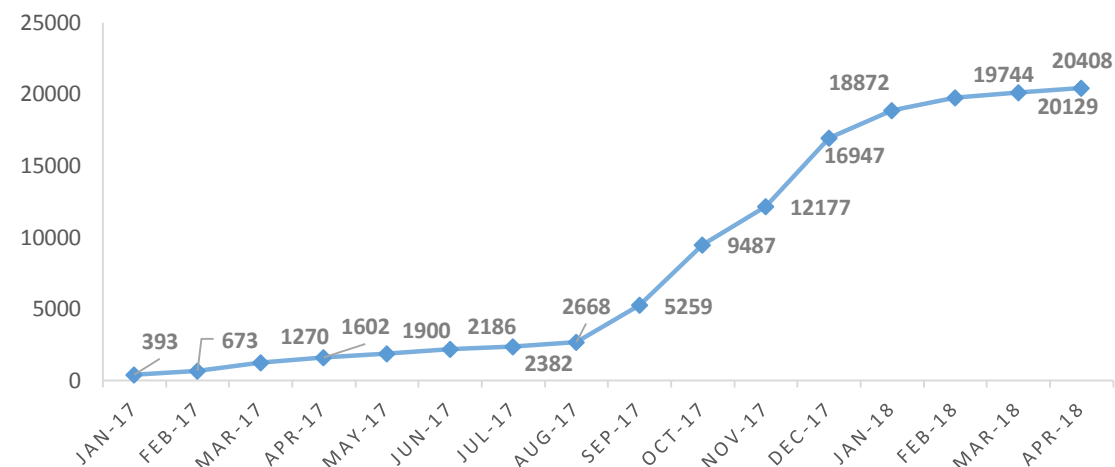
DRC Monthly New Arrivals Since January 2017 to Date

Location	Jan-17	Feb-17	Mar-17	Apr-17	May-17	Jun-17	Jul-17	Aug-17	Sep-17	Oct-17	Nov-17	Dec-17	Jan-18	Feb-18	Mar-18	Apr-18	Grand Total
Lusaka	83	277	153	128	92	187	112	139	292	214	256	272	115	289	181	176	2,966
Meheba	285	2	443	204	200	99	84	147	240	68	7	168	36	83	63	24	2,153
Mayukwayukwa	25	1	1	0	6	0	0	0	0	0	0	1	0	2	7	3	46
Nchelenge	0	0	0	0	0	0	0	0	2059	3946	2427	4329	1,774	498	134	76	15,243
Grand Total	393	280	597	332	298	286	196	286	2591	4228	2690	4770	1925	872	385	279	20408

DRC Monthly new arrivals Trend
Since January 2017 to date



DRC MONTHLY NEW ARRIVALS CUMULATIVE TREND
SINCE JANUARY 2017 TO DATE



Identified Persons with Specific Needs From DRC

Vulnerability by Age Group.	0 - 4 Years	05 - 11 Years	12 - 17 Years	18 - 59 Years	60 Plus	Grand Total
Child at risk	20	299	354	0	0	673
Disability	13	46	41	244	61	405
Family unity	0	0	0	7	0	7
Older person at risk	0	0	0	7	195	202
Serious medical condition	4	23	25	164	33	249
Single parent	1	3	4	1003	46	1057
Specific legal and physical protection needs	57	112	81	289	28	567
Unaccompanied or separated child	87	682	1094	0	0	1863
Woman at risk	0	0	0	272	23	295
Grand Total	182	1165	1599	1986	386	5318

DRC Influx Start Date 30 Aug 2017 & Biometric Registration Start Date 25 Sep 2017 in Luapula Province.