



Tanzania Refugee Population Update

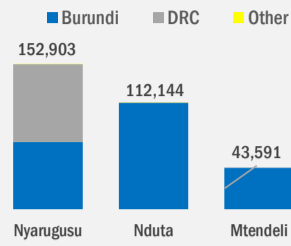
as of 30 April 2018



Key Figures

351,284*
Population of Concern

Camp-based population by country of origin



87.9%
308,638
Living in camps

5.5%
19,337
Living in settlements

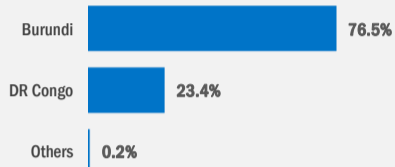
6.6%
23,047
Living in villages

0.1%
262
Living in urban area

87%
307,193
Refugees

13%
44,091
Asylum-seekers

Country of origin

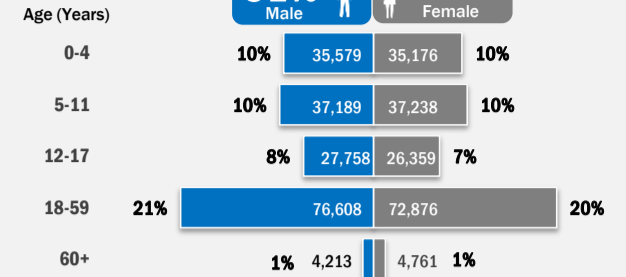


Age and Gender

77%
Women & children

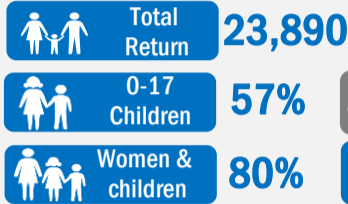
56%
0-17
Children

3%
60+
Elderly



Durable Solutions

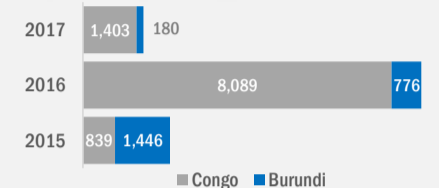
Voluntary return of Burundian refugees, 2017-2018



Local integration

162,156 former Burundian refugees (1972) granted citizenship by the Government of Tanzania in 2014.

Resettlement departures by country of origin, 2015-2017*

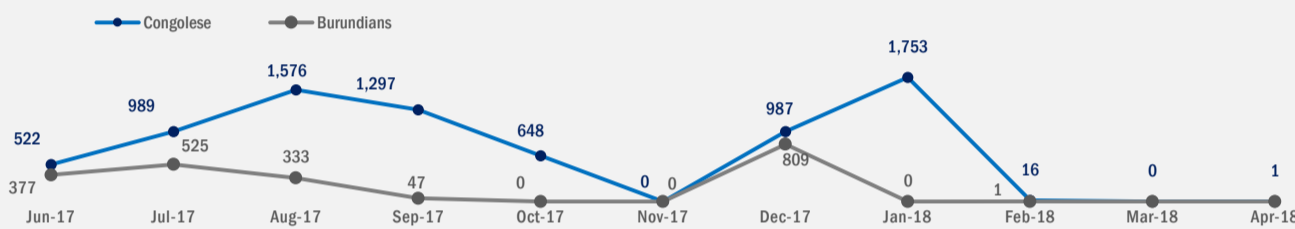


* Population of concern to UNHCR does not include the 162,156 former Burundian refugees (1972) granted citizenship by the Government of Tanzania.

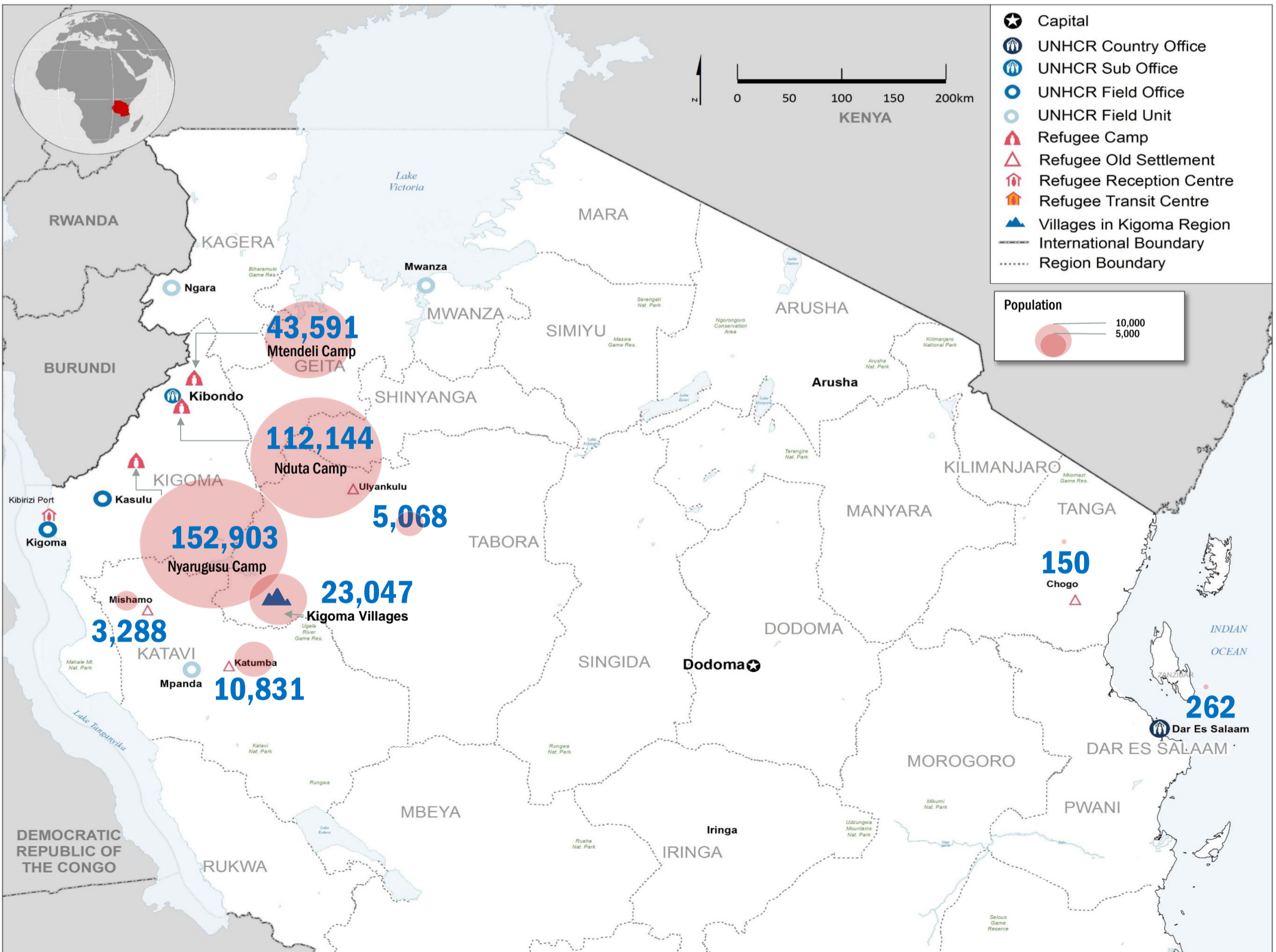
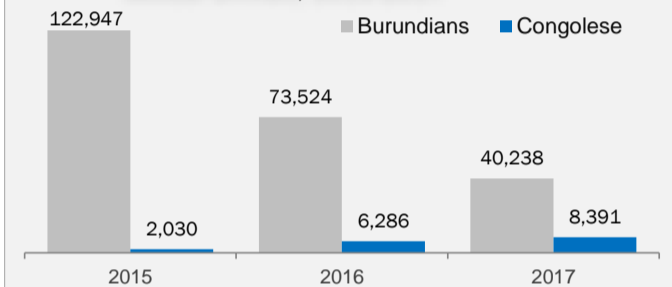
* Not included are 8 Rwandan refugees resettled in 2015 and 2016

Arrival Trends

Monthly new arrivals, June 2017-April 2018



Annual arrivals, 2015-2017



The boundaries and names shown and the designations used on this map do not imply official endorsement or acceptance by the United Nations. Sources: Boundaries: UNCS; Background: USGS; Data: Government of Tanzania, UNHCR.

For more information, please contact tankim@unhcr.org or visit: <https://data2.unhcr.org/en/situations/burundi/location/2034>.