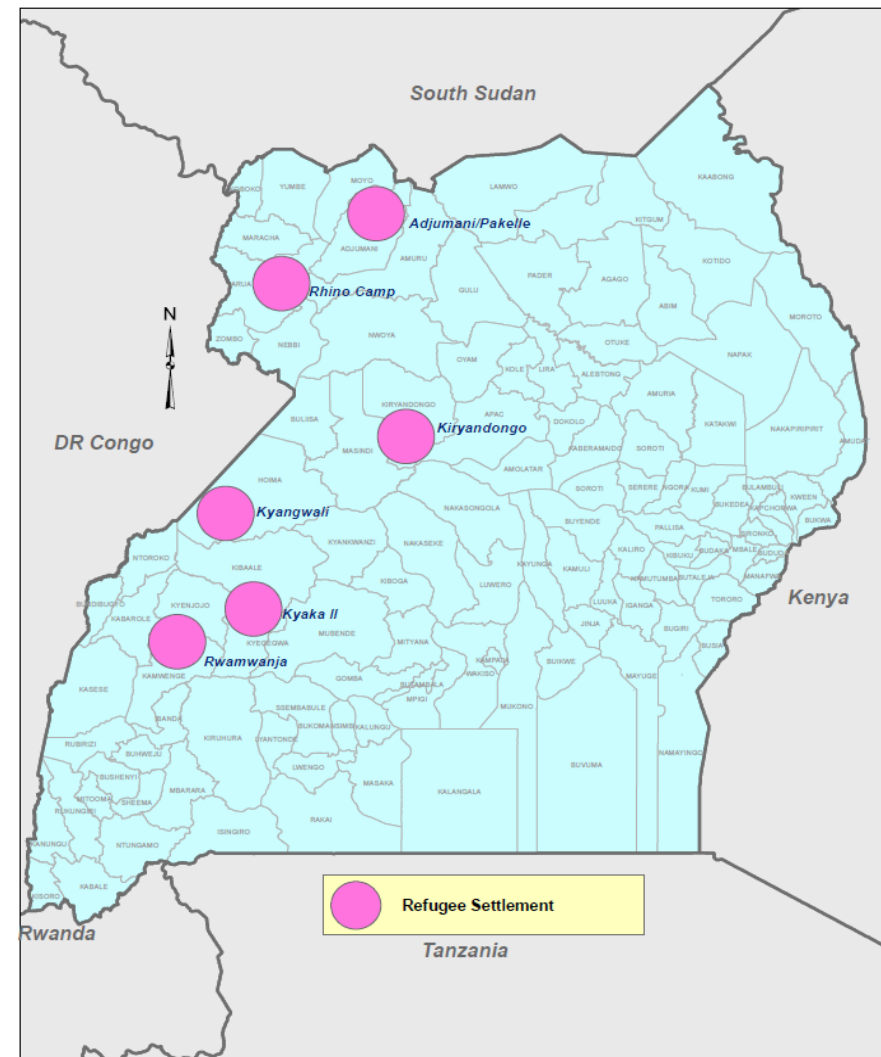


This report provides an analysis of the market prices of the key commodities that make up the in-kind food basket compared to the cash transfer value distributed by WFP to the refugee beneficiaries. The report focuses on price data collected from Adjumani/Pakelle, Arua/Rhino Camp, Kiryandongo, Kyaka II, Rwamwanja and Kyangwali settlements (January –June 2017). The prices analyzed here are for major commodities of the in-kind food basket which include maize grain, beans and maize flour (for EVH). However, in estimating the cash transfer value, prices for all the in-kind food basket commodities are included (Millet flour as a proxy for CSB).

### KEY HIGHLIGHTS

- There was a general increase in food prices across the settlements and different parts of the country during the second quarter of 2017 compared to January—March period.
- Cash transfer beneficiaries on full ration (100%) and half ration (50%) in all settlements were not in position to buy an equivalent of the WFP in-kind food basket using the cash transfer value received during the second quarter of the year due to high prices. In Rwamwanja settlement, it was in April and May when the situation was worse but normalized in June.
- In Rwamwanja and Kyangwali settlements, EVH cash transfer beneficiaries were still able to meet their food needs using the cash transfer value received from WFP during the April—June period. However, cash transfer beneficiaries in other settlements could not meet their food needs due to high prices.
- ◆ The latest cash transfer value of UGX 31,000 (full ration), UGX 17,000 (half ration) and UGX 45,000 (EVH) could not support cash transfer beneficiaries to meet the market prices in all settlements at the same time. Therefore, there is need for another upward revision of the cash transfer value in all or some of the settlements.
- ◆ If we consider Rhino Camp settlement which displays the highest prices as our basis for a revision in the cash transfer value, the ideal value for the second quarter would have been UGX 45,000 (full ration), UGX 25,000 (half ration) and UGX 54,000 (EVH).

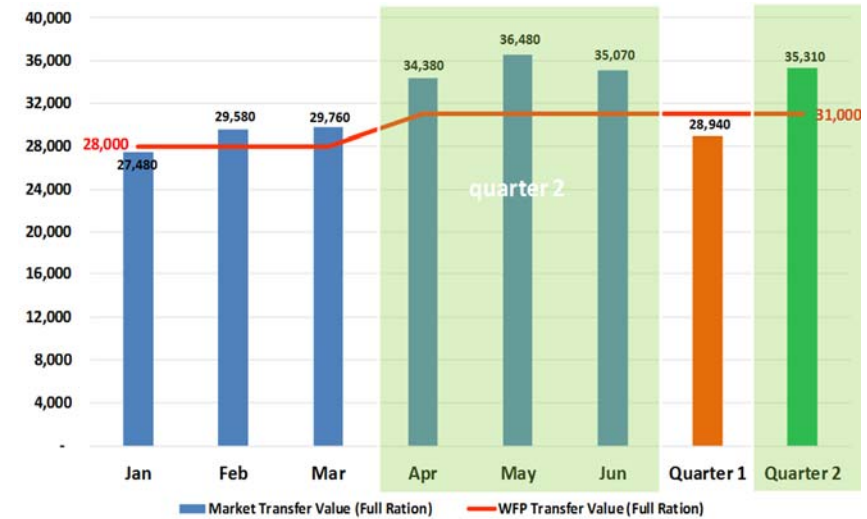
### Refugee Settlements Price Monitoring



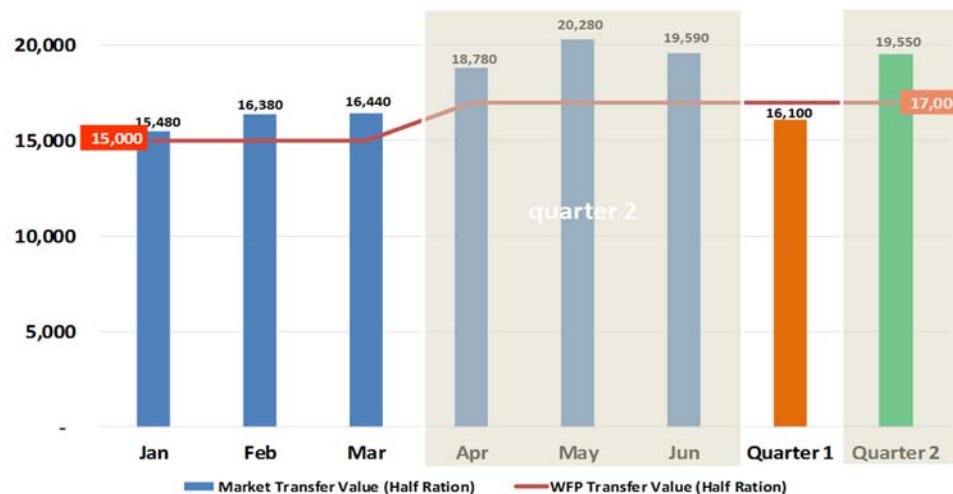
### Kyaka II Settlement January—June 2017

- There was a general increase in retail prices for key food commodities during the second quarter of 2017 (April-June) compared to January, February and March.
- Prices for maize grain, maize flour, millet flour, vegetable oil and salt were higher by 44%, 33%, 15%, 12% and 6% during the second quarter compared to the first quarter respectively.
- Price for beans was lower during the second quarter compared to the first quarter of 2017 by 7% as a result of the May/June harvest.
- \* The increase in prices for key food basket commodities affected the WFP cash transfer value to an extent that beneficiaries' purchasing power reduced by 14% (full ration), 15% (half ration) and 9% (EVH) compared to the market value. All cash transfer beneficiaries (100%, 50% & EVH) could not afford to buy a WFP in-kind food basket at market price in April, May & June.
- \* Maize harvest is expected in July and prices are projected to come down. Otherwise cash transfer value has to be revised during the third quarter of the year.

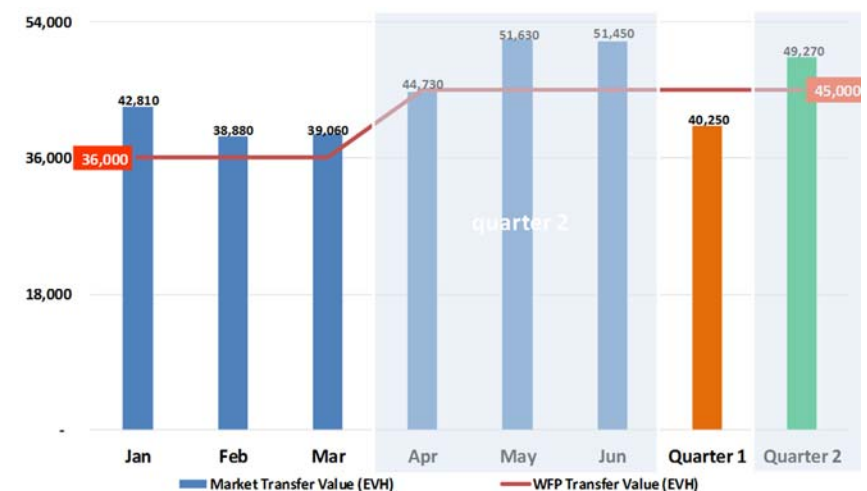
*Full Ration Cash Transfer Value*



*Half Ration Cash Transfer Value*



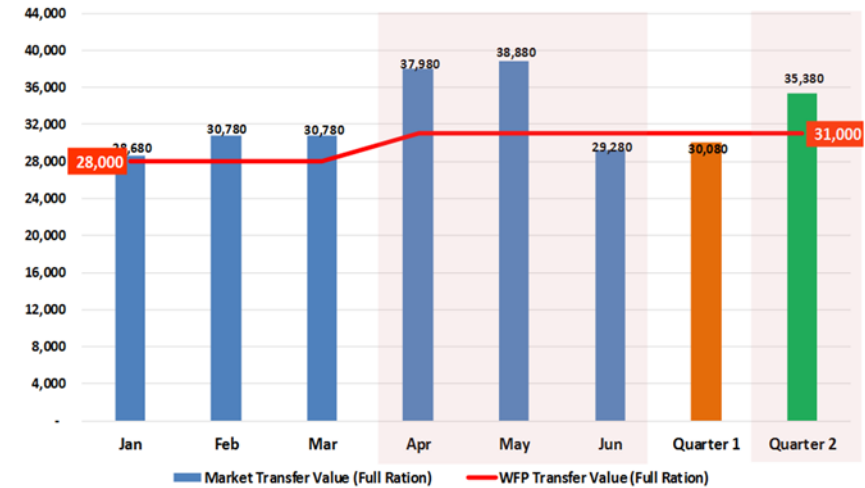
*EVH Ration Cash Transfer Value*



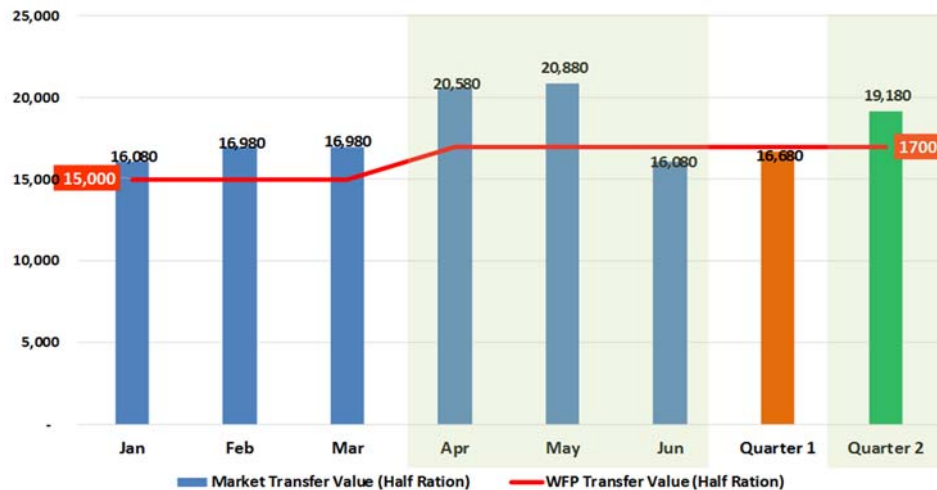
### Rwamwanja Settlement January—June 2017

- Average retail prices for maize flour, maize grain and beans increased in April and May but later reduced in June. Prices for vegetable oil, millet flour and salt remained stable (see price table on page 8).
  - As a result of the price fluctuations, the cash transfer value received by beneficiaries (full ration-100% & half ration-50%) could not buy a WFP in-kind food basket at market price in April and May. In June 2017, cash transfer beneficiaries were able to buy a WFP in-kind food basket at market price due to reduced prices for maize grain, maize flour and beans.
  - Despite the price increases in April and June, EVH cash beneficiaries could still afford to buy a WFP in-kind food basket at market price during the second quarter of the year.
- \* Retail prices for maize grain and flour are expected to remain stable in July and August, implying that cash transfer beneficiaries will still be able to buy a WFP in-kind food basket at market price during the third quarter of the year.

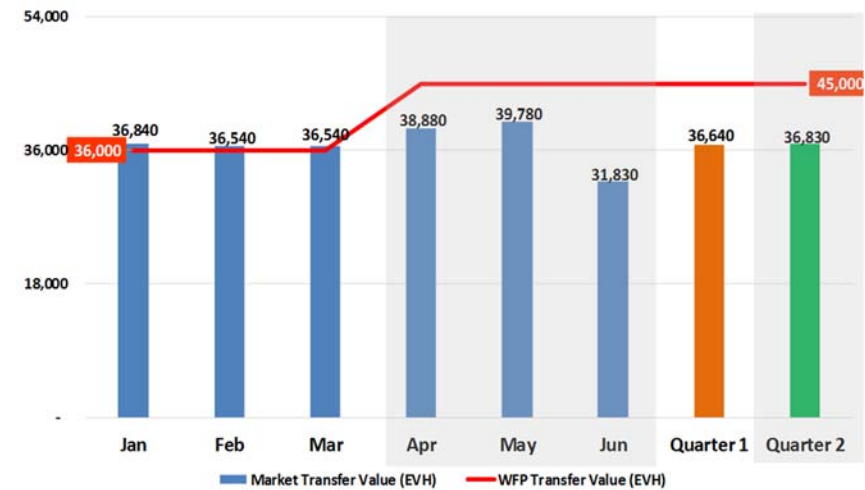
*Full Ration Cash Transfer Value*



*Half Ration Cash Transfer Value*



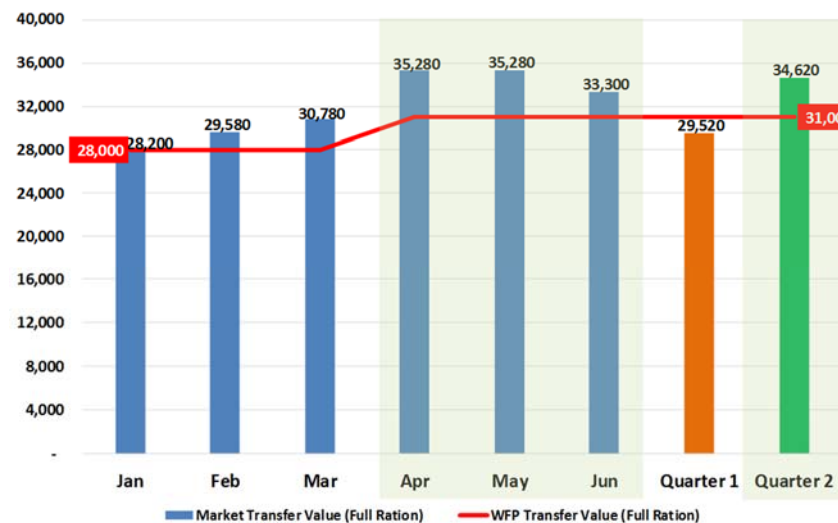
*EVH Ration Cash Transfer Value*



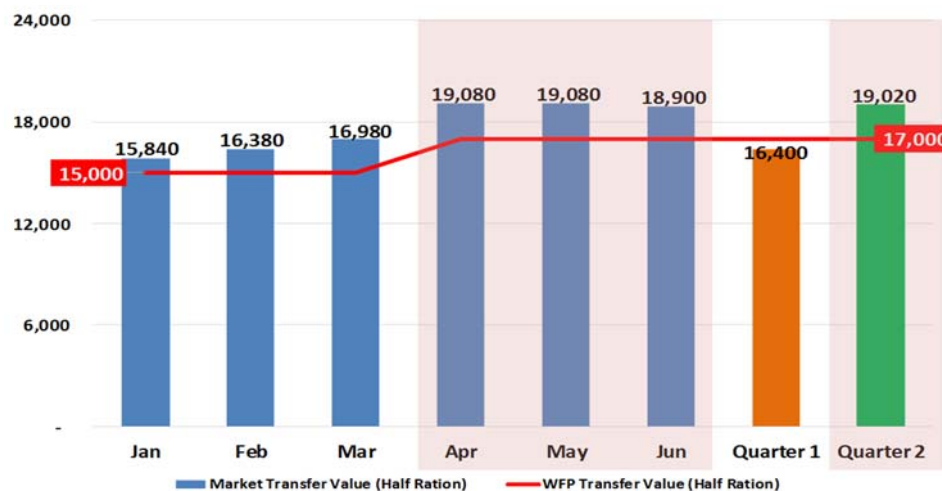
### Kyangwali Settlement January—June 2017

- Average retail prices for maize grain, beans, millet flour, vegetable oil and salt increased during the second quarter as compared to the first quarter of the year. In June 2017, prices for maize grain and maize flour decreased due to the harvest season (see price table on page 8).
  - Cash transfer beneficiaries (full ration-100% & half ration-50%) could not afford to buy a WFP in-kind food basket at market price during the second quarter despite the decrease in maize prices in June. This is because prices for other commodities were still high.
  - A revised cash transfer value of UGX 45,000 (for EVH) implemented at the beginning of April 2017 ensured that EVH beneficiaries had access to an equitable WFP in-kind food basket at market price during the second quarter.
- \* However, a 12% loss in the purchasing power of the WFP cash transfer value due to increased food prices will necessitate an upward revision of the value for beneficiaries on full ration (100%) and half ration (50%) during the third quarter.

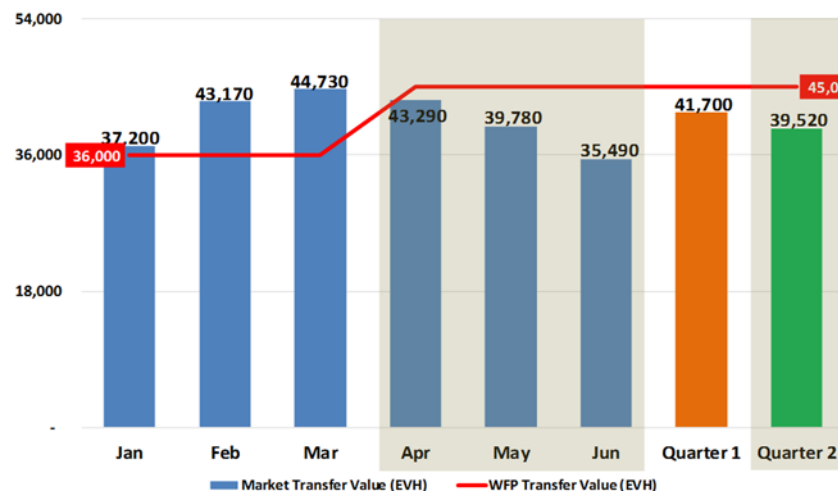
*Full Ration Cash Transfer Value*



*Half Ration Cash Transfer Value*



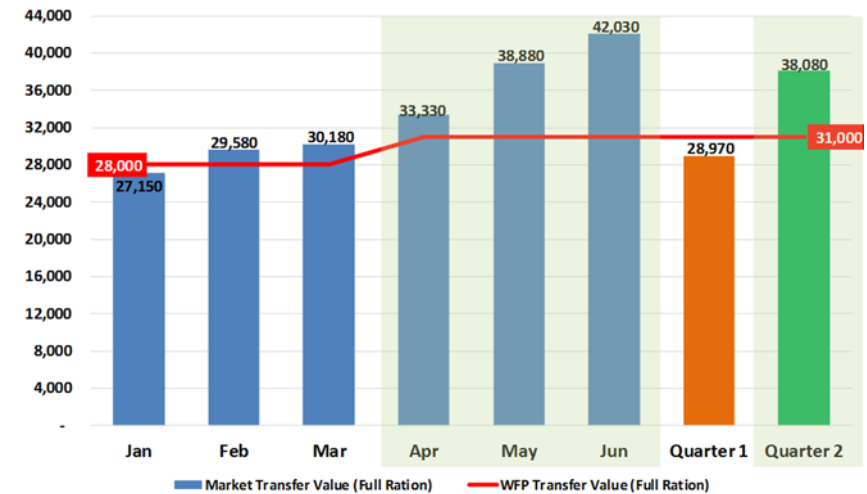
*EVH Ration Cash Transfer Value*



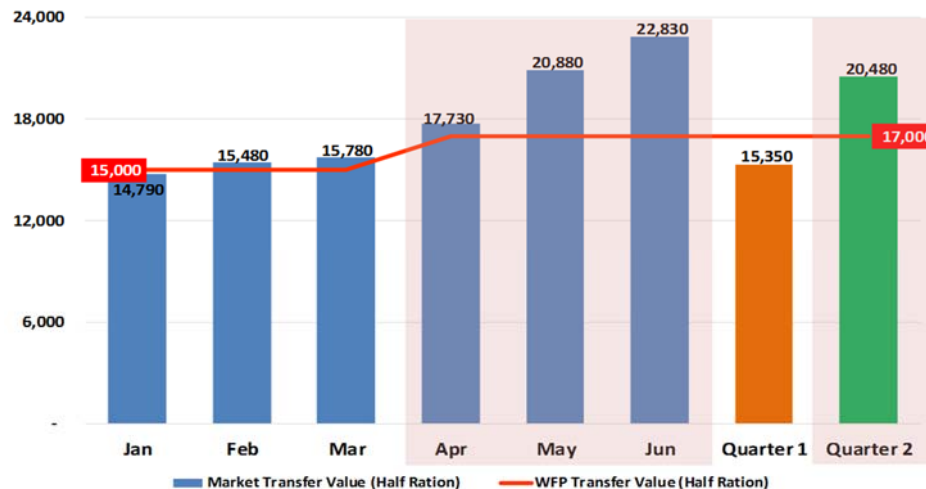
### Kiryandongo Settlement January—June 2017

- Average retail prices for key food commodities were higher during the second quarter compared to the first quarter of the year; maize grain (55%), maize flour (15%), millet flour (38%) and vegetable oil (6%) see price table on page 8.
- Despite a recent upward revision of the cash transfer value, beneficiaries (full ration-100%, EVH & half ration-50%) in Kiryandongo settlement could not afford to buy a WFP in-kind food basket at market price during the second quarter due to high prices.
- \* Kiryandongo settlement is located in a maize producing area and harvest is ongoing. Prices are expected to go down in July and August. If prices remain high then another cash transfer value upward revision will be necessary during the third quarter of 2017.

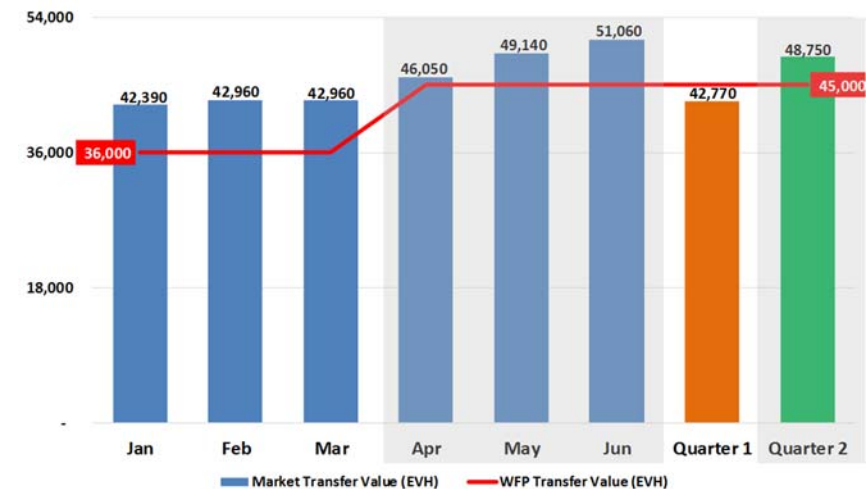
*Full Ration Cash Transfer Value*



*Half Ration Cash Transfer Value*



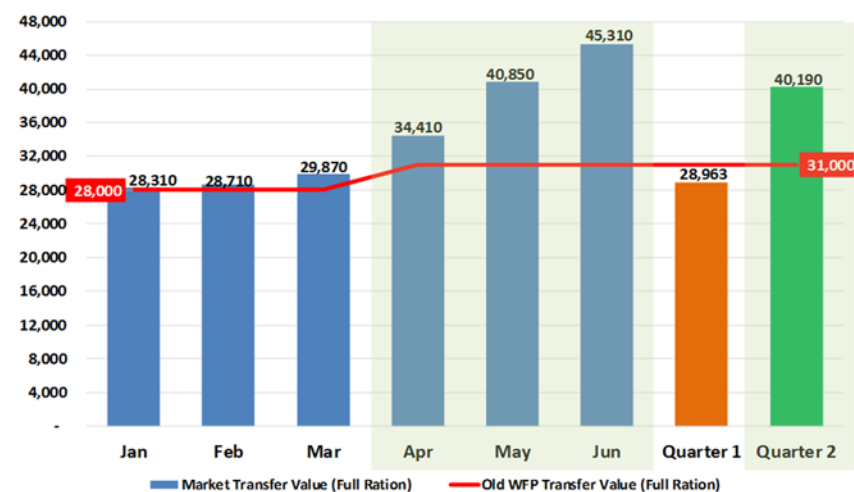
*EVH Ration Cash Transfer Value*



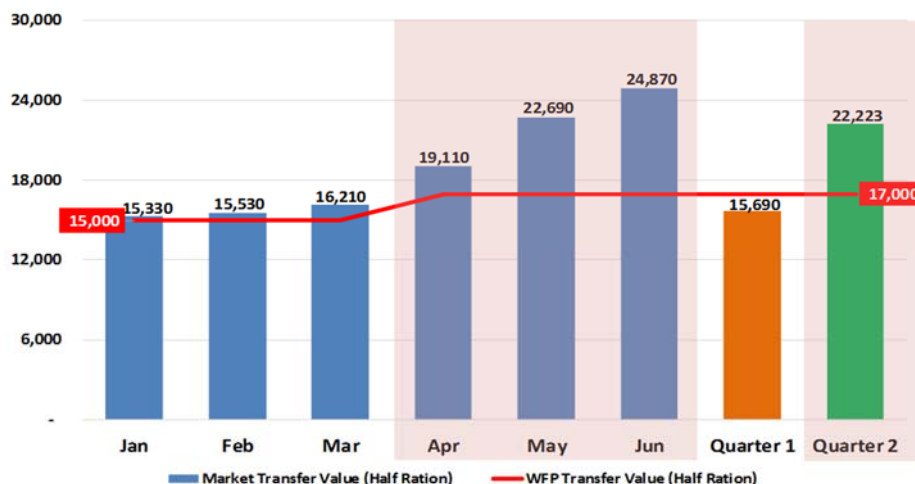
### Rhino Camp Settlement January—June 2017

- Average retail prices for maize grain and flour increased by 64% and 14% respectively during the second quarter of 2017 as compared to the first one. There was no millet flour on the market and we had to use Adjumani market price as a proxy which was also higher during the second quarter by 49%. Prices for other commodities were relatively stable with changes not more than 7%.
  - As a result of the price increases, there was a deterioration in the purchasing power of the WFP cash transfer value among all cash beneficiaries (full ration-100%, EVH & half ration-50%). During the second quarter, the WFP cash transfer value was less than the market transfer value by 30% among the full ration (100%) beneficiaries, 31% among half ration and 10% among EVH.
- \* The market analysis indicates that cash transfer beneficiaries are not able to purchase the required WFP in-kind food basket at market price. Therefore, WFP needs to look into revising the cash transfer value upwards to ensure that beneficiaries meet their food needs.

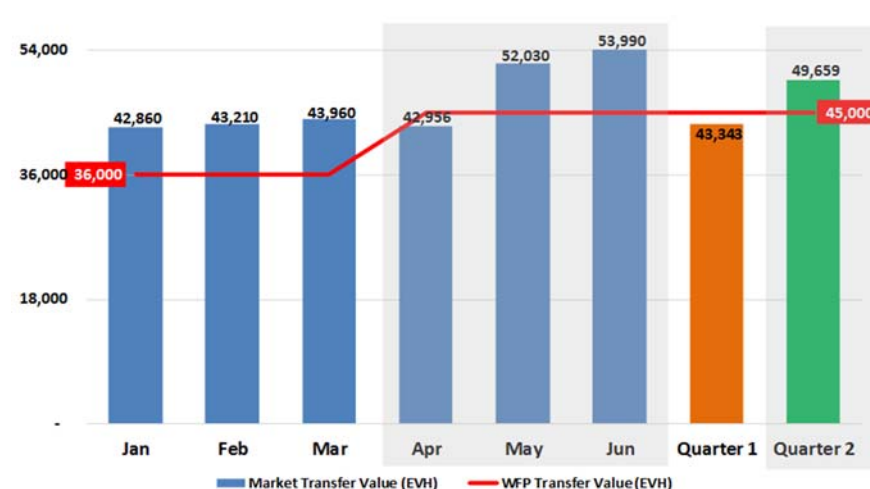
*Full Ration Cash Transfer Value*



*Half Ration Cash Transfer Value*



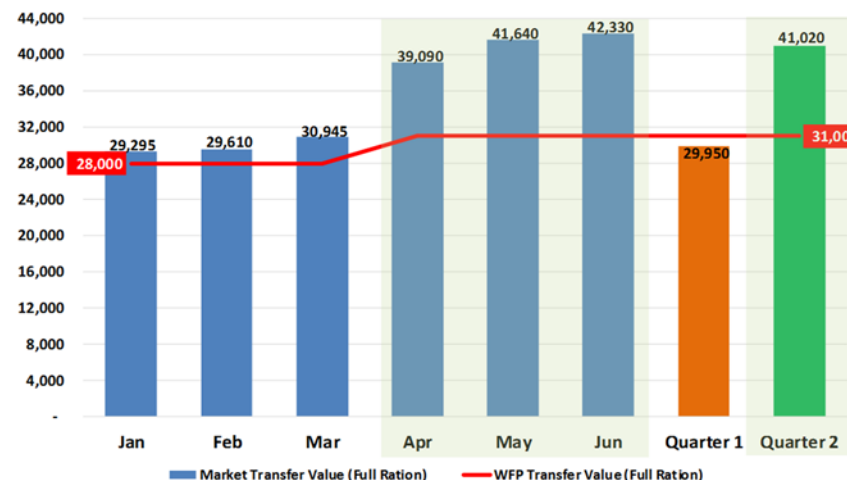
*EVH Ration Cash Transfer Value*



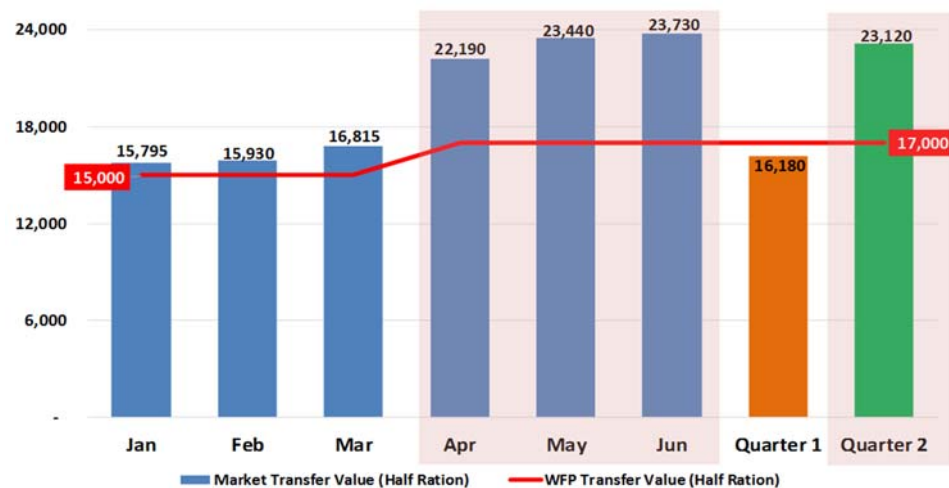
### Adjumani-Pakelle Settlement January—June 2017

- Average retail prices for the key food commodities in markets around Adjumani/Pakelle settlement were higher during the second quarter compared to the first quarter of the year; maize grain (51%), maize flour (29%), beans (13%) and millet flour (see price table on page 8).
  - As a result of the increased prices, the purchasing power of the WFP cash transfer value was negatively affected. All cash transfer beneficiaries (full ration-100%, EVH & half ration-50%) in Adjumani/Pakelle settlement could not afford to buy a WFP in-kind food basket at market price during the second quarter of the year.
- \* Important to note is that price increases have not only been experienced in the refugee settlements but across the country due to low supplies. However, the late June/July maize harvest is expected to increase market supply and prices are likely to go down. But it is also good to note that a cash transfer value upward revision will be necessary during the third quarter.

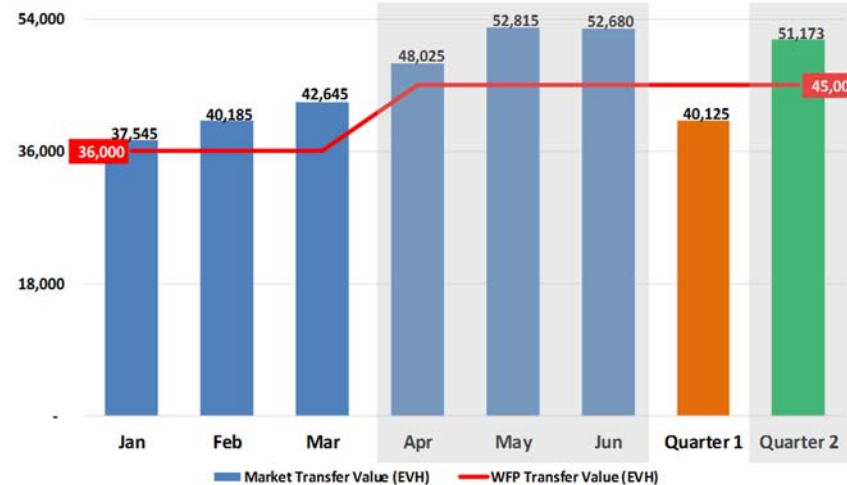
*Full Ration Cash Transfer Value*



*Half Ration Cash Transfer Value*



*EVH Ration Cash Transfer Value*



# Refugee Price Monitoring June 2016—June 2017

## Adjumani/Pakelle, Arua/Rhino Camp, Kiryandongo, Kyangwali, Kyaka II and Rwamwanja Settlements

### Price Data June 2016– June 2017

Maize Grain													
Settlement	Jun-16	Jul-16	Aug-16	Sep-16	Oct-16	Nov-16	Dec-16	Jan-17	Feb-17	Mar-17	Apr-17	May-17	Jun-17
Adjumani/Pakelle Settlement	800	900	800	750	750	850	1,150	1,200	1,200	1,250	1,667	1,833	2,000
Arua/Rhino Camp Settlement	1,375	1,250	917	1,000	1,000	1,100	1,150	1,167	1,167	1,200	1,500	2,000	2,300
Kiryandongo Settlement	1,000	1,000	800	600	800	1,000	1,100	1,000	1,150	1,200	1,400	1,800	2,000
Kyaka II settlement	700	700	850	900	900	900	900	1,000	1,100	1,100	1,500	1,600	1,500
Rwamwanja Settlement	650	600	600	600	700	800	900	1,000	1,200	1,200	1,800	1,800	1,200
Kyangwali Settlement	700	880	600	875	900	900	950	1,000	1,100	1,200	1,500	1,500	1,200
Maize Flour													
Settlement	Jun-16	Jul-16	Aug-16	Sep-16	Oct-16	Nov-16	Dec-16	Jan-17	Feb-17	Mar-17	Apr-17	May-17	Jun-17
Adjumani/Pakelle Settlement	2,500	2,500	2,500	2,000	2,150	2,600	2,700	2,000	2,200	2,350	2,550	2,917	3,000
Arua/Rhino Camp Settlement	2,300	2,300	2,300	2,300	2,650	2,600	2,600	2,500	2,500	2,500	2,333	3,067	3,167
Kiryandongo Settlement	2,000	2,000	2,000	2,000	2,000	2,000	2,000	2,400	2,400	2,400	2,600	2,800	2,900
Kyaka II settlement	1,500	2,000	1,500	1,500	1,600	1,800	2,000	2,400	2,000	2,000	2,500	3,000	3,000
Rwamwanja Settlement	1,800	1,800	1,800	1,800	1,800	2,000	2,000	1,800	1,800	1,800	2,000	2,000	1,500
Kyangwali Settlement	1,400	1,600	1,600	1,800	1,800	2,000	2,000	1,867	2,367	2,500	2,300	2,000	1,500
Beans													
Settlement	Jun-16	Jul-16	Aug-16	Sep-16	Oct-16	Nov-16	Dec-16	Jan-17	Feb-17	Mar-17	Apr-17	May-17	Jun-17
Adjumani/Pakelle Settlement	2,500	2,600	2,750	2,750	2,750	2,750	2,750	2,500	2,550	2,650	3,000	3,167	2,500
Arua/Rhino Camp Settlement	2,500	2,500	2,500	2,500	2,750	2,800	2,800	2,333	2,500	2,533	2,500	2,333	2,567
Kiryandongo Settlement	2,000	2,500	2,500	2,500	2,500	2,500	2,500	2,800	3,000	3,000	3,000	3,000	3,000
Kyaka II settlement	2,500	2,000	2,300	2,500	2,500	2,300	2,500	2,500	3,000	3,000	3,000	2,500	2,400
Rwamwanja Settlement	3,000	2,800	3,000	3,000	2,800	2,400	2,500	3,000	3,000	3,000	3,000	3,000	2,000
Kyangwali Settlement	1,800	1,620	1,700	1,700	2,000	2,000	2,200	2,800	3,000	3,000	3,000	3,000	3,200
Millet Flour													
Settlement	Jun-16	Jul-16	Aug-16	Sep-16	Oct-16	Nov-16	Dec-16	Jan-17	Feb-17	Mar-17	Apr-17	May-17	Jun-17
Adjumani/Pakelle Settlement	3,000	3,200	3,000	3,000	3,000	3,000	3,000	2,500	2,500	2,800	3,500	4,000	4,000
Arua/Rhino Camp Settlement													
Kiryandongo Settlement	2,000	2,000	2,000	2,000	2,000	2,000	2,000	2,500	2,000	2,000	2,500	3,000	3,500
Kyaka II settlement	3,000	2,500	2,000	2,000	2,000	2,200	2,200	3,200	3,000	3,000	3,000	3,800	3,800
Rwamwanja Settlement	2,500	2,500	2,500	2,500	2,500	2,500	2,500						
Kyangwali Settlement	1,800	1,800	2,000	2,000	2,000	2,000	2,000						
Vegetable Oil													
Settlement	Jun-16	Jul-16	Aug-16	Sep-16	Oct-16	Nov-16	Dec-16	Jan-17	Feb-17	Mar-17	Apr-17	May-17	Jun-17
Adjumani/Pakelle Settlement	5,000	5,000	4,900	5,000	5,000	5,000	5,500	5,500	5,700	5,750	5,500	5,667	6,000
Arua/Rhino Camp Settlement	5,200	5,200	5,200	5,200	5,250	5,200	5,200	5,300	5,300	5,700	5,500	5,600	5,933
Kiryandongo Settlement	5,000	5,000	5,000	5,000	5,000	5,000	5,000	5,000	6,000	6,000	6,000	6,000	6,000
Kyaka II settlement	3,600	3,200	3,500	3,500	4,000	4,000	4,000	5,000	5,000	5,200	5,000	6,000	6,000
Rwamwanja Settlement	5,000	5,000	5,000	5,000	5,000	5,000	5,000	5,000	5,000	5,000	5,000	6,000	6,000
Kyangwali Settlement	5,000	5,000	5,000	5,000	5,000	5,000	5,000	5,000	5,000	5,000	6,000	6,000	5,600
Salt													
Settlement	Jun-16	Jul-16	Aug-16	Sep-16	Oct-16	Nov-16	Dec-16	Jan-17	Feb-17	Mar-17	Apr-17	May-17	Jun-17
Adjumani/Pakelle Settlement	1,300	1,300	1,200	1,200	1,200	1,200	1,200	1,300	1,400	1,400	1,267	1,267	1,200
Arua/Rhino Camp Settlement	1,400	1,200	1,300	1,300	1,400	1,400	1,400	1,267	1,267	1,400	1,400	1,400	1,400
Kiryandongo Settlement	1,200	1,200	1,200	1,200	1,200	1,200	1,200	1,200	1,200	1,200	1,200	1,200	1,200
Kyaka II settlement	1,200	1,200	1,200	1,200	1,200	1,200	1,200	1,200	1,200	1,200	1,200	1,200	1,400
Rwamwanja Settlement	1,200	1,200	1,200	1,200	1,200	1,200	1,200	1,200	1,200	1,200	1,200	1,200	1,200
Kyangwali Settlement	1,200	1,200	1,300	1,400	1,400	1,400	1,400	1,200	1,200	1,200	1,200	1,200	1,200

### Ration

Commodities	Full Ration	Half Ration	EVA Ration
Cereal (Maize grain)	12	6	
Cereal (Maize flour)			11.7
Beans (Nambale)	2.4	1.2	2.1
Veg. Oil	0.9	0.3	0.9
Millet flour (Proxy CSB)	1.5	1.5	1.5
Salt	0.15	0.15	0.15

For further information please contact the AME unit WFP Uganda

Siddharth KRISHNASWAMY  
Analysis Monitoring & Evaluation, Head.  
[siddharth.krishnaswamy@wfp.org](mailto:siddharth.krishnaswamy@wfp.org)

Hamidu TUSIIME  
Food Security & Market Analyst  
[hamidu.tusiime@wfp.org](mailto:hamidu.tusiime@wfp.org)

Edgar WABYONA  
Programme Officer, AME  
[edga.wabyona@wfp.org](mailto:edga.wabyona@wfp.org)