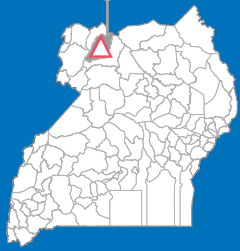




**West Nile Region
Adjumani District**



Mungula I/II

Total refugee population:
5,972* registered refugees
638** pending registration

With **168,917** nationals and
239,335 refugees in Adjumani
District, refugees in Mungula account
for **2%** of the district population.

Settlement first established: 1996

Registered refugee population*

Mungula I	Age	Mungula II
647	0-4	136
1,517	5-11	287
962	12-17	225
1,506	18-59	493
167	60+	32

Data collected through¹:

- 6** beneficiary focus group discussions
- 2** key informant interviews
- 10** partner interviews
- 8** sector lead interviews

Mungula I/II has consistently hosted South Sudanese refugees since it was first established in 1996. As a result, there are close linkages between settlement residents and the neighbouring host community. While implementing and operational partners initially provided critical support during the South Sudanese refugee emergency, a strategy for empowering local organizations to carry on activities in the medium and long-term response is essential.

Gaps & Challenges

- There are **long waiting lines for patients, few medical staff, and limited hours of service** in the health centres that serve the settlement. Many in Mungula I cannot easily access the supplementary feeding program based at one of the health centres because it is located far away from some parts of the settlements. Some refugees also face language barriers when seeking treatment due to a lack of translators.
- Access to quality education is limited.** The settlement's two primary schools do not have classrooms and overcrowding impedes students from learning. Tuition fees, which many refugee families cannot afford, challenges access to secondary school for youth. An additional early childhood development (ECD) center is needed for young children.
- Households lack essential non-food items** such as mosquito nets, sanitary pads, and soap. Items that were originally distributed upon refugees' arrival have been worn out and depleted. Many refugees that have limited livelihoods opportunities cannot afford to purchase replacements.
- Refugees cannot cultivate enough food to supplement their food rations due to **small plot sizes and poor soil quality**. This limitation exacerbates the toll of food rations reductions, particularly for the elderly and children.
- Though implementing and operational partners are providing livelihoods support, **opportunities for income generation are not widely available**. Many refugees have not received livestock or seeds and community-initiated village savings and loan associations (VSLA) lack funding. Vocational programs that recruit refugees from Mungula are often held far from the settlement, limiting accessibility.
- Persons with specific needs (PSNs) cannot maintain their grass-thatch semi-permanent shelters** because of both physical disabilities and the cost of purchasing grass from landowners in the host community. Specifically, PSNs require shelter construction and maintenance assistance from partners.
- There is a **need for a wellness center**, where refugees can safely meet to discuss issues and participate in recreational activities. Refugees with specific protection needs would benefit from an **additional protection house**.

Strengths & Opportunities

- Refugees with specific protection needs are placed in the **protection house** on a temporary basis until a durable solution is found. Currently, there are two protection houses in Adjumani, located in Mungula and Dzaipi.
- There is **great potential for promoting more local integration** for refugees who originally arrived in the mid-1990s. These refugees are relatively self-reliant and well versed in their rights as refugees, and interact and collaborate closely with Ugandan nationals.
- Refugee communities and partners coordinate closely** across all sectors. For example, child protection committees, water source committees, and a gender task force bring community members and aid workers together to assess needs and address problems.

* Refugee statistics source: Refugee Information Management System (RIMS) - Office of the Prime Minister

** Source of refugee pending registration figure: Office of the Prime Minister

1. Indicator standards to measure gaps were determined by global humanitarian standards, Ugandan national standards, or sector experts for each settlement. Data was collected in November and December 2017.

Partner organizations

AAH, AFOD, AMREF, Caritas, DRC, IRC, MTI, SCI, SE, UNHCR, URCS, WCC, WFP, WIU





Protection

12 partners: AMREF, Caritas, DRC, IRC, MTI, SCI, OPM, SCI, UNFPA, UNHCR, URCS, WCC



0 new arrivals reported in the past three months

38 live births reported in the past three months received birth notification cards, but not official birth certificates



No birth certificates issued

Sexual and gender-based violence (SGBV)

0 SGBV cases reported in the past three months, which may indicate a gap in reporting



18 community-based committees or groups working on SGBV prevention and response, meeting the need

No additional reproductive-age women in need of dignity kits or sanitary pads



1,628 reproductive-age women provided with dignity kits or sanitary pads

No additional groups needed

People with specific needs (PSNs)²




109 disabled PSNs have received services for their specific needs

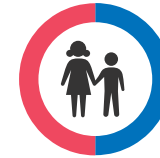
174 elderly PSNs have received services for their specific needs

Child protection

960 adolescents not reached through targeted trainings or programming



227 adolescents reached through targeted trainings or programming



1 child friendly space
1 additional child friendly space needed

Water, sanitation and hygiene

1 partner: DRC



28.1 litres of water per person per day provided, meeting settlement needs

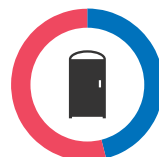


0% of water needs met through water trucking



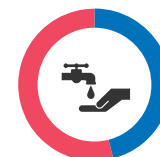
2 motorized boreholes operational or planned

No additional boreholes needed



609 household latrines completed

713 additional household latrines needed



6 active hygiene promoters
7 additional hygiene promoters needed

Education

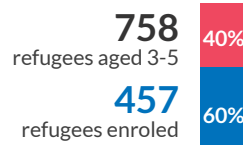
2 partners: SCI, WIU

4 schools attended by refugees



No additional classrooms needed

1,970 refugees are attending school in or around the settlement, with gross enrolment rates:



data on refugees aged 6-13 not available
1,326 refugees enrolled

data on refugees aged 14-17 not available

187 refugees enrolled

Pre-primary

Primary


Secondary

12 permanent classrooms constructed



6 additional classrooms needed

73 teachers are working in schools refugees attend, but more are needed to reach teacher-student ratio standards:



15 additional teachers needed for number of students enrolled
46 teachers

23 teachers, meeting the need for number of students enrolled

3. UNHCR conducted a joint PSN assessment with OPM and partners and the report will be released in February 2018.



Food assistance

2 partners: AFOD, WFP

No additional eligible beneficiaries needed in-kind food assistance in the last distribution



2,384 eligible beneficiaries received in-kind food assistance in the last distribution, meeting settlement needs

No additional eligible beneficiaries needed cash assistance for food in the last distribution



3,981 eligible beneficiaries received cash assistance for food in the last distribution, meeting settlement needs

Livelihoods and environment

3 partners: CARITAS, DRC, SE

1,811 households have not received technology support for production



3,862 households have received technology support for production

1,986 cases of livelihoods support through:

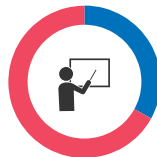
743
Livelihoods/vocational trainings

652
Village savings and loan associations

591
Income generating activities

0
Savings and cooperative societies

2 organizations conducting livelihoods trainings do not monitor participation of PSNs



1 organization conducting livelihoods trainings monitors participation of PSNs



40 PSNs are enrolled in the livelihoods trainings of the one organization that tracks their participation

Health and nutrition

3 partners: MTI, UNICEF, WFP

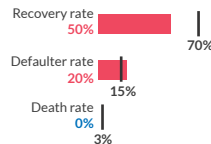


1 primary healthcare facility
1 additional facility needed

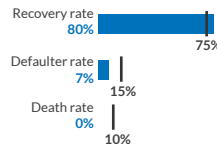
1 out of 2 nutrition programmes not meeting UNHCR/WFP acceptable standards, with average rates of:



1 supplementary feeding programme:



1 outpatient therapeutic programme:



38 women delivered with skilled healthcare staff in the past three months
No live births occurred at home

Shelter, site, and, non-food items (NFIs)

2 partners: AIRD, DRC

1 reception centre needed



No reception centre in the settlement



Mungula I
1 sq kilometre

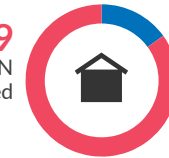
Total surface area of the settlement



30x30 metre

Average plot size

189 additional PSN shelters needed



33 PSN shelters have been constructed

No additional emergency shelter kits needed



1,732 emergency shelter kits distributed

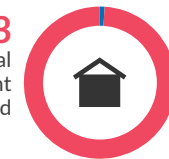


Mungula II
Surface area
information not available



20x30 metre
Average plot size

633 additional semi-permanent shelters needed



8 semi-permanent shelters have been constructed