



# Tanzania Refugee Population Update

as of 31 May 2018



## Key Figures

**349,038\***  
Population of Concern

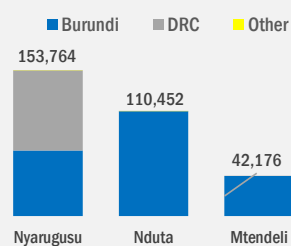
**87.8%**  
306,392  
Living in camps

**5.5%**  
19,337  
Living in settlements

**6.6%**  
23,047  
Living in villages

**0.1%**  
262  
Living in urban area

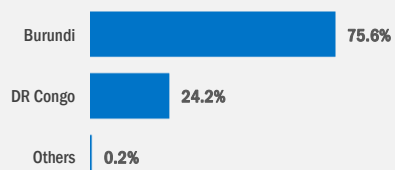
### Camp-based population by country of origin



**87%**  
304,989  
Refugees

**13%**  
44,049  
Asylum-seekers

### Country of origin



\* Population of concern to UNHCR does not include the 162,156 former Burundian refugees (1972) granted citizenship by the Government of Tanzania.

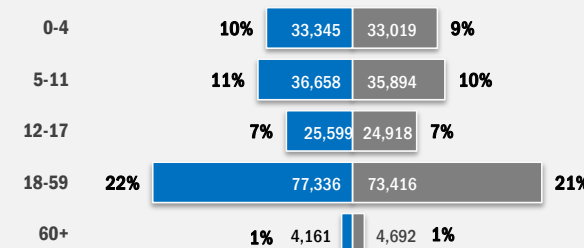
## Age and Gender

**77%**  
Women & children

**54%**  
Children

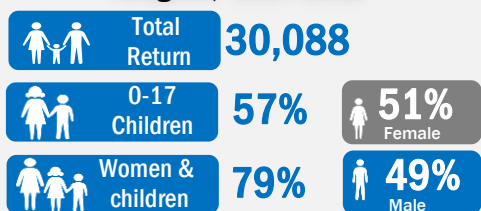
**3%**  
Elderly

### Age (Years)



## Durable Solutions

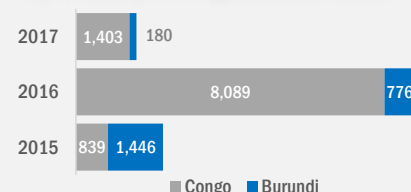
### Voluntary return of Burundian refugees, 2017-2018



### Local integration

**162,156** former Burundian refugees (1972) granted citizenship by the Government of Tanzania in 2014.


### Resettlement departures by country of origin, 2015-2017\*



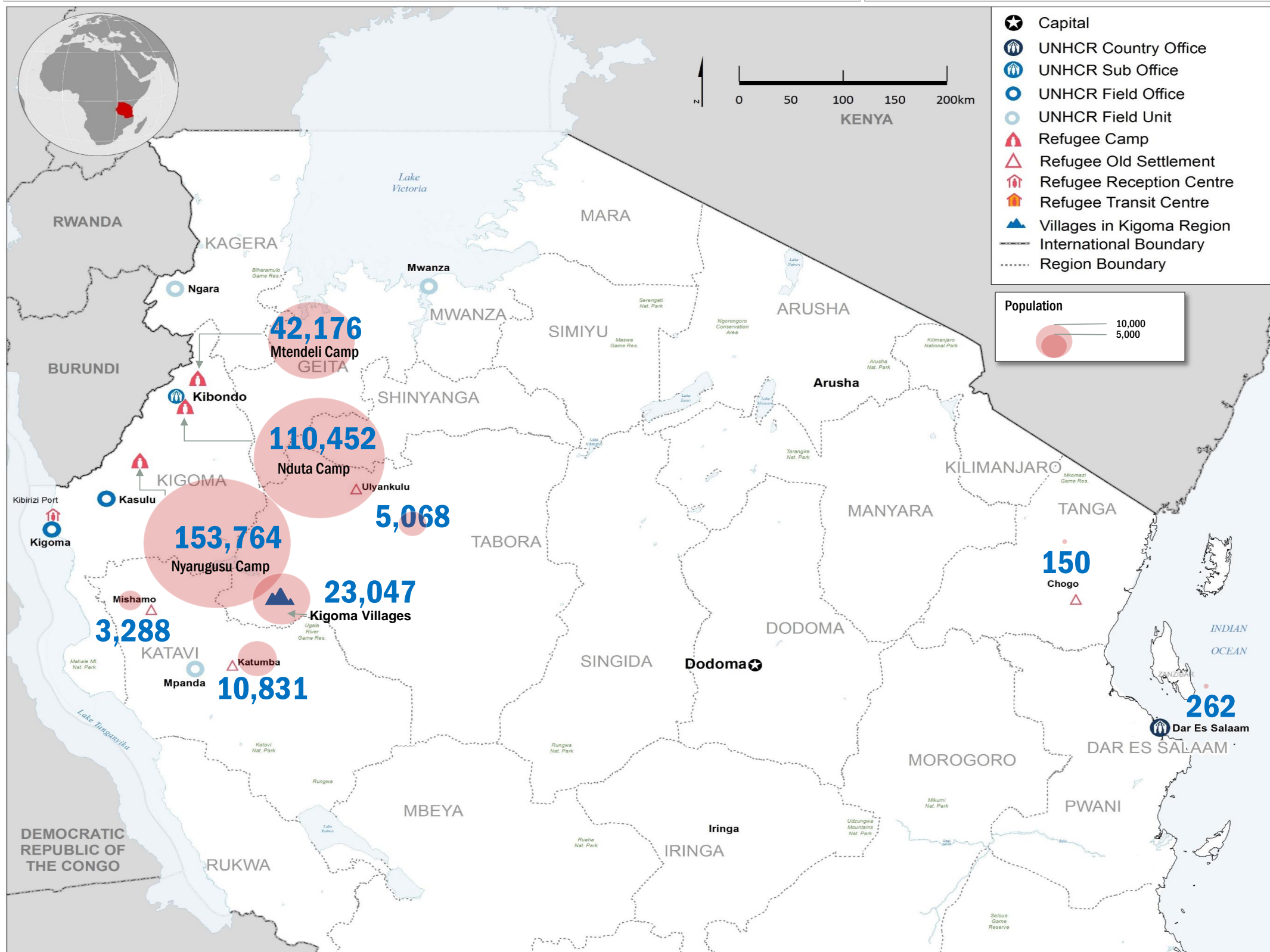
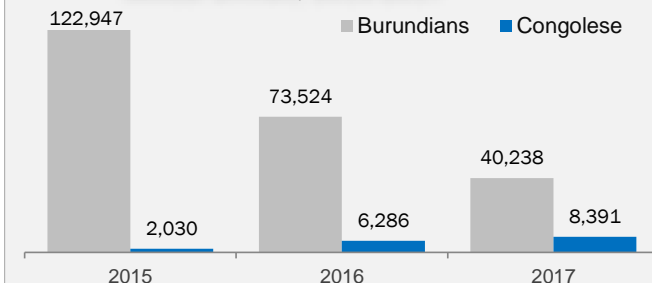
\*Not included are 8 Rwandan refugees resettled in 2015 and 2016

## Arrival Trends

### Monthly new arrivals, June 2017-May 2018



### Annual arrivals, 2015-2017



The boundaries and names shown and the designations used on this map do not imply official endorsement or acceptance by the United Nations. Sources: Boundaries: UNCS; Background: USGS; Data: Government of Tanzania, UNHCR.

For more information, please contact [tankbim@unhcr.org](mailto:tankbim@unhcr.org) or visit: <https://data2.unhcr.org/en/situations/burundi/location/2034>.