

UGANDA

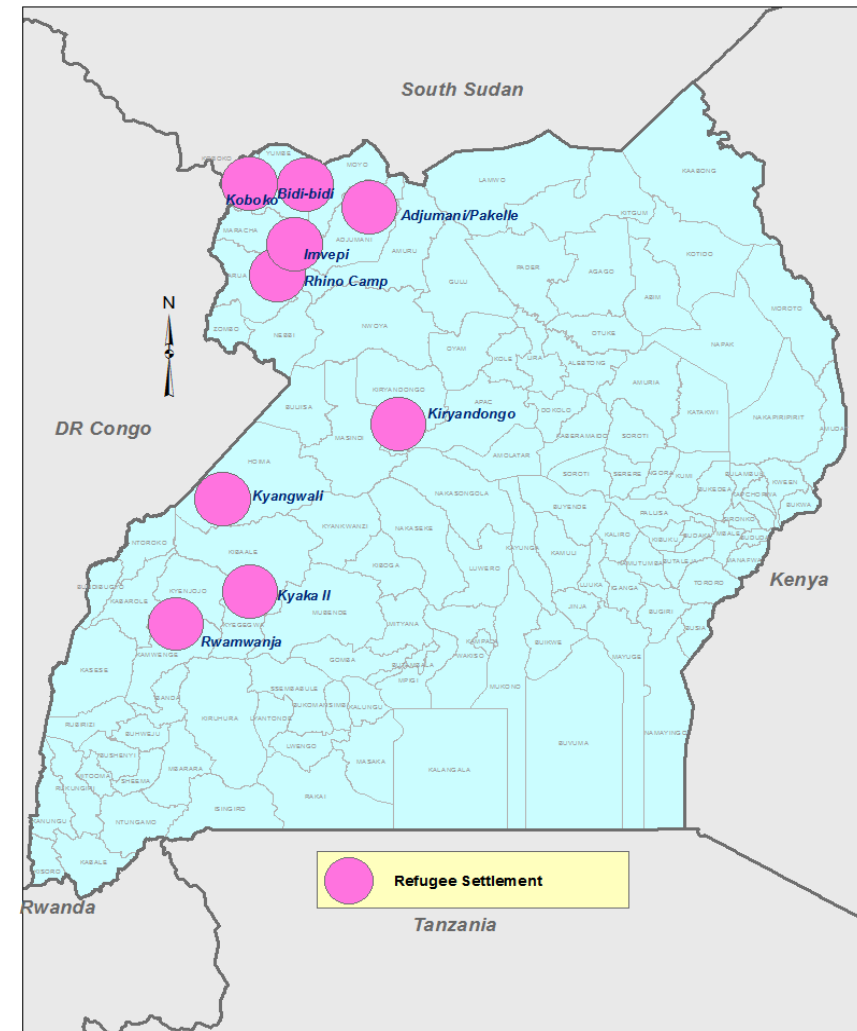
Kyaka II, Rwamwanja, Kyangwali, Kiryandongo, Rhino Camp, Adjumani/Pakelle, Koboko, Bidi-bidi and Imvepi

This report provides an analysis of the market prices of key commodities that make up the in-kind food basket compared to the cash transfer value distributed by WFP to the refugee beneficiaries. The report focuses on price data collected from Kyaka II, Rwamwanja, Kyangwali, Kiryandongo, Rhino Camp, Adjumani/Pakelle, Koboko, Bidi-bidi, and Imvepi settlements (January –March 2018). The prices analyzed here are for major commodities of the in-kind food basket which include maize grain, beans and maize flour (for EVH), Millet flour as a proxy for CSB, vegetable oil and salt. More settlements will be added in our next bulletin.

KEY HIGHLIGHTS

- Average retail prices for maize grain, beans, maize flour, millet flour, vegetable oil and salt were relatively low and stable during the Jan-Mar 2018 period in most of the settlements except Rhino Camp where prices have remained high.
 - Three months (Jan-Mar, 2018) average analysis indicates that all cash transfer beneficiaries (full ration, half ration & EVH) in Kyaka II, Rwamwanja, Kyangwali, Kiryandongo, Adjumani/Pakelle and Koboko settlements were able to buy an equivalent or more of the WFP in-kind food basket using the cash transfer value received from WFP.
 - However, analysis on a monthly basis indicates that cash transfer beneficiaries on half and full ration in Adjumani/Pakelle, Koboko and Kyaka II had challenges in accessing an equivalent of the WFP in-kind food basket using the WFP cash transfer value received mainly in March and February due to higher maize grain prices.
 - High food prices are still a major challenge in Rhino Camp as they affect the purchasing power of the WFP Cash transfer value making it hard for the beneficiaries to buy an equivalent of the WFP in-kind food basket at market price. The marketing dynamics in Rhino camp are different from other settlements and hence need for a trader engagement strategy.
 - No cash transfer beneficiaries yet in Bidi-bidi and Imvepi but if there were any, the current WFP cash transfer value would be sufficient to help them acquire an equivalent of the WFP in-kind food basket at market price during this period (subject to other market factors).
- ⇒ **The cash transfer value of UGX 31,000 (full ration), UGX 17,000 (half ration) and UGX 45,000 (EVH) is still relevant in most of the settlements except Rhino Camp.**

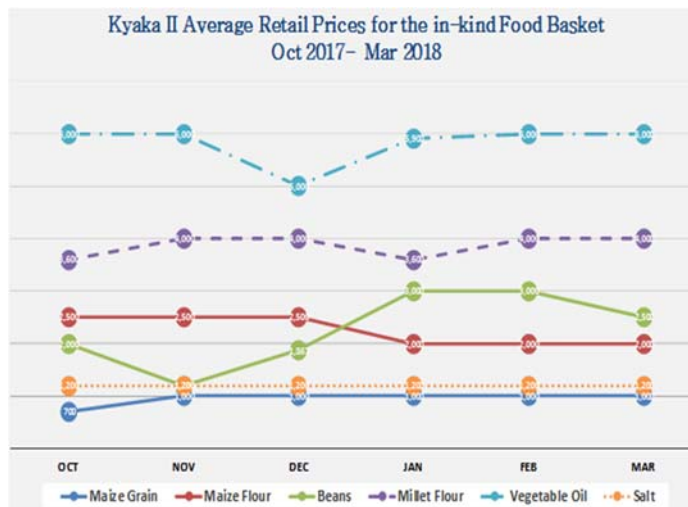
Refugee Settlements Price Monitoring



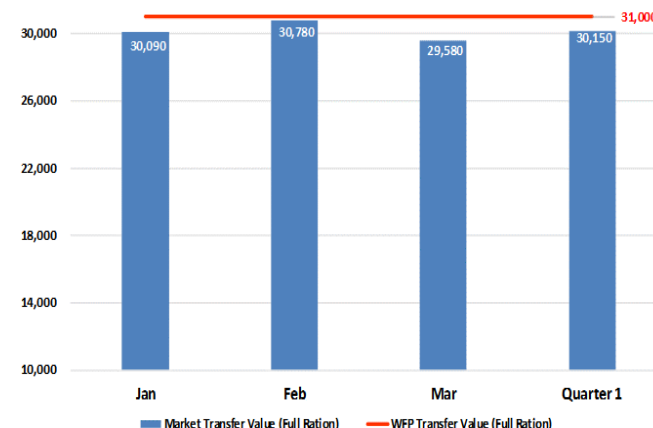
Kyaka II Settlement January—March 2018

- Retail prices for most of the food commodities remained relatively stable during the first quarter of 2018 as compared to Oct-Dec 2017 except for beans.
- Price for beans increased from UGX 1,800 in December to UGX 3,000 in January and February 2018.
- Prices for maize flour reduced from UGX 2,500 in December 2017 to UGX 2,000 in Jan-Mar 2018.
- Price for millet flour increased from UGX 3,600 in January to UGX 4000 in February 2018.

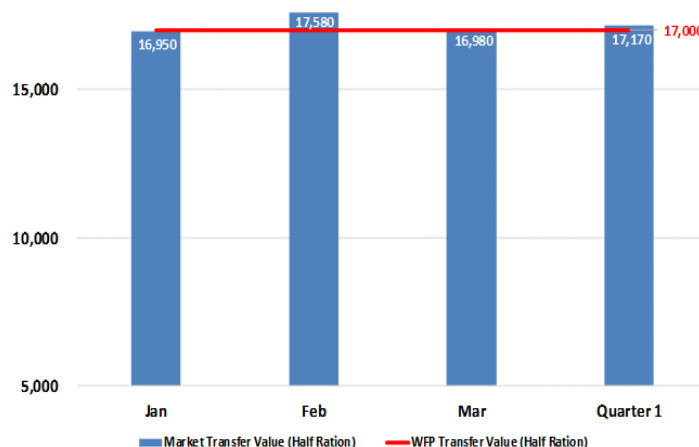
- ⇒ Despite the price increases for some of the food commodities, cash transfer beneficiaries on full ration and EVH category were able to buy an equivalent or more of the WFP in-kind food basket.
- ⇒ The WFP cash transfer values for beneficiaries on full ration (UGX 31,000) and EVH (UGX 45,000) was higher than the market value based on settlement prices by 3% and 10% respectively.
- ⇒ However, cash transfer beneficiaries on half ration had issues in February as the WFP transfer value was less than the market value by 3% but recovered in March.



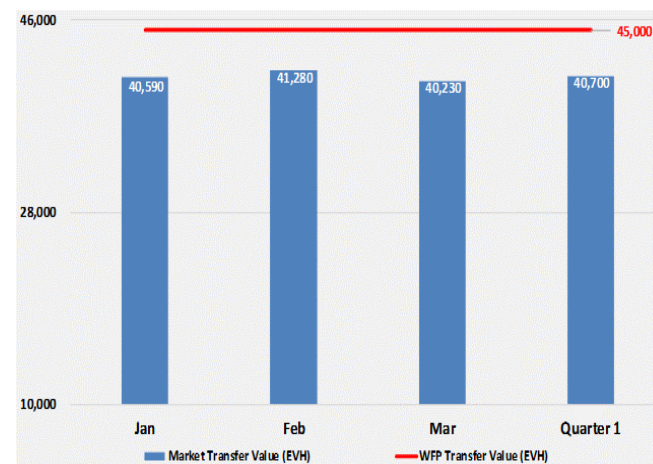
Full Ration Cash Transfer Value



Half Ration Cash Transfer Value



EVH Ration Cash Transfer Value



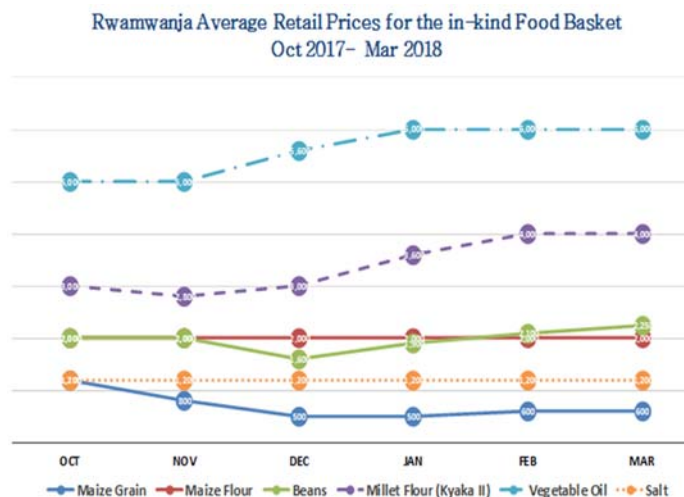
Rwamwanja Settlement January—March 2018

- Retail prices for vegetable oil and millet flour increased in January and remained high in February and March as compared to the last quarter of 2017.
- There was no millet flour around the settlement during the time of price data collection and hence Kyaka II price was used as a proxy in the cash transfer value calculation.
- Price for Vegetable oil increased from UGX 5,000 during Oct-Dec 2017 to UGX 6,000 in Jan-Mar 2018.
- Prices for other commodities remained stable since December 2017.

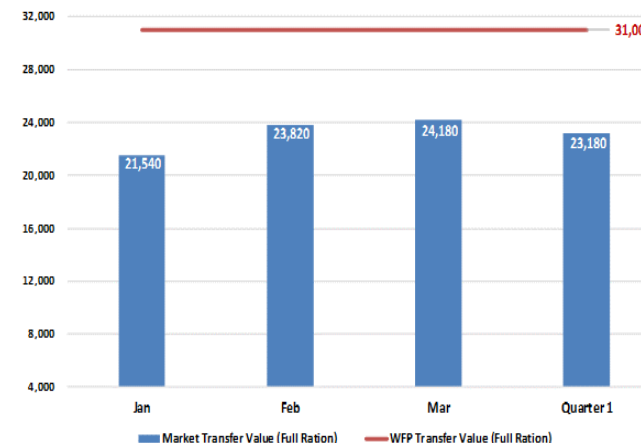
⇒ Important to note is that all cash transfer beneficiaries (on full ration, half ration and EVH) could buy more than the WFP in-kind food basket at market price using the money received during the first quarter of the year.

⇒ The WFP cash transfer values for full ration (UGX 31,000), half ration (UGX 17,000) and EVH (UGX 45,000) were higher than the market value of the in-kind food basket by 25%, 20% and 13% respectively.

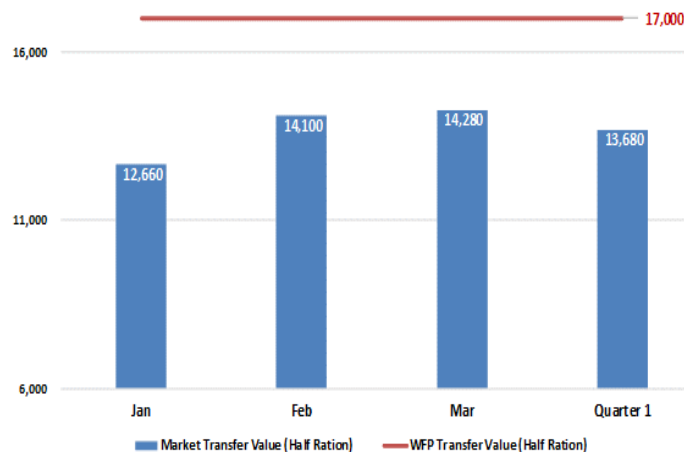
⇒ Rwamwanja settlement is ideal for cash expansion because of high food production and market functionality.



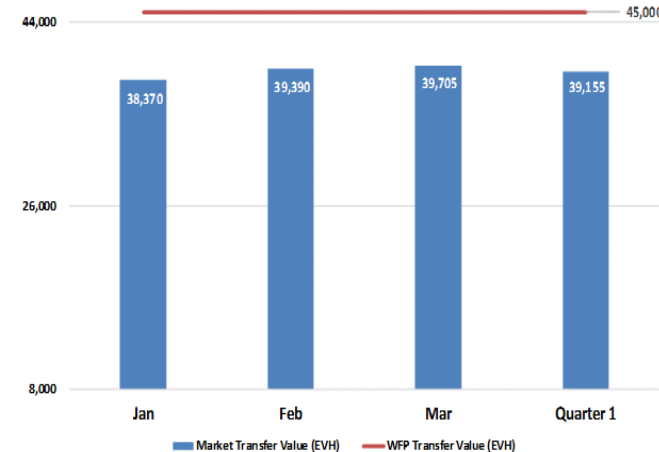
Full Ration Cash Transfer Value



Half Ration Cash Transfer Value

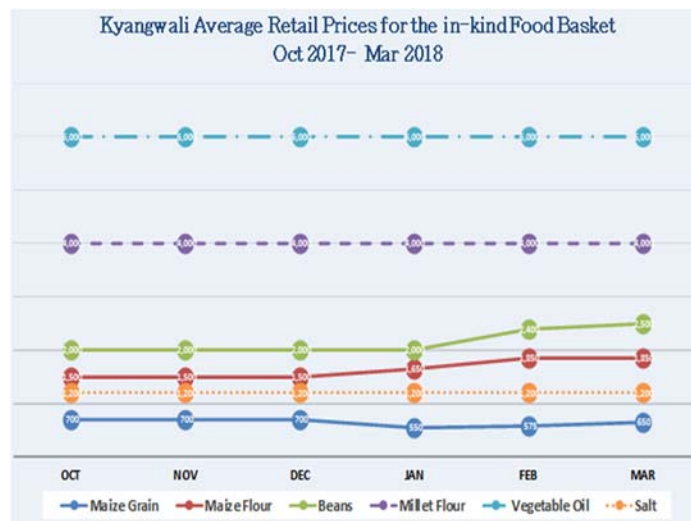


EVH Ration Cash Transfer Value

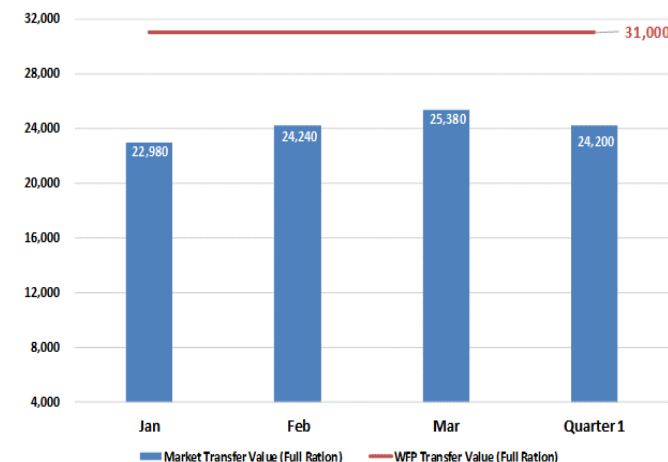


Kyangwali Settlement January—March 2018

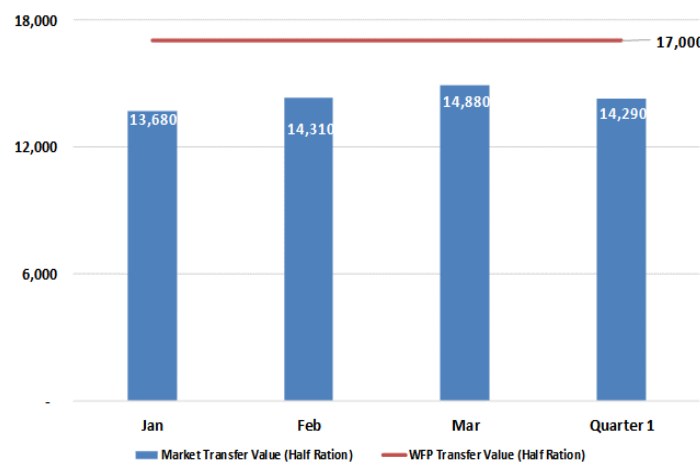
- Retail prices for most of the food commodities monitored remained stable during the first quarter of 2018 as compared to the Oct-Dec period in 2017.
 - Retail price for beans increased from UGX 2000 in January to UGX 2500 in March. Similarly average retail price for maize flour increased from UGX 1650 to UGX 1850.
- * The relatively low and stable prices during the first quarter of the year ensured that all cash based transfer beneficiaries (full ration, half ration & EVH) were able to buy more quantities of food compared to the WFP in-kind food basket at market price.
- ⇒ The WFP cash transfer value for the full ration (UGX 31,000), half ration (UGX 17,000) and EVH (UGX 45,000) was higher than the market value of an in-kind food basket at market price within the settlement by 22%, 16% and 17% respectively.
- ⇒ Therefore, the current WFP transfer value is still applicable and no abnormal price increases witnessed as a result of cash transfers in Kyangwali settlement. There is still space for cash expansion.



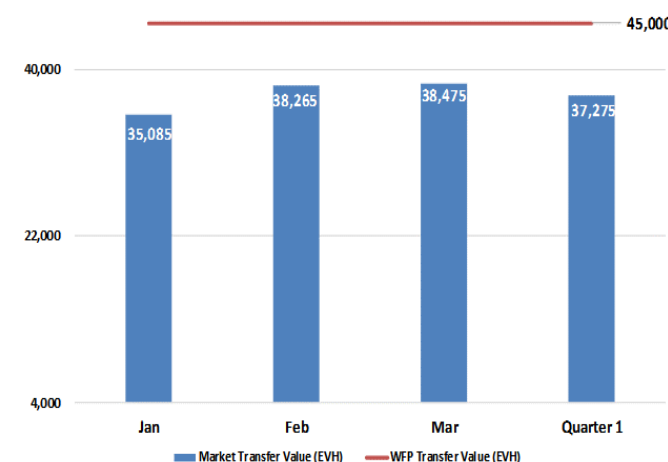
Full Ration Cash Transfer Value



Half Ration Cash Transfer Value

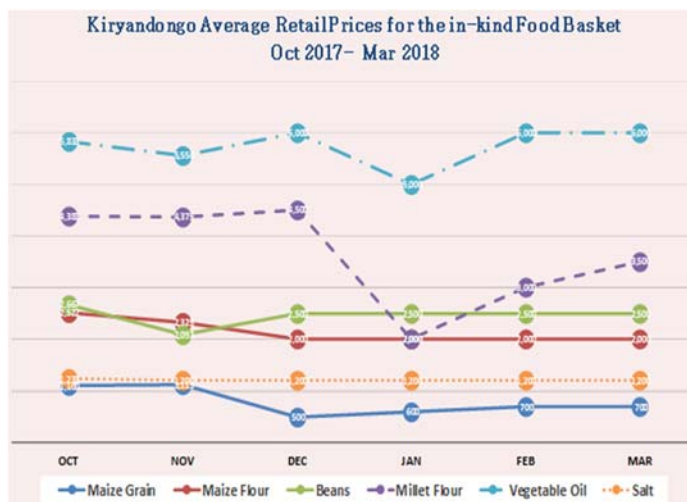


EVH Ration Cash Transfer Value

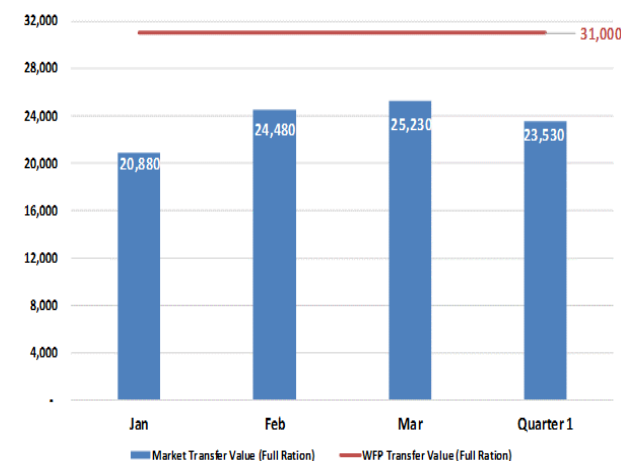


Kiryandongo Settlement January—March 2018

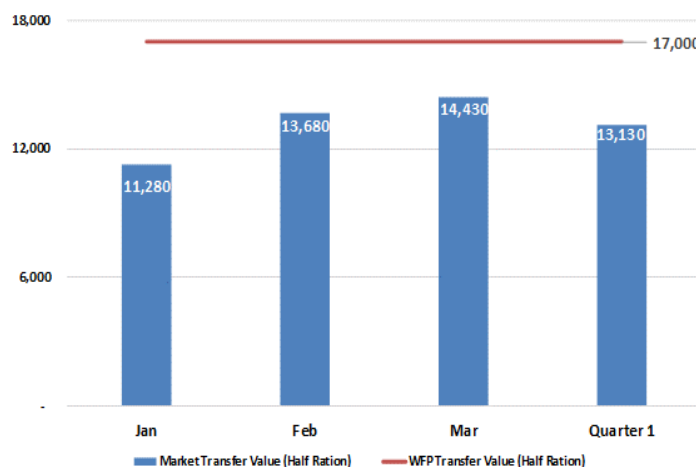
- Retail prices for key food commodities were relatively stable during the first quarter (Jan—Mar) of 2018 compared to the last quarter of 2017 except for millet flour and vegetable oil.
 - Average retail prices for vegetable oil and millet flour decreased from UGX 6000 and UGX 4,500 in December 2017 to UGX 5,000 and UGX 2,000 in January 2018 respectively. Price for millet flour increased in February and March but still below the Oct-Dec 2017 prices.
 - The relatively stable prices in Kiryandongo over the first three months of 2018 improved the purchasing power of the WFP cash transfer value across all beneficiary categories.
- ⇒ The WFP cash transfer value for the full ration (UGX 31,000), half ration (UGX 17,000) and EVH (UGX 45,000) was higher than the market value of an in-kind food basket at market price within the settlement by 24%, 23% and 15% respectively.
- ⇒ The current WFP transfer value is enough to get an equivalent of the WFP in-kind food basket at market price around Kiryandongo settlement.



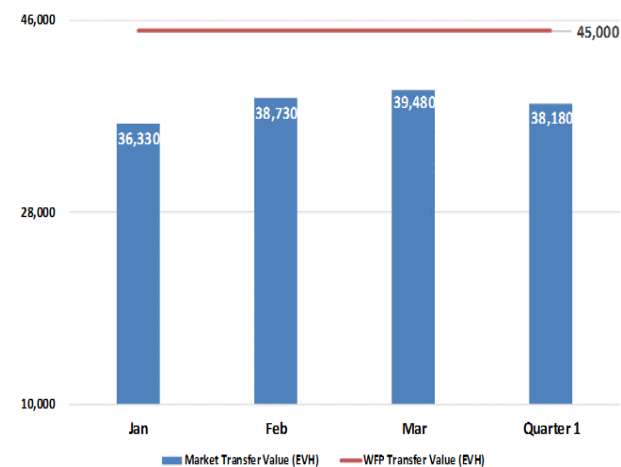
Full Ration Cash Transfer Value



Half Ration Cash Transfer Value



EVH Ration Cash Transfer Value

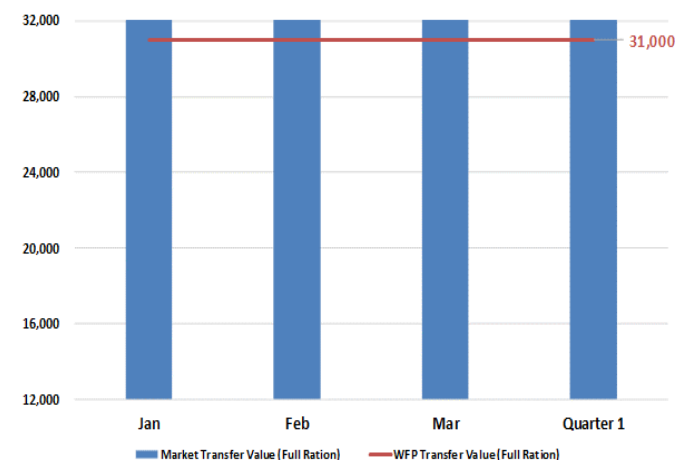


Rhino Camp Settlement January—March 2018

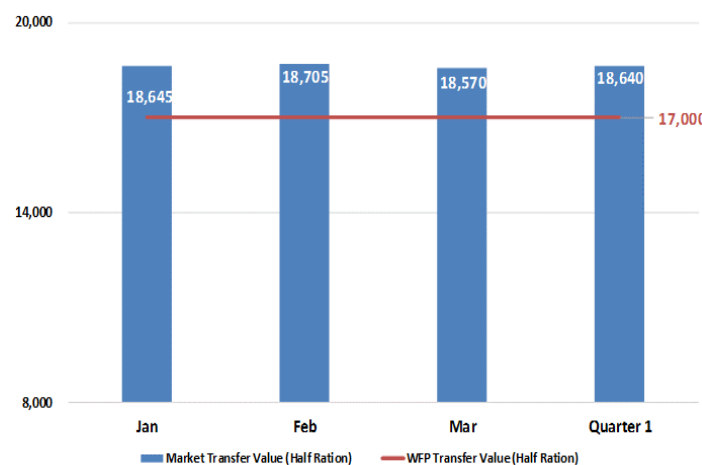
- Average retail prices for maize grain, beans and millet flour were higher during the first quarter (Jan –Mar) of 2018 compared to the last quarter (Oct—Dec) of 2017 by 24%, 22% and 4% respectively.
 - Price for vegetable oil reduced by 9%, maize flour 3% and salt 3% during the first quarter of 2018 compared to the last quarter of 2017 by 4% and 9% respectively.
 - The relatively high prices in Rhino camp have affected the purchasing power of cash based transfer beneficiaries to a level that they cannot buy an equivalent of the WFP in-kind food basket at market price.
- * The quarter-1 average cash transfer value received by beneficiaries on full ration (UGX 31,000) and half ration (UGX 17,000) was less than the market value for the WFP in-kind food basket at market price by 5% and 10% respectively.
- ⇒ Remoteness and isolation are key factors affecting market development in Rhino camp despite the implementation of cash transfers. Other initiatives in support of market development like trader engagement/linkage are necessary if WFP and other partners are to expand cash in this settlement.



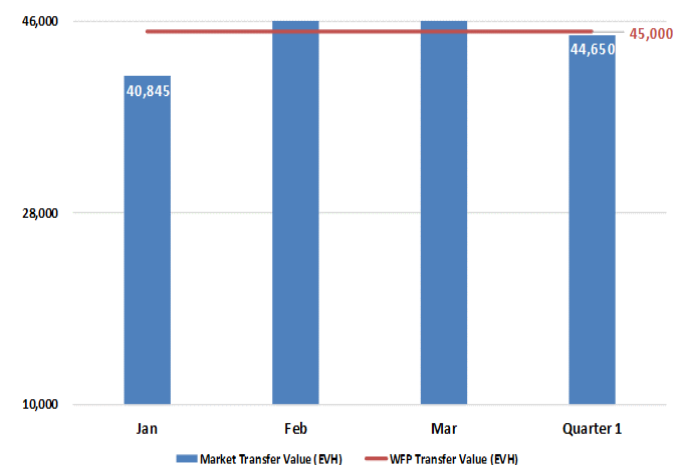
Full Ration Cash Transfer Value



Half Ration Cash Transfer Value

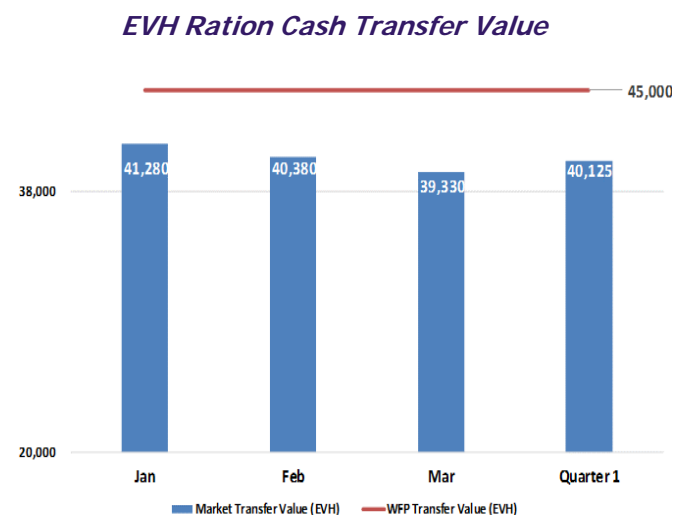
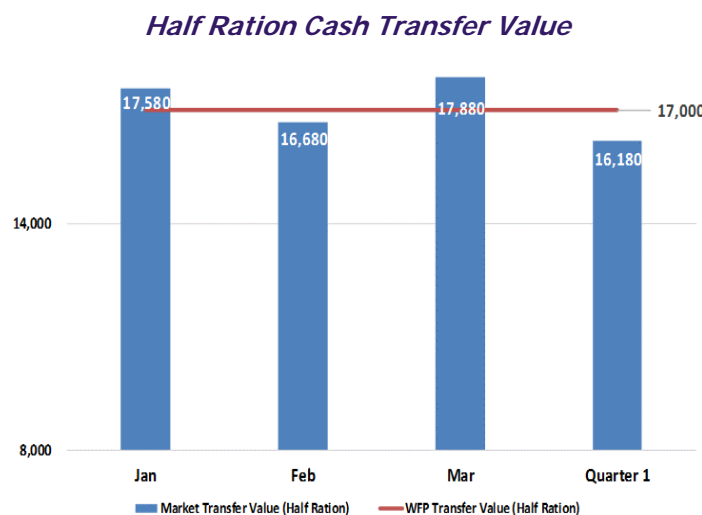
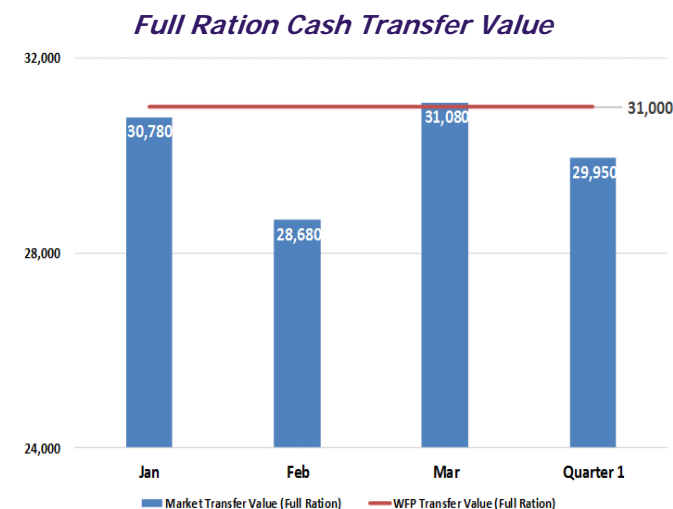
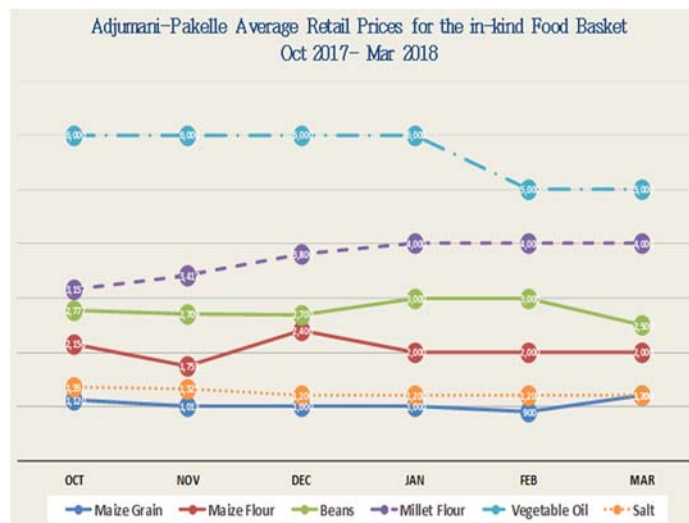


EVH Ration Cash Transfer Value



Adjumani-Pakelle Settlement January—March 2018

- Average retail prices for vegetable oil, salt, maize grain and flour were relatively lower during the first quarter (Jan—Mar) of 2018 as compared to the last quarter (Oct—Dec) of 2017 by 11%, 7%, 5% and 1% respectively.
 - However, prices for beans and millet flour were higher during the quarter by 4% and 16% respectively.
 - On average, all cash transfer beneficiary categories (full ration, half ration and EVH) were able to buy an equivalent or more of the WFP in-kind food basket using the money received at the prevailing market price.
- ⇒ The WFP cash transfer values for full ration (UGX 31,000), half ration (UGX 17,000) and EVH (UGX 45,000) were higher than the quarter-1 average market transfer values by 3%, 5% and 11% respectively.
- ⇒ Important to note is that cash transfer beneficiaries on full ration had difficulties in buying an equivalent of the WFP in-kind food basket during the month of March while those on half ration faced a similar challenge in January and March.
- ⇒ There is need to constantly monitor markets in this settlement to ensure that cash transfers do no harm.



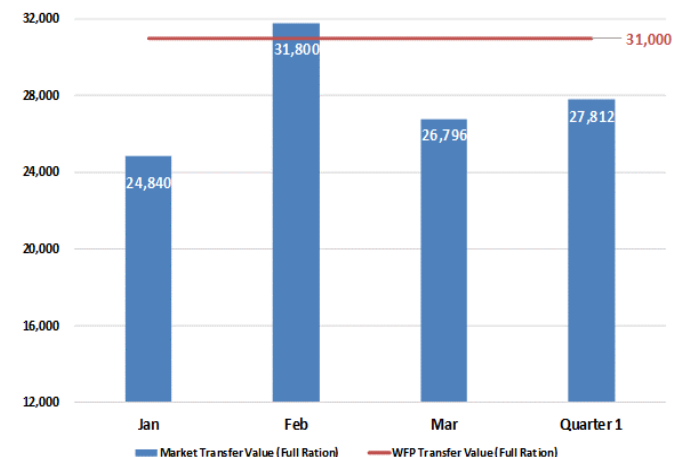
Koboko January—March 2018

- Average retail prices for beans and maize grain increased in February as compared to January 2018 by 21% and 63% respectively. On a good note, price for maize grain reduced in March as compared to February by 32%.
 - The price increase in February for beans and maize grain affected the purchasing power of the cash transfer value as beneficiaries could not buy an equivalent of the WFP in-kind food basket at market price.
 - Also, average retail price for maize flour increased in March as compared to February 2018 by 25% reducing the purchasing power of the EVH cash transfer beneficiaries.
 - For quarter-1 on average, all cash transfer beneficiary categories (full ration, half ration and EVH) were able to buy an equivalent or more of the WFP in-kind food basket using the money received at the prevailing market price.
- ⇒ The WFP cash transfer values for full ration (UGX 31,000), half ration (UGX 17,000) and EVH (UGX 45,000) were higher than the quarter-1 average market transfer values by 10%, 4% and 10% respectively.

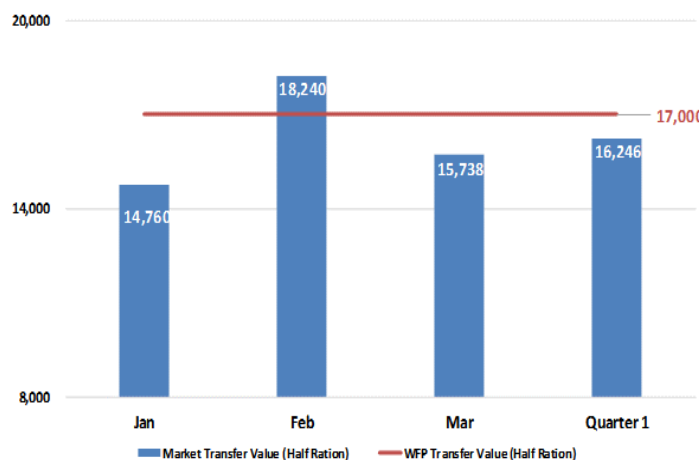
Koboko Average Retail Prices for the in-kind Food Basket Oct 2017– Mar 2018



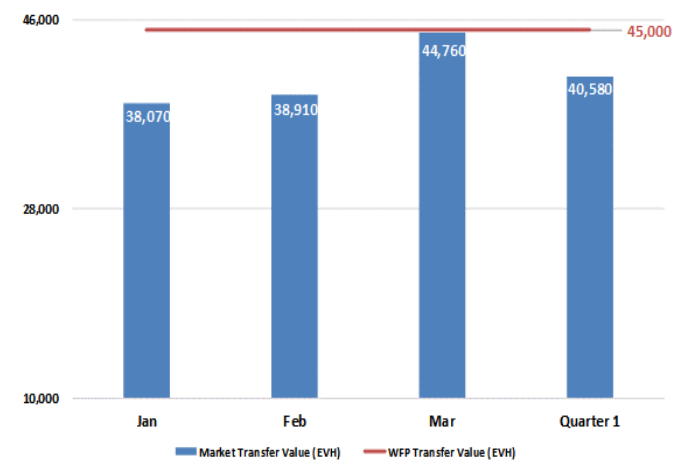
Full Ration Cash Transfer Value



Half Ration Cash Transfer Value



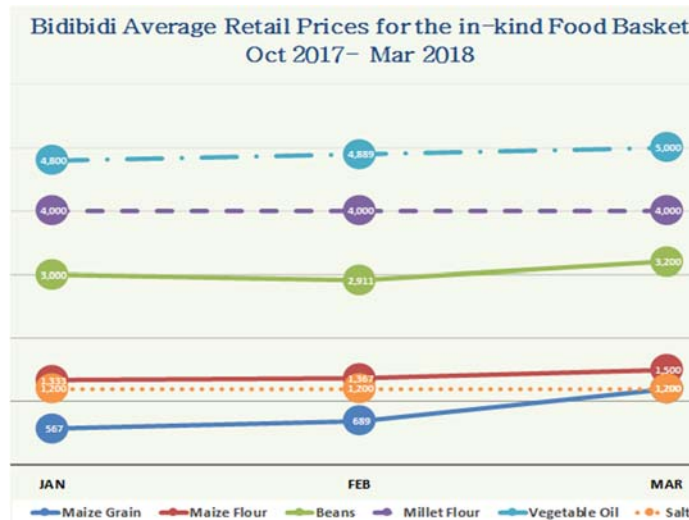
EVH Ration Cash Transfer Value



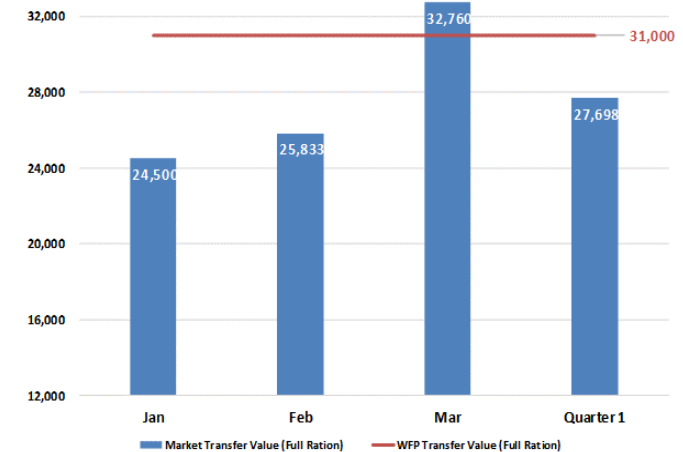
UGANDA

Bidibidi January—March 2018

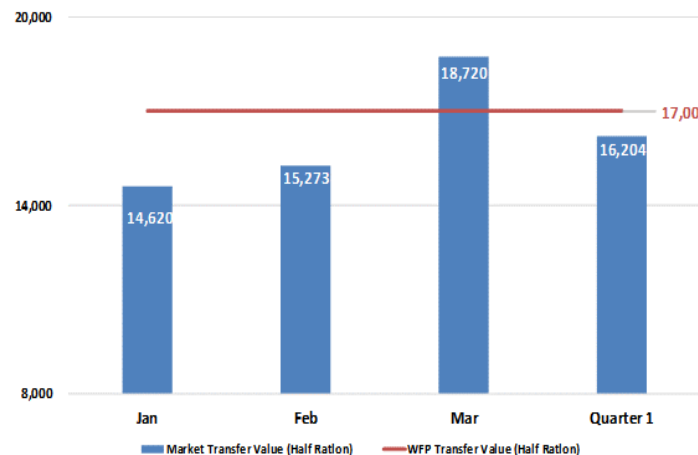
- There was an increase in the average retail prices for maize grain, maize flour and vegetable oil in February as compared to January 2018 by 22%, 3% and 2% respectively.
 - During the month of March, average retail prices for maize grain, maize flour, beans and vegetable oil increased by 74%, 10%, 10% and 2% respectively.
 - The price increase in March would have affected the purchasing of the cash transfer beneficiaries in case there were any in Bidi-bidi settlement.
 - Considering quarter-1 average, all cash transfer values (full ration, half ration and EVH) would enable beneficiaries buy an equivalent or more of the WFP in-kind food basket at market price around Bidi-bidi settlement.
- ⇒ The WFP cash transfer values for full ration (UGX 31,000), half ration (UGX 17,000) and EVH (UGX 45,000) were higher than the quarter-1 average market transfer values by 11%, 5% and 26% respectively.
- ⇒ There is need to constantly monitor market prices more especially for beans and maize grain around the settlement.



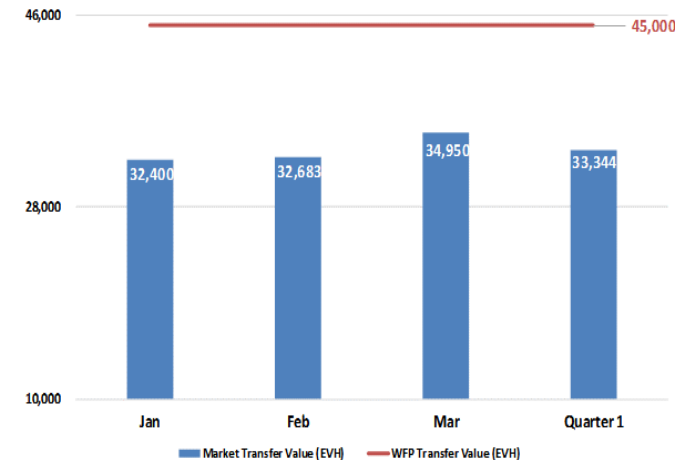
Full Ration Cash Transfer Value



Half Ration Cash Transfer Value



EVH Ration Cash Transfer Value



Imvepi January—March 2018

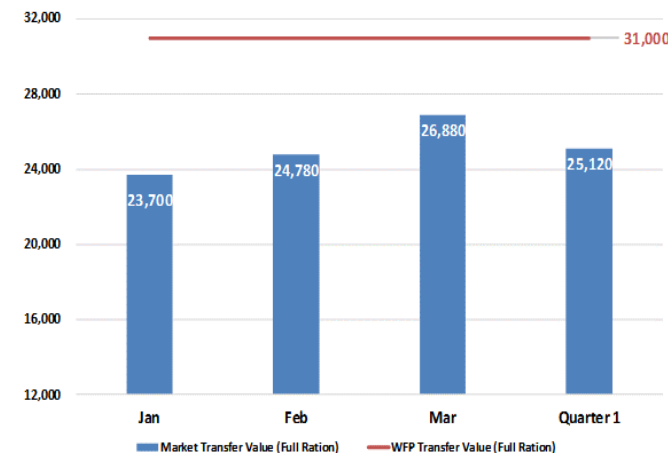
- Average retail price for maize flour reduced by 33% in February as compared to January 2018 while for beans and maize grain increased by 7% and 8% respectively.
- In March, there were increases in price for maize flour (55%), beans (17%) millet flour (17%) and maize grain (7%) as compared to February 2018. Average retail price for vegetable oil reduced by 10%.
- Despite the price increases noted, the absolute price values were low to an extent that on average, all WFP cash transfer values (full ration, half ration and EVH) could enable beneficiaries buy an equivalent or more of the WFP in-kind food basket around Imvepi Settlement.

⇒ The WFP cash transfer values for full ration (UGX 31,000), half ration (UGX 17,000) and EVH (UGX 45,000) were higher than the quarter-1 average market transfer values by 19%, 16% and 30% respectively.

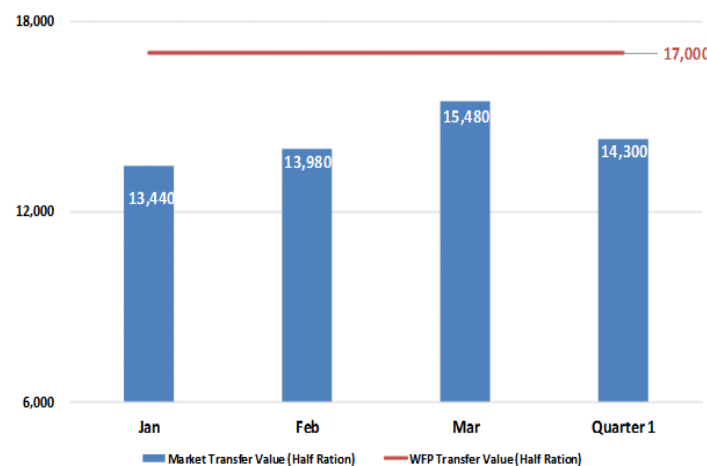
⇒ The low prices could be a result of low demand as most of the beneficiaries receive in-kind food assistance. Basically many are willing to sell some of their food ration to buy other household needs yet few are willing to buy more especially traders.



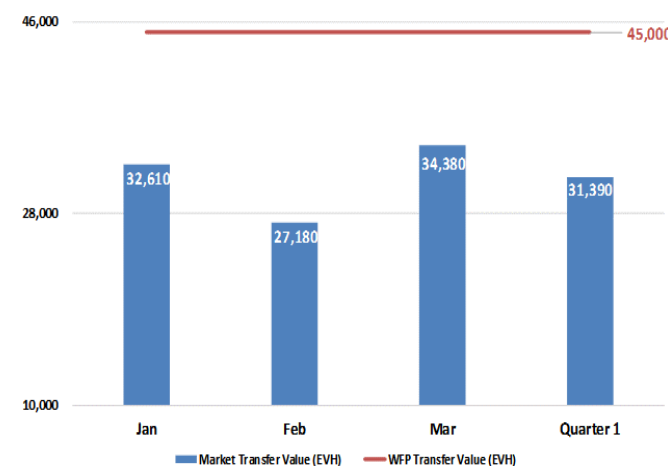
Full Ration Cash Transfer Value



Half Ration Cash Transfer Value



EVH Ration Cash Transfer Value



Refugee Price Monitoring January 2017—March 2018

Kyaka II, Rwamwanja, Kyangwali, Kiryandongo, Rhino Camp, Adjumani/Pakelle, Koboko, Bidi-bidi and Imvepi

Price Data January 2017– March 2018

Maize Grain															
Settlement	Jan-17	Feb-17	Mar-17	Apr-17	May-17	Jun-17	Jul-17	Aug-17	Sep-17	Oct-17	Nov-17	Dec-17	Jan-18	Feb-18	Mar-18
Adjumani/Pakelle Settlement	1,200	1,200	1,250	1,667	1,833	2,000	1,400	1,400	1,400	1,120	1,013	1,000	1,000	900	1,200
Arua/Rhino Camp Settlement	1,167	1,167	1,200	1,500	2,000	2,300	2,000	1,600	1,233	1,069	948	875	1,200	1,200	1,200
Kiryandongo Settlement	1,000	1,150	1,200	1,400	1,800	2,000	1,500	800	1,000	1,100	1,113	500	600	700	700
Kyaka II settlement	1,000	1,100	1,100	1,500	1,600	1,500	800	700	500	700	1,000	1,000	1,000	1,000	1,000
Rwamwanja Settlement	1,000	1,200	1,200	1,800	1,800	1,200	1,200	1,200	1,400	1,200	800	500	500	600	600
Kyangwali Settlement	1,000	1,100	1,200	1,500	1,500	1,200	800	800	800	700	700	700	550	575	650
Koboko													800	1,300	883
Bidi-bidi													567	689	1,200
Imvepi													650	700	750
Maize Flour															
Settlement	Jan-17	Feb-17	Mar-17	Apr-17	May-17	Jun-17	Jul-17	Aug-17	Sep-17	Oct-17	Nov-17	Dec-17	Jan-18	Feb-18	Mar-18
Adjumani/Pakelle Settlement	2,000	2,200	2,350	2,550	2,917	3,000	2,800	3,000	3,000	2,156	1,755	2,400	2,000	2,000	2,000
Arua/Rhino Camp Settlement	2,500	2,500	2,500	2,333	3,067	3,167	3,000	2,867	2,867	2,567	2,125	2,500	2,000	2,500	2,500
Kiryandongo Settlement	2,400	2,400	2,400	2,600	2,800	2,900	2,800	2,500	2,800	2,522	2,325	2,000	2,000	2,000	2,000
Kyaka II settlement	2,400	2,000	2,000	2,500	3,000	3,000	3,000	2,800	3,000	2,500	2,500	2,500	2,000	2,000	2,000
Rwamwanja Settlement	1,800	1,800	1,800	2,000	2,000	1,500	2,000	2,000	2,000	2,000	2,000	2,000	2,000	2,000	2,000
Kyangwali Settlement	1,867	2,367	2,500	2,300	2,000	1,500	1,500	1,500	1,500	1,500	1,500	1,500	1,650	1,850	1,850
Koboko													2,000	2,000	2,500
Bidi-bidi													1,333	1,367	1,500
Imvepi													1,500	1,000	1,500
Beans															
Settlement	Jan-17	Feb-17	Mar-17	Apr-17	May-17	Jun-17	Jul-17	Aug-17	Sep-17	Oct-17	Nov-17	Dec-17	Jan-18	Feb-18	Mar-18
Adjumani/Pakelle Settlement	2,500	2,550	2,650	3,000	3,167	2,500	2,500	2,500	2,800	2,777	2,709	2,700	3,000	3,000	2,500
Arua/Rhino Camp Settlement	2,333	2,500	2,533	2,500	2,333	2,567	2,467	2,500	2,600	2,438	2,596	2,500	3,000	3,000	3,200
Kiryandongo Settlement	2,800	3,000	3,000	3,000	3,000	3,000	2,500	2,500	2,500	2,667	2,092	2,500	2,500	2,500	2,500
Kyaka II settlement	2,500	3,000	3,000	3,000	2,500	2,400	2,500	2,200	2,500	2,000	1,867	3,000	3,000	3,000	2,500
Rwamwanja Settlement	3,000	3,000	3,000	3,000	3,000	2,000	2,500	3,000	2,500	2,000	2,000	1,600	1,900	2,100	2,250
Kyangwali Settlement	2,800	3,000	3,000	3,000	3,000	3,200	2,600	2,500	2,000	2,000	2,000	2,000	2,000	2,400	2,500
Koboko													1,900	2,300	2,300
Bidi-bidi													3,000	2,911	3,200
Imvepi													2,800	3,000	3,500
Millet Flour															
Settlement	Jan-17	Feb-17	Mar-17	Apr-17	May-17	Jun-17	Jul-17	Aug-17	Sep-17	Oct-17	Nov-17	Dec-17	Jan-18	Feb-18	Mar-18
Adjumani/Pakelle Settlement	2,500	2,500	2,800	3,500	4,000	4,000	4,000	4,000	4,000	3,157	3,417	3,800	4,000	4,000	4,000
Arua/Rhino Camp Settlement							3,500	3,500	3,500	4,000	3,500	4,000	4,000	4,000	4,000
Kiryandongo Settlement	2,500	2,000	2,000	2,500	3,000	3,500	3,500	3,500	3,500	4,383	4,375	4,500	2,000	3,000	3,500
Kyaka II settlement	3,200	3,000	3,000	3,000	3,800	3,800	3,600	3,200	3,600	3,600	4,000	4,000	3,600	4,000	4,000
Rwamwanja Settlement										3,000	2,800	3,000			
Kyangwali Settlement				3,000	3,000	4,000	4,000	4,000	4,000	4,000	4,000	4,000	4,000	4,000	4,000
Koboko													4,000	4,000	4,000
Bidi-bidi													4,000	4,000	4,000
Imvepi													3,000	3,000	3,500
Vegetable Oil															
Settlement	Jan-17	Feb-17	Mar-17	Apr-17	May-17	Jun-17	Jul-17	Aug-17	Sep-17	Oct-17	Nov-17	Dec-17	Jan-18	Feb-18	Mar-18
Adjumani/Pakelle Settlement	5,500	5,700	5,750	5,500	5,667	6,000	6,000	6,000	6,000	6,000	6,000	6,000	6,000	5,000	5,000
Arua/Rhino Camp Settlement	5,300	5,300	5,700	5,500	5,600	5,933	5,767	5,667	5,500	5,750	5,708	5,875	5,500	5,750	4,500
Kiryandongo Settlement	5,000	6,000	6,000	6,000	6,000	6,000	6,000	6,000	6,000	5,833	5,556	6,000	5,000	6,000	6,000
Kyaka II settlement	5,000	5,000	5,200	5,000	6,000	6,000	5,000	6,000	6,000	6,000	6,000	5,000	5,900	6,000	6,000
Rwamwanja Settlement	5,000	5,000	5,000	5,000	6,000	6,000	5,000	5,000	5,000	5,000	5,000	5,600	6,000	6,000	6,000
Kyangwali Settlement	5,000	5,000	5,000	6,000	6,000	5,600	5,000	6,000	6,000	6,000	6,000	6,000	6,000	6,000	6,000
Koboko													5,000	5,000	5,000
Bidi-bidi													4,800	4,889	5,000
Imvepi													5,000	5,000	4,500
Salt															
Settlement	Jan-17	Feb-17	Mar-17	Apr-17	May-17	Jun-17	Jul-17	Aug-17	Sep-17	Oct-17	Nov-17	Dec-17	Jan-18	Feb-18	Mar-18
Adjumani/Pakelle Settlement	1,300	1,400	1,400	1,267	1,267	1,200	1,200	1,200	1,200	1,352	1,325	1,200	1,200	1,200	1,200
Arua/Rhino Camp Settlement	1,267	1,267	1,400	1,400	1,400	1,400	1,400	1,400	1,400	1,300	1,263	1,250	1,300	1,200	1,200
Kiryandongo Settlement	1,200	1,200	1,200	1,200	1,200	1,200	1,200	1,200	1,200	1,233	1,200	1,200	1,200	1,200	1,200
Kyaka II settlement	1,200	1,200	1,200	1,200	1,200	1,400	1,200	1,200	1,200	1,200	1,200	1,200	1,200	1,200	1,200
Rwamwanja Settlement	1,200	1,200	1,200	1,200	1,200	1,200	1,200	1,200	1,200	1,200	1,200	1,200	1,200	1,200	1,200
Kyangwali Settlement	1,200	1,200	1,200	1,200	1,200	1,200	1,200	1,200	1,200	1,200	1,200	1,200	1,200	1,200	1,200
Koboko													1,200	1,200	1,200
Bidi-bidi													1,200	1,200	1,200
Imvepi													1,200	1,200	1,200

Ration

Food	Cereal Maize grain	Cereal Maize flour	Beans (Nambale)	Veg Oil	Millet flour (Pony CSS)	Salt
Full Ration	12	0	2.4	0.9	1.5	0.15
Half Ration	6	0	1.2	0.3	1.5	0.15
QVA Ration	0	11.7	2.1	0.9	1.5	0.15



World Food Programme

For further information please contact the AME unit WFP Uganda

Siddharth KRISHNASWAMY
Analysis Monitoring & Evaluation, Head.
siddharth.krishnaswamy@wfp.org

Hamidu TUSIIME
Food Security & Market Analyst
hamidu.tusiime@wfp.org

Edgar WABYONA
Programme Officer, AME
edga.wabyona@wfp.org

