



Tanzania Refugee Population Update

as of 30 June 2018



Key Figures

345,477*
Population of Concern

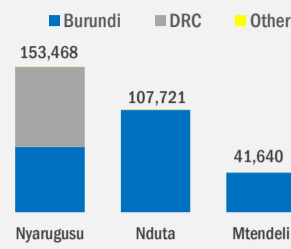
87.7%
302,829
Living in camps

5.6%
19,337
Living in settlements

6.7%
23,047
Living in villages

0.1%
264
Living in urban area

Camp-based population by country of origin

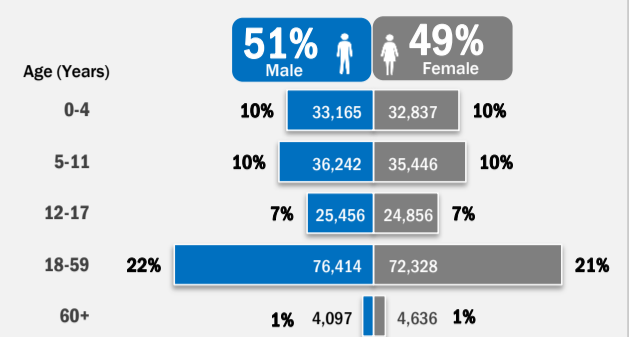


Age and Gender

77%
Women & children

54%
Children (0-17)

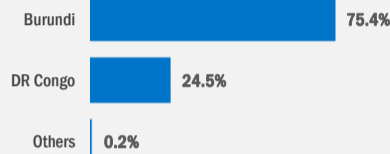
3%
Elderly (60+)



87%
302,291
Refugees

13%
43,186
Asylum-seekers

Country of origin



Durable Solutions

Voluntary return of Burundian refugees, 2017-2018

Total Return 34,483

57% Children (0-17)

80% Women & children

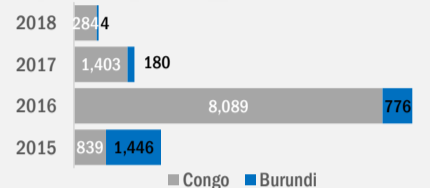
51% Female

49% Male

Local integration

162,156 former Burundian refugees (1972) granted citizenship by the Government of Tanzania in 2014.

Resettlement departures by country of origin, 2015-2018*

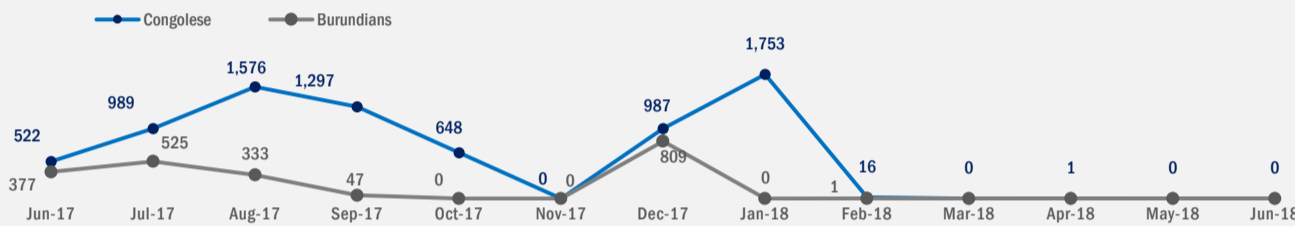


* Population of concern to UNHCR does not include the 162,156 former Burundian refugees (1972) granted citizenship by the Government of Tanzania.

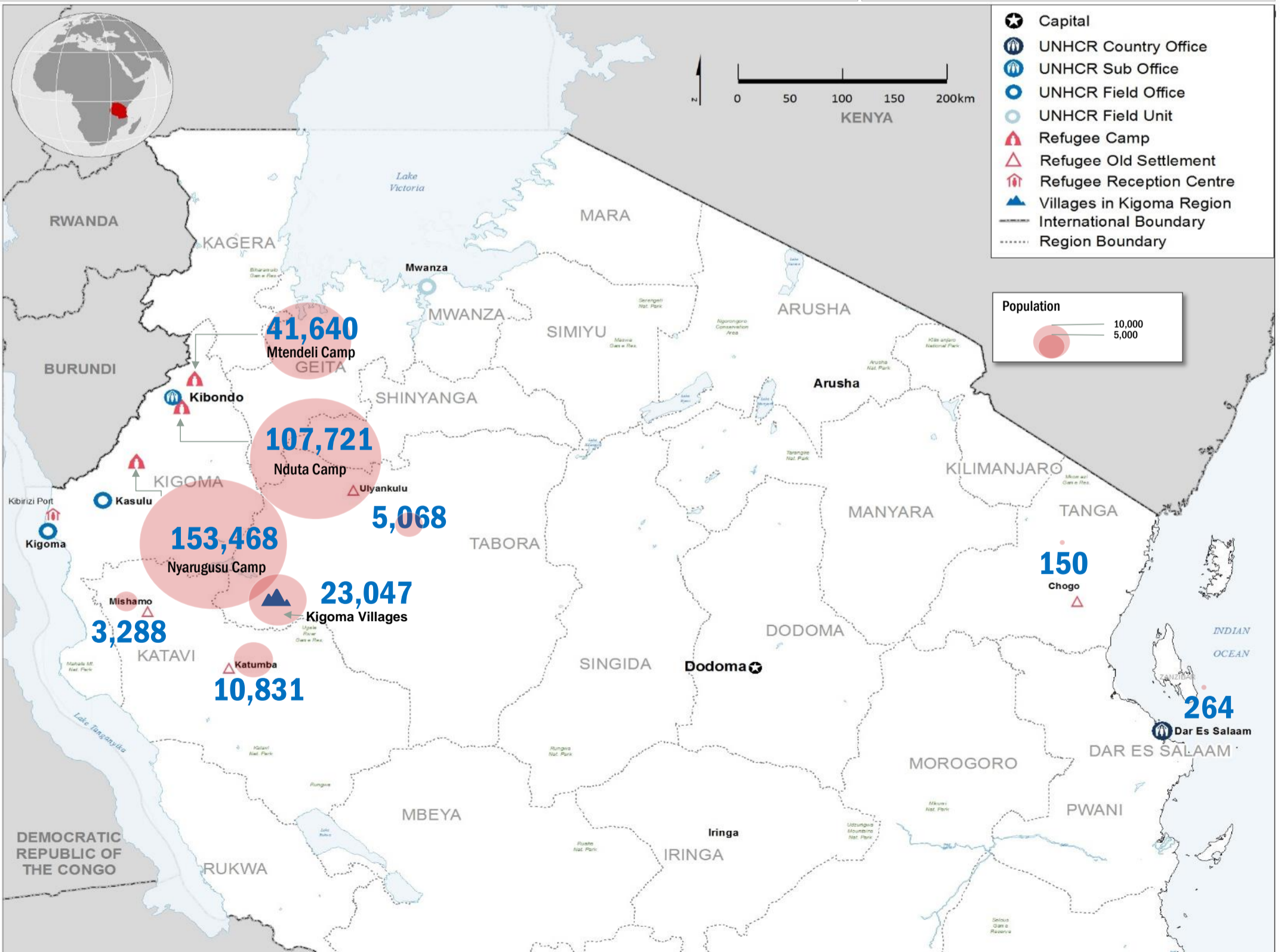
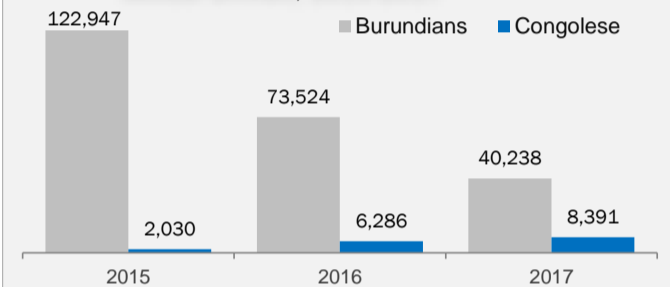
*Not included are 8 Rwandan refugees resettled in 2015 and 2016

Arrival Trends

Monthly new arrivals, June 2017- June 2018



Annual arrivals, 2015-2017



The boundaries and names shown and the designations used on this map do not imply official endorsement or acceptance by the United Nations. Sources: Boundaries: UNCS; Background: USGS; Data: Government of Tanzania, UNHCR.

For more information, please contact tankim@unhcr.org or visit: <https://data2.unhcr.org/en/situations/burundi/location/2034>.