



30,959

refugees & asylum-seekers

The total refugees & asylum-seekers include 497 persons from other countries mainly Syria (197), Tanzania (97), Eritrea (90) and other.

Destination	Ethiopia	Yemen	Other
Woq. Galbeed	11,775	5,406	335
Bari	5,252	2,539	16
Nugaal	1,129	90	4
Mudug	527	6	0
Togdheer	227	123	36
Awdal	31	157	7
Banadir	17	2,963	99
Sanaag	7	62	0
Sool	1	7	0
Mid. Shabelle	0	13	0
Low. Shabelle	0	8	0
Other	5	117	0
TOTAL	18,971	11,491	497

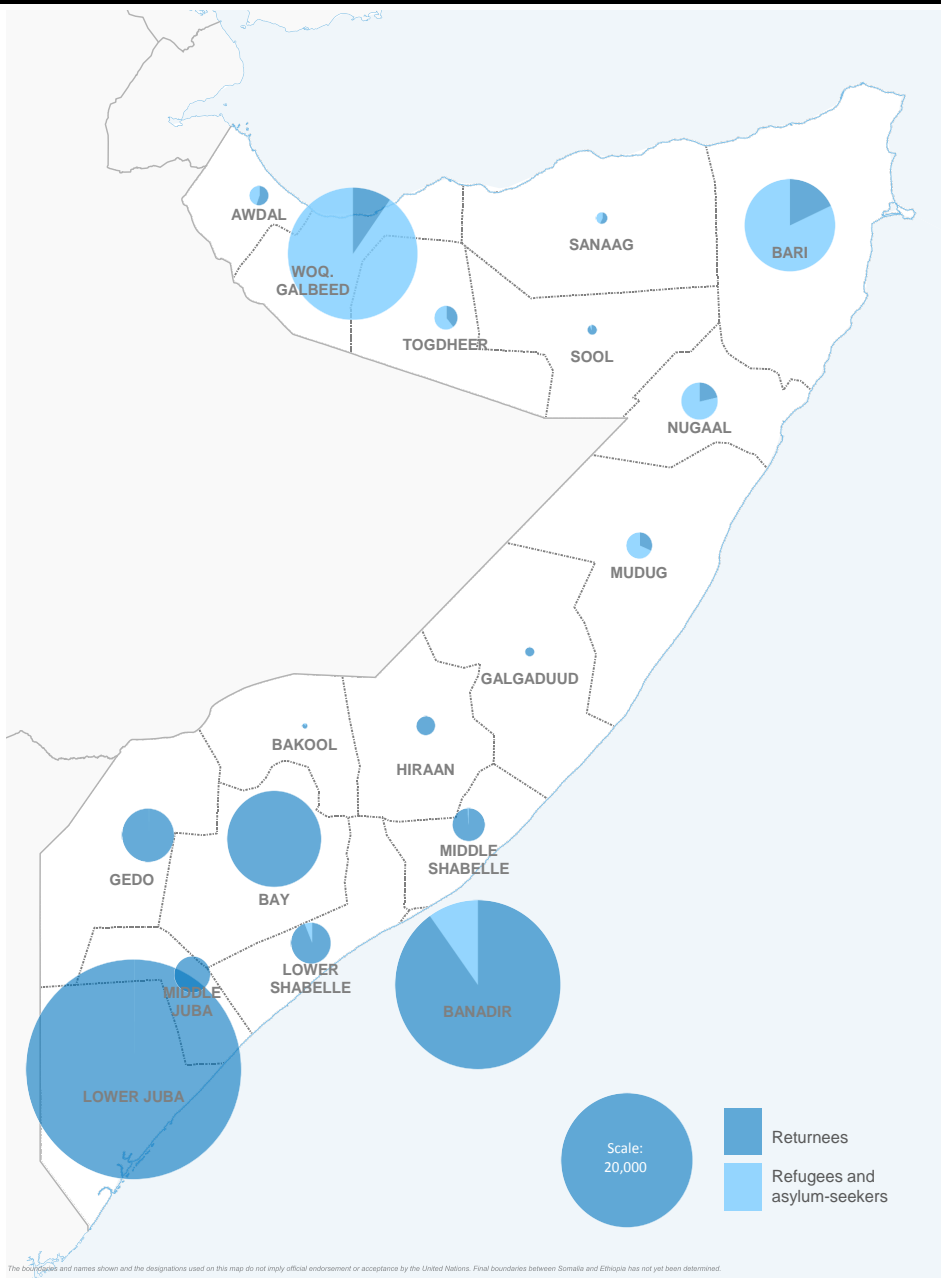


119,291

refugee returnees (2014 - 2018)

The total return figures include 880 returns from other countries such as Djibouti (600), Eritrea, Ethiopia, Pakistan and Cambodia. Total figure of returns from Yemen includes Somalia returnees who did not visit the UNHCR help desk but were recorded by authorities at the port.

Destination	Kenya	Yemen
Lower Juba	51,803	1,594
Banadir	14,405	14,161
Bay	9,147	1,081
Gedo	2,909	283
Middle Juba	1,514	3
Mid Shabelle	787	441
Lower Shabelle	117	1,654
Hiraan	37	387
Nugaal	13	318
Bari	12	1,698
Mudug	10	246
Other	26	2,697
Unreg. Yemen		13,078
TOTAL	80,770	37,641

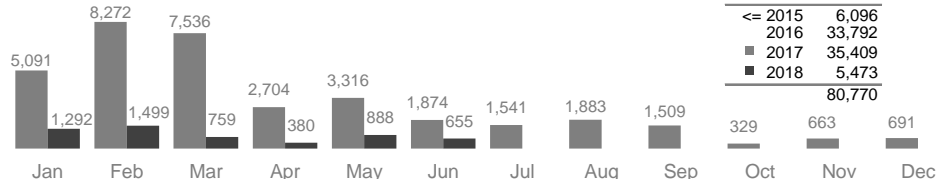


80,770

refugee returnees from Kenya (2014 - 2018)

Data on destinations for returnees from Kenya are generally based on the place of initial return. In the case of arrivals by road convoy in 2017, the final destination declared on arrival is used.

RETURNEES FROM KENYA BY MONTH

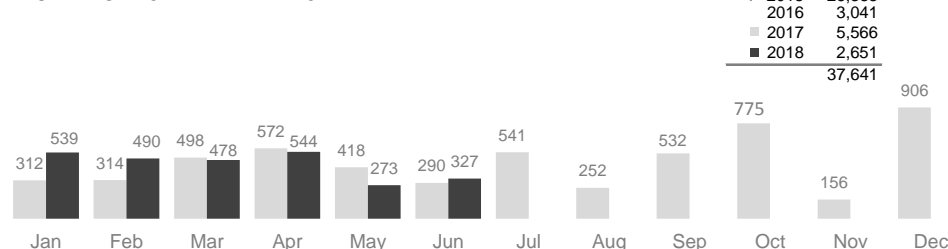


37,641

refugee returnees from Yemen (2015 - 2018)

For Somali returnees from Yemen, individual details are recorded by authorities at port of arrival and about 65% are registered by UNHCR Somalia. Destinations for returnees from Yemen are shown in the map only for this subset.

RETURNEES FROM YEMEN BY MONTH



** Registered returnees are unsupported spontaneous returnees who are registered on arrival

UNHCR is grateful for the generous contributions of donors who have directly contributed to the UNHCR Somalia operation in 2018

