

ITALY Sea arrivals dashboard

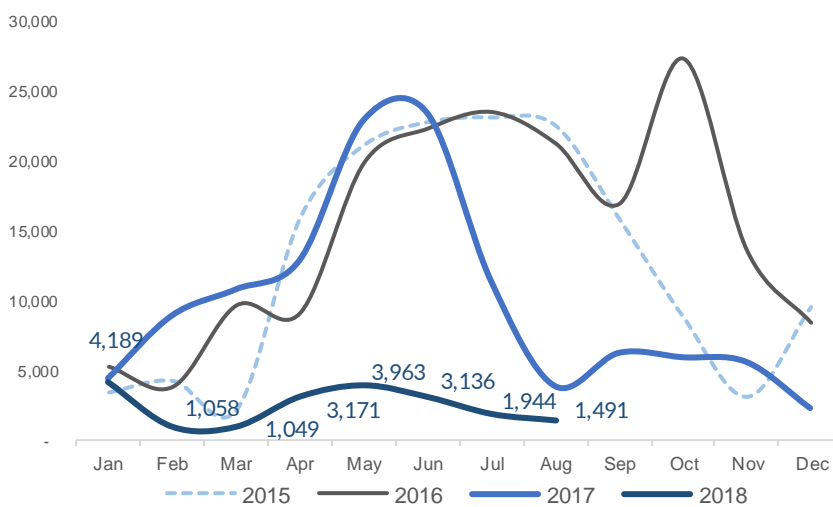
Overview

20,001 Jan - Aug 2018 ¹
99,127 Jan - Aug 2017 ¹

Between 1 January and 31 August 2018, 20,001 persons arrived in Italy by sea. This is an 80 per cent decrease compared to sea arrivals in the same period last year (99,127). Less than 1,500 persons disembarked on Italian shores in August 2018, a further reduction compared to over 1,900 sea arrivals in July 2018, over 3,100 in June 2018, and almost 4,000 in June 2018. The reduction is significant also when compared to the numbers of refugees and migrants crossing the sea to Italy in August 2017: despite decreasing sea arrivals from July 2017 onwards, 3,914 persons registered at landing points in August 2017.

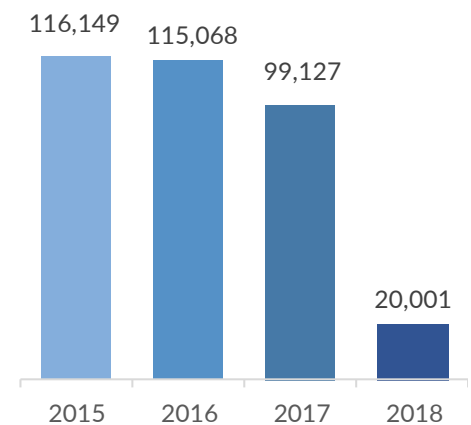
Monthly sea arrivals

January 2015 to August 2018



Yearly sea arrivals

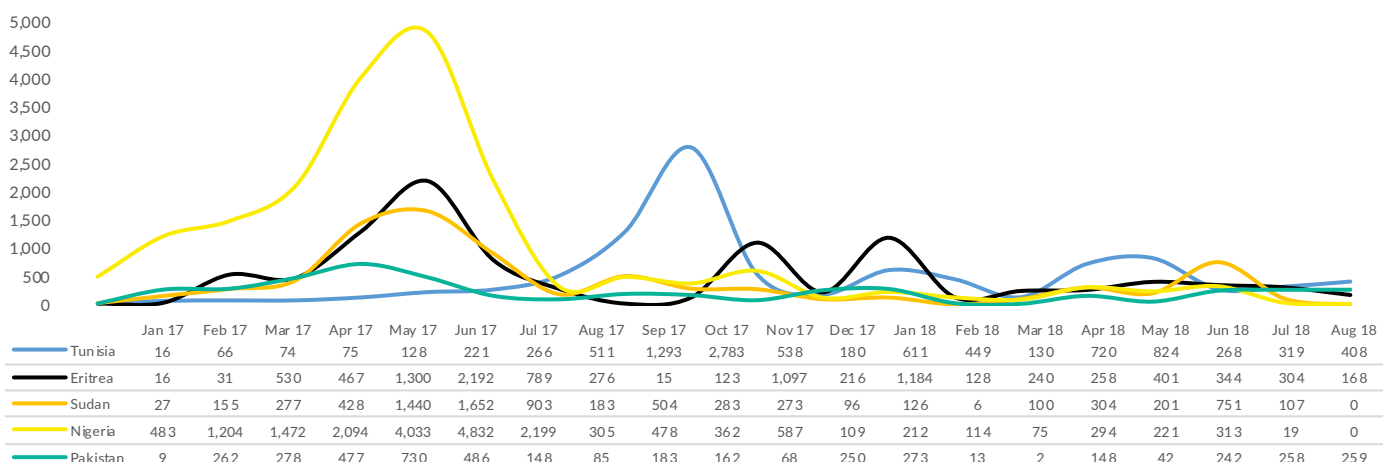
January to August, 2015-2018



Nationality of arrivals

Between 1 January and 31 August 2018, 19 per cent of arrivals originated from Tunisia, followed by Eritrea (15 per cent), Sudan (8 per cent), Nigeria (6 per cent), Pakistan (6 per cent), Iraq (6 per cent), Côte d'Ivoire (5 per cent), Mali (4 per cent), Algeria (4 per cent), and Guinea (4%). Despite an overall decrease in sea arrivals, the number of Tunisians arriving by sea between 1 January and 31 August 2018 (3,729) is much higher than numbers registered at landing points in the same period last year (1,357). This year so far, Eritrean and Sudanese arrivals have dropped in numbers, but they are proportionally higher compared to the same period last year, when they accounted for 6 per cent and 5 per cent of arrivals, respectively. Between 1 January and 31 August 2018, 3,027 Eritreans and 1,595 Sudanese landed in southern Italy, compared to 5,601, and 5,065, respectively, in the same period last year. Notably, Nigerian sea arrivals dropped from 16,622 in the January-August 2017 period to 1,248 in January-August 2018, while arrivals from Iraq and Algeria in 2018 so far are comparable to the January-August 2017 period.

Most common nationalities of arrivals - January 2017 to August 2018

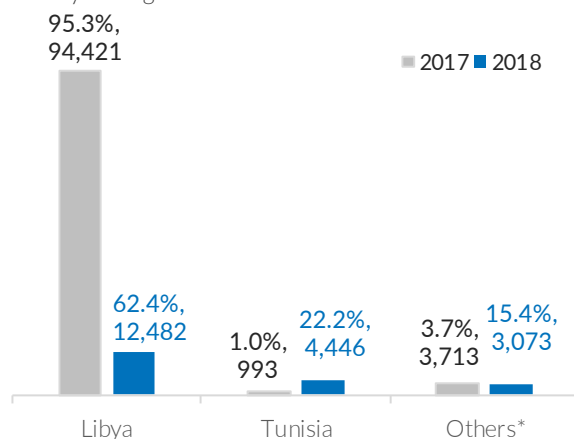


Country of embarkation and demographics of arrivals

Libya remains the main country of departure for persons arriving in Italy by sea. However, the proportion of sea arrivals departing from Libya has dropped significantly from 95.3 per cent in January-August 2017 to 62.4 per cent in January-August 2018. Furthermore, the proportion of departures from Tunisia has gradually increased, reaching 22.3 per cent in the first eight months of 2018, compared to 1 per cent in the same period last year. Another 15.4 per cent of sea arrivals embarked from other countries, including Turkey (9.8 per cent of all departures), Greece (3.7 per cent), and Algeria (1.9 per cent). Most vessels departing from Turkey and Greece arrived autonomously or were intercepted by the authorities just off the Italian coast, and transferred to port sites where persons subsequently underwent identification procedures.

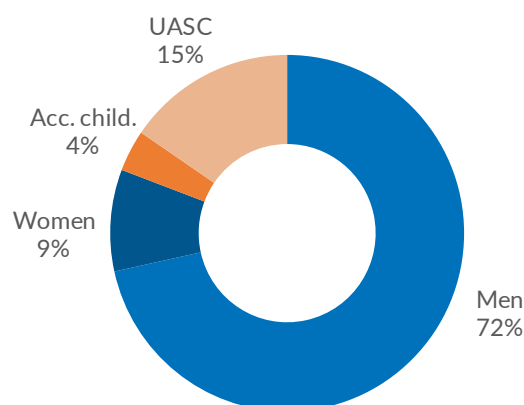
Country of embarkation

January to August 2017 and 2018



Demographics of arrivals

January to August 2018



* Others include Turkey and Greece

Between 1 January and 31 August 2018, most sea arrivals were men (72 per cent), followed by UASC (15 per cent), adult women (9 per cent) and accompanied children (3 per cent). Between 1 January and 31 August 2018, 3,092 UASC reached Italian shores. Further information on UASC arrivals in Italy can be found on the August 2018 *Italy – Unaccompanied and Separated Children (UASC) Dashboard*.

Nationality and demographics of arrivals – January to August 2018

