



Ministry of Labour Syrian Refugee Unit -- Monthly Progress Report

# Syrian Refugee Unit Work Permit Progress Report August 2018

Time frame	Report includes data gathered through Aug 31, 2018
Report compiled by	Syrian Refugee Unit at the Ministry of Labour
Date submitted	5/9/2018

## Introduction

This report was compiled by the Ministry of Labour's (MOL) Syrian Refugee Unit (SRU) and will provide the following:

- Total work permits issued to Syrian refugees.
- Disaggregation of work permits data by gender, type of permit, and location.
- Camp-specific work permits issuances.

January 1, 2016 to Aug 31, 2018	<b>112,686</b> permits issued
Aug, 2018	<b>3,832</b> permits issued
January 1, 2018 to Aug 31, 2018	<b>29,182</b> permits issued
<i>Of which issued from camps February 2017 to Aug 31, 2018</i>	<b>20,019</b> permits issued



Ministry of Labour Syrian Refugee Unit -- Monthly Progress Report

## Highlights

- 3,832 WP's were issued in Aug 2018, this figure shows increase than July 2018 of 3,451 WP's, and around last year average of 3893WP's.
- During Aug 2018, 799 flexible WP's were issued in the construction sector under the umbrella of the General Federation of Jordanian Trade Unions (GFJTU), with total of 16,179 WP's.
- 1,996 flexible WP's were issued in Aug 2018 in the agriculture sector under the umbrella of the cooperatives, with total of 38,529 WP's.
- The Seventh Grace Period for Syrian refugees Work Permits valid until 31December 2018.
- On June 3, 2018, the Ministry of Labour Issued a circular regarding the Cabinet decision on excluding Syrian Refugees working in the manufacturing sector from the reduction of foreign labour percentages reduction under the NEEP.
- Short-term WP's still inactive.



وزارة العمل

Ministry of Labour Syrian Refugee Unit -- Monthly Progress Report

## Analysis

### • Work Permit Issuances by Gender

Period	Male	Female	Total
January 1, 2016 to Aug 31, 2018	107,922 (96%)	4,764 (4%)	112,686
Aug 2018	3,668 (96%)	164 (4%)	3,832
January 1, 2018 to Aug 31, 2018	27,914 (96%)	1,268 (4%)	29,182
January 1, 2017 to Aug 31, 2017	23,620 (94%)	1,589 (6%)	25,209
January 1, 2016 to Aug 31, 2016	26,965 (99%)	391 (1%)	27,356

### • Work Permit Issuances by Type

Type	Aug 2018	Acc / 2018
First-Time Issuance	581	10,320
Renewal	2,495	12,833
Change of Workplace	707	5,554
Social Security Purposes <sup>1</sup>	12	288
Recruitment <sup>2</sup>	0	0
Temporary Permits <sup>3</sup>	37	187

<sup>1</sup>For purposes of collecting the social security entitlements, work permits may be renewed.

<sup>2</sup> Recruitment involves hiring non-Jordanian workers while they are still in their country of origin and bringing them to Jordan for work.

<sup>3</sup>Based on new instructions and a circular related to employment for cash-for-work projects, short-term work permits were introduced.



وزارة العمل

Ministry of Labour Syrian Refugee Unit -- Monthly Progress Report

• **Work Permit Issuances by Governorate**

Governorate	# w p Aug 2018	# w p 2018	Governorate	# w p Aug 2018	# w p 2018
Amman	905	12,046	Karak	35	487
Madaba	18	240	Ma'an	32	138
Irbid	1,492	7,565	Zarqa	1055	5,247
Jerash	220	2,448	Mafraq	47	531
Ajloun	3	114	Tafila	7	106
Balqa	18	257	Aqaba	0	3
<b>Aug 2018</b>	<b>3,832</b>				
<b>Acc 2018</b>	<b>29,182</b>				

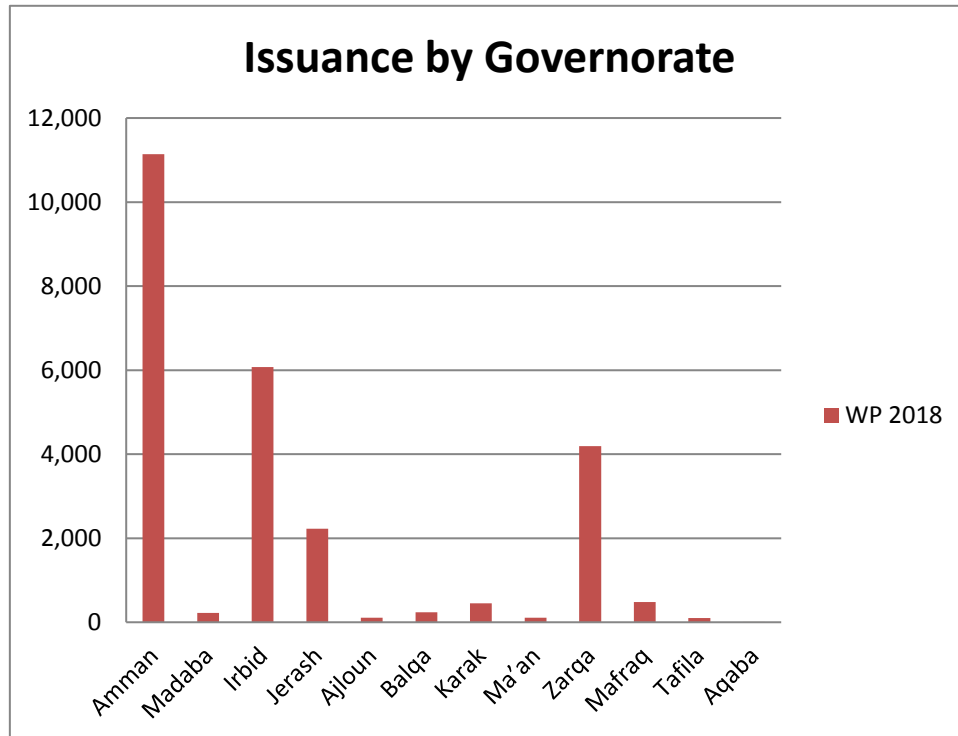


Figure 1: Work Permit Issuances by Governorate Acc 2018.



Ministry of Labour Syrian Refugee Unit -- Monthly Progress Report

• **Work Permits Aug 2018 by Economic Activity, comparing with Aug 2017.**

Economic Activity/Field	Aug 2017	Share of Work Permit Issuances	Aug 2018	Share of Work Permit Issuances	# WP's change
Agriculture, forestry, and fishing	3,263	57.5%	2,212	38.9%	-1,051
Mining and quarrying	4	0.1%	2	0.2%	-2
Manufacturing	381	13.6%	328	13.6%	-53
Electricity, gas, steam and air conditioning	0	0.0%	0	0.0%	0
Water supply, sewage, waste management activities	83	0.8%	2	0.1%	-81
Construction	570	2.6%	779	28.9%	209
Wholesale and retail trade; repair of motor vehicles	235	9.1%	149	7.7%	-86
Transportation and storage	2	0.3%	1	0.2%	-1
Hospitality and food service activities	276	9.3%	252	7.0%	-24
Information and communication	3	0.1%	2	0.0%	-1
Financial and insurance activities	0	0.0%	1	0.0%	1



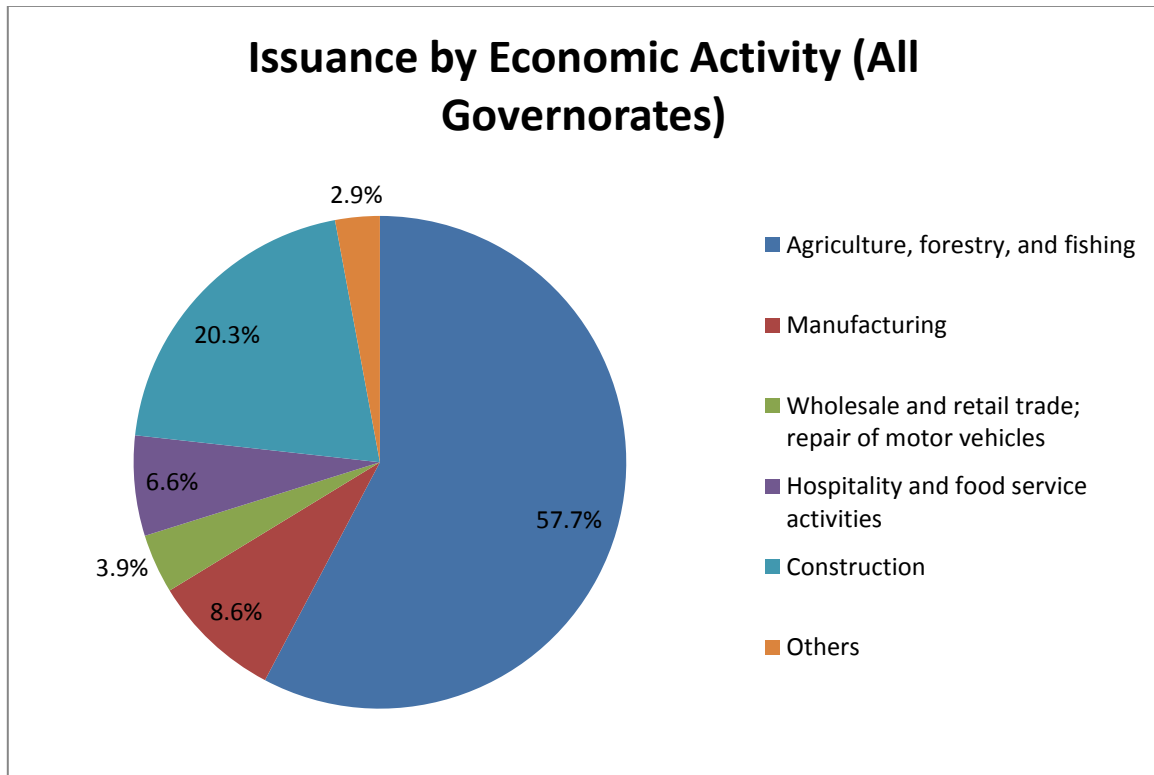
## Ministry of Labour Syrian Refugee Unit -- Monthly Progress Report

Real estate activities	1	0.1%	2	0.0%	1
Professional, scientific and technical activities	4	0.1%	1	0.1%	-3
Administrative and support service activities	87	1.3%	54	0.2%	-33
Public administration and defense; compulsory social	47	3.2%	8	1.2%	-39
Education	18	0.2%	12	0.2%	-6
Human health and social work activities	3	0.1%	2	0.1%	-1
Arts, entertainment and recreation	0	0.1%	4	0.0%	4
Other service activities	15	1.0%	14	0.6%	-1
Activities of households as employers; undifferentiated goods and services-producing activities of households for own use.	19	0.4%	7	0.4%	-12
Activities of extraterritorial organizations and bodies	1	0.0%	0	0.5%	-1
<b>Total</b>	<b>5,012</b>	<b>100.0%</b>	<b>3,832</b>	<b>100.0%</b>	<b>-1,180</b>

Work Permit Issuances by Economic Activity Aug 2018 comparing with Aug 2017



Ministry of Labour Syrian Refugee Unit -- Monthly Progress Report



• **Figure 2: Work Permit Issuances by Economic Activity Aug 2018.**



## Ministry of Labour Syrian Refugee Unit -- Monthly Progress Report

- **Work Permit Issuances by Camp**

Camp	Work Permits Issued
Azraq Camp	12,481
Za'atari Camp	6,723
Cyber Camp	47
Mreijeb Camp	725
Unknown or Old Record	43
<b>Total</b>	<b>20,019</b>

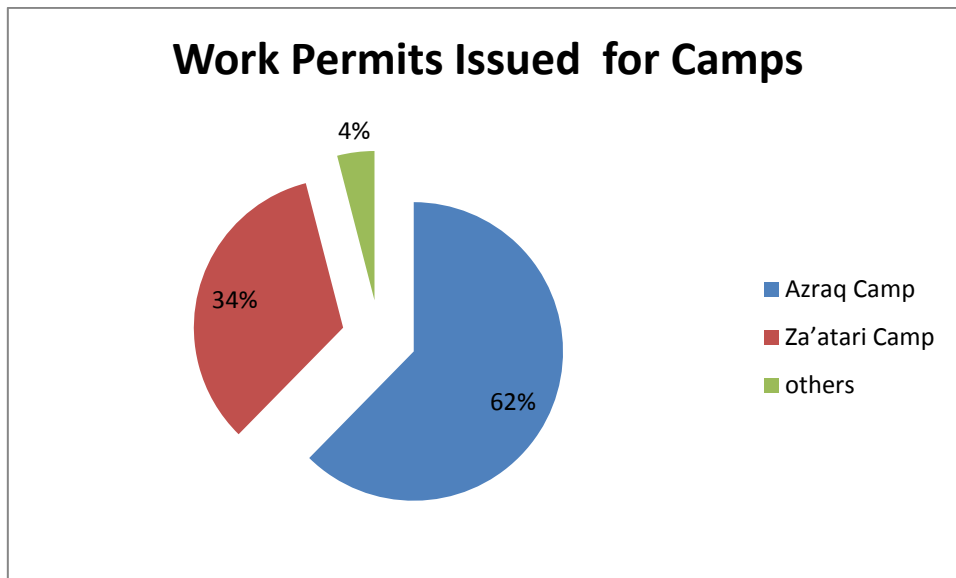


Figure3: Work Permit Issuances by Camp (1/2/2017 to 31/8/2018)