


SOUTH SUDAN REGIONAL REFUGEE RESPONSE PLAN

Kenya: 2018 Mid Year Report

January - June 2018

PROTECTION

 **100%**
South Sudanese refugees **registered** on an individual basis

20% increase in **identification of SGBV** cases due to innovative tools and coordinated response mechanism 

 **12%**
children with specific needs from South Sudan received individual case management by June 2018


EDUCATION

 **2 new schools opened** for new arrivals


 **3 schools registered** with authorities

 **The lack of facilities, teachers & materials remains a major challenge in Kakuma, with:**
84 children per teacher
134 children per classroom
4 children per textbook + 6 per desk


FOOD

 **100%** of South Sudanese refugees in Kakuma **received full ration food assistance** (vouchers)


 **>90%** coverage of nutrition programmes

 Unreliable supply of corn soya blend (the only source of micronutrients in the food basket)

HEALTH AND NUTRITION

 **Under-five mortality rate in Kakuma:**
0.6/1,000/month
(against SPHERE standard of 3/1,000/month)

100% new arrivals screened for malnutrition & received treatment

 **107 consultations** per qualified clinician per day
(above standard of 50/clinician/day)

LIVELIHOODS AND ENVIRONMENT

1,378 refugees & **249** host community members benefited from business development interventions 

99 refugee and host community youths provided with job opportunities in clean energy sector through private sector engagement 

Difficulties in accessing **bank loans & business grants** for refugees 


SHELTER AND NFIs

487  **semi-permanent shelters converted to permanent** in Kalobeyei settlement

463  **semi-permanent shelters constructed** for new arrivals settled in Kakuma camp

200  **households need shelter**

WATER, SANITATION AND HYGIENE

1,474m of pipelines installed 

50  tap stands were constructed

 **75%** latrines need to be replaced