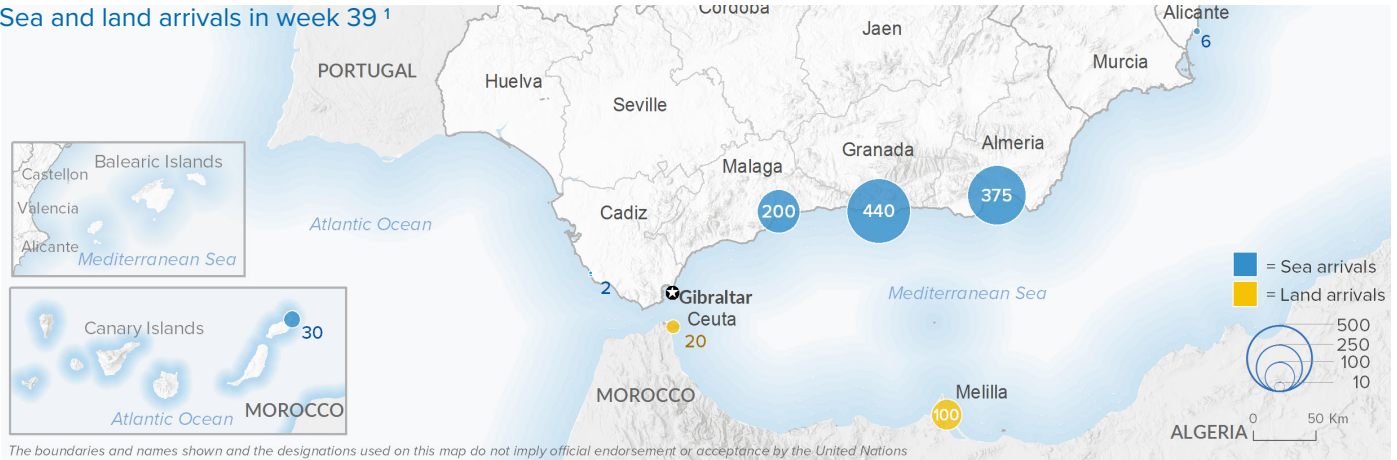


SPAIN Weekly snapshot - Week 39 (24 - 30 Sep 2018)

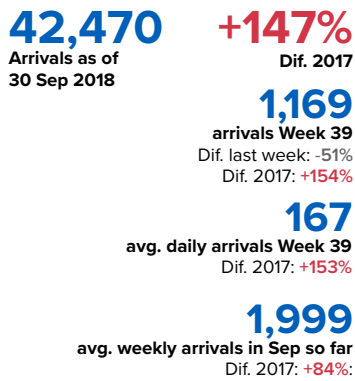
The charts below are based on figures from the Ministry of Interior and UNHCR estimates. All figures are provisional and subject to change

Sea and land arrivals in week 39 ¹

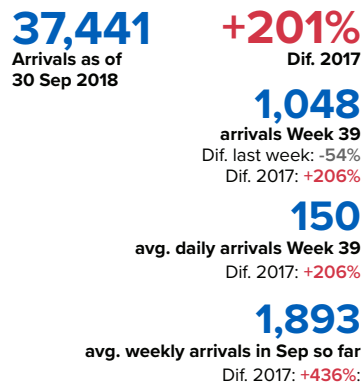


The boundaries and names shown and the designations used on this map do not imply official endorsement or acceptance by the United Nations

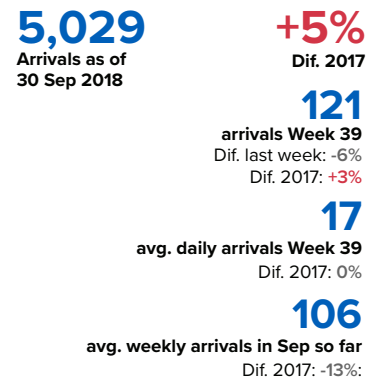
Total Sea and Land ¹




Sea ¹



Land (Ceuta & Melilla) ¹

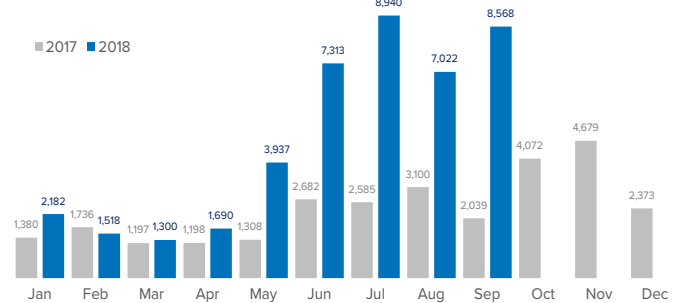


Sea and land arrivals during the last five weeks ²

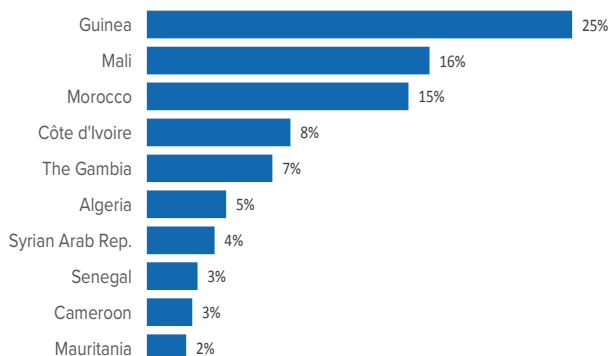


27 Aug - 2 Sep 3 Sep - 9 Sep 10 Sep - 16 Sep 17 Sep - 23 Sep 24 Sep - 30 Sep

Arrivals per month ²



Most common nationalities, Jan-Aug 2018 ²



Demographic breakdown, Jan-Aug 2018 ²

