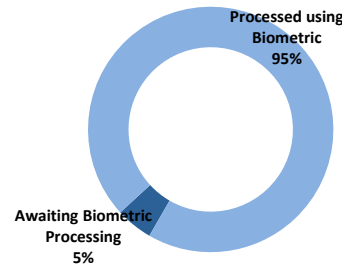


Total Active Registered Persons Of Concern **20,838**

Urban **20,838** **100.0%**

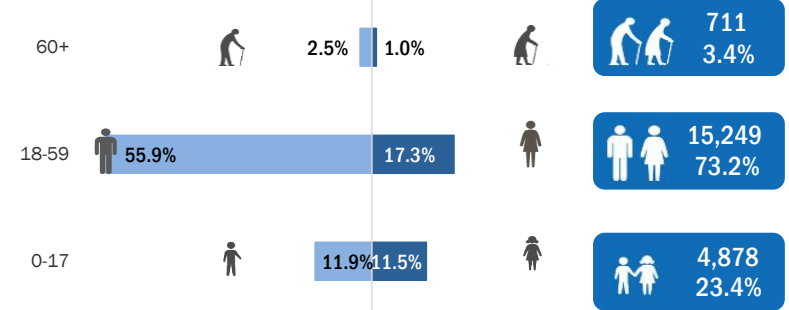
Camps **0** **0.0%**

Biometric Statistics (IRIS)



UNHCR Jordan

Age-Gender Breakdown



Standard Age and Gender

Age	0-4	5-11	12-17	18-35	36-59	60+	Total	%
Female	823	969	602	2,400	1,202	199	6,195	29.7%
Male	854	942	688	8,149	3,498	512	14,643	70.3%
Total	1,677	1,911	1,290	10,549	4,700	711	20,838	100%

Origion Country

Country	Count	%
YEM	12,967	62.2%
SUD	5,307	25.5%
SOM	810	3.9%
Other*	1,754	8.4%

Specific Needs

Need	Count	%
Serious medical condition	1,937	9.3%
Disability	902	4.3%
Specific legal and physical protection needs	747	3.6%
Woman at risk	558	2.7%
Child at risk	351	1.7%
Single parent	252	1.2%
Older person at risk	101	0.5%
Unaccompanied or separated child	88	0.4%
Individuals with Specific Needs	3,788	18.2%
Total	4,936	23.7%

Arrivals**

Year	Count	%
Pre-2011	1,743	8.4%
2011	648	3.1%
2012	1,290	6.2%
2013	2,718	13.0%
2014	2,259	10.8%
2015	3,765	18.1%
2016	1,699	8.2%
2017	2,281	10.9%
2018	3,284	15.8%

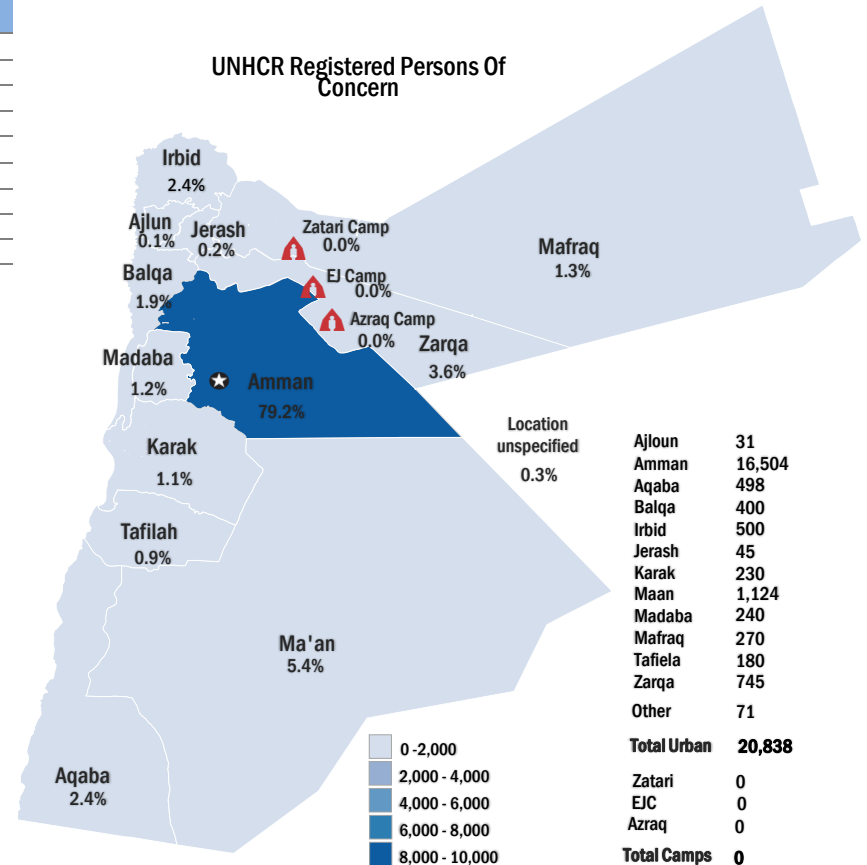
Registration Trend

Year	Count	%
2011	857	2.9%
2012	1,564	5.4%
2013	4,684	16.1%
2014	2,828	9.7%
2015	4,347	14.9%
2016	3,536	12.1%
2017	5,590	19.2%
2018	5,744	19.7%

* An individual can have more than one specific need

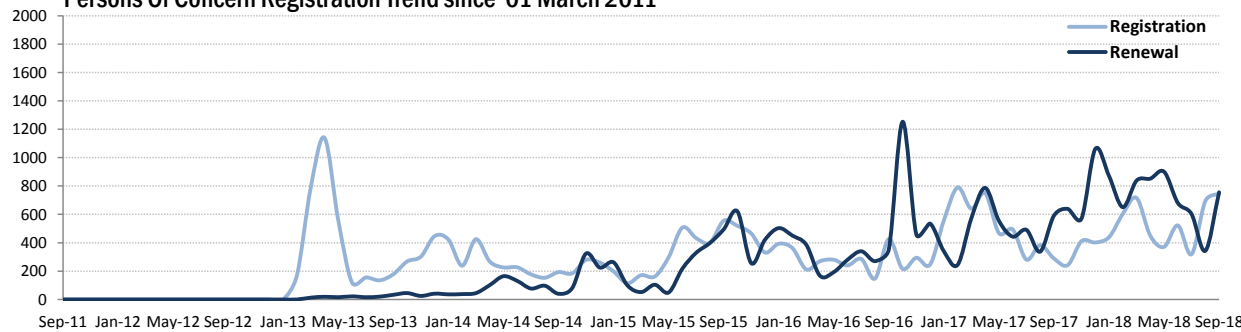
**The new arrivals excludes newborn babies who will be represented under the registration trend.

UNHCR Registered Persons Of Concern



* Coloured map only reflects refugees living outside camps.

Persons Of Concern Registration Trend since 01 March 2011



* Other nationalities include among others (ARE,LBY,LEB,ETH,RUS...)

**The new arrivals excludes newborn babies who will be represented under the registration trend.

DAG Jordan

Interagency Portal: <http://data.unhcr.org/Syrianrefugees>

UNHCR on the web: <http://www.unhcr.org>

UNHCR on Social network: <http://www.facebook.com/UNHCRJordan> ; <http://twitter.com/ZaatariCamp>