

INTENTIONS SURVEY

IDPs IN FORMAL CAMPS ANBAR GOVERNORATE

CONTEXT AND METHODS

Between late 2013 and 2017, intensification of conflict in north and central Iraq has resulted in large scale displacement with 1.9 million internally displaced persons (IDPs) identified across Iraq as of August 2018.¹ This includes approximately 94,000 households that reside in 128 formal IDP camps.² In Anbar governorate, approximately 10,200 IDP households are estimated to be in formal IDP camps.²

2018 has seen increased numbers of IDPs returning to their area of origin (AoO) across Iraq.³ These displacement and return trends have highlighted the need for data on intentions to return, in order to understand barriers to returning, as well as requisite conditions for safe and voluntary returns. To address this information gap, REACH, in partnership with the Iraq CCCM Cluster, conducted an intentions survey in formal camps containing 100 or more IDP households from 2 July to 7 August.⁴

A total of 3,517 households were interviewed across 55 camps in 10 governorates. A total of 330 household level interviews were conducted across 5 IDP camps in Anbar governorate. Households were randomly sampled at the camp level to a 90% confidence level and a 10% margin of error.

This factsheet presents findings for IDPs displaced in Anbar governorate. At the governorate level, findings are representative to a 94% confidence level and a 6% margin of error. This level is guaranteed for all questions that apply to the entire surveyed population. Findings relating to a subset of the population may have a higher margin of error, or may be indicative only.⁵

Full details on the methodology are included in the [Terms of Reference](#).

MOVEMENT INTENTIONS

Intentions for the 3 months following data collection:



76%
9%
0%
15%

Remain in current location
Return to AoO
Move to another location
Do not know

Intentions for the 12 months following data collection:



50%
21%
0%
29%

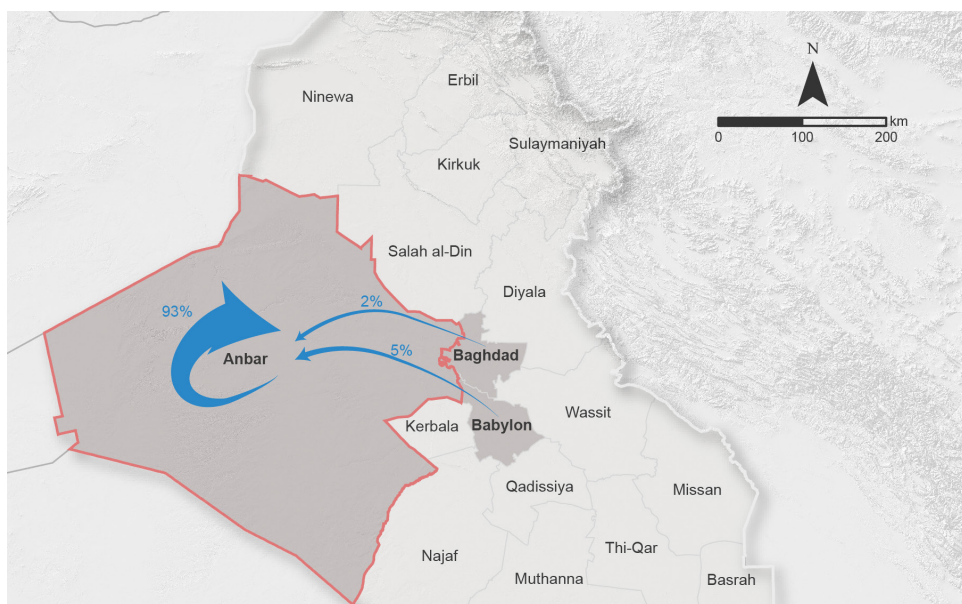
Of those intending to return to their AoO in the 12 months following data collection, the top three reasons were:

1. Security situation in AoO is stable (47%)
2. Emotional desire to return (32%)
3. Limited services in area of displacement (26%)

Of those not intending to return in the 12 months following data collection, the top three reasons were:

1. Home has been damaged/destroyed (55%)
2. Lack of finance (46%)
3. Lack of livelihood opportunities (36%)

IDPS IN FORMAL CAMPS: GOVERNORATES OF ORIGIN



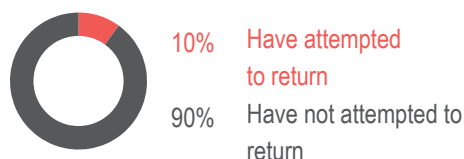
Note: values represent the percentage of households in governorate of displacement, from the different governorates of origin.

¹IOM, Displacement Tracking Matrix (August 2018).
²National CCCM Cluster Reporting, as of September 2018.
³According to the Iraq Humanitarian Response Plan 2018.

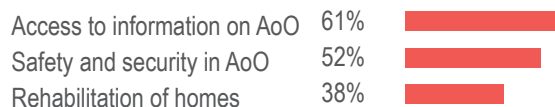
⁴Based on national CCCM Cluster Reporting on camp population.
⁵Minimum confidence level of 90% and margin of error of 10% to be representative, with anything below indicative. Respondents could select multiple options. Therefore, results may exceed 100%.

PRIMARY NEEDS AND BARRIERS TO RETURN

Proportion of households where a member has attempted to return since the first displacement:



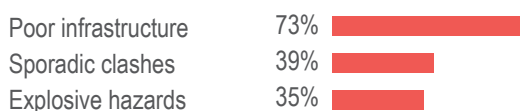
Top three issues that households reported would support return to AoO:^{*}



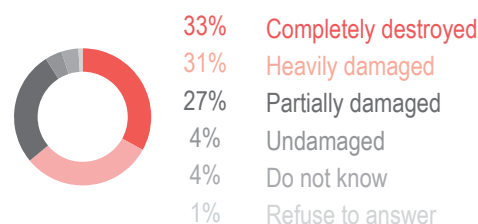
PERCEPTION OF CONDITIONS IN AoO

42% of households consider their AoO to currently not be safe.

Of those who considered their AoO to currently not be safe, the top three reasons for perceived lack of safety in AoO were:^{*}



Reported level of damage to home in AoO:



SERVICES IN AoO

Reported availability of basic services:

13% Some basic services
13% Do not know
74% None



Of those reporting some basic services available in their AoO, the top three available services were: **water (96%), electricity (85%), healthcare (66%).**^{*}

Reported availability of livelihood opportunities:

23% Some livelihood opportunities
7% Do not know
70% None



Of those reporting the availability of livelihood opportunities in their AoO, the top three employment sectors were: **agriculture (66%), government (47%), vocational (42%).**^{*}

ASSISTANCE IN AoO

Reported availability of assistance:

3% Some assistance provided
27% Do not know
70% None



Of those reporting availability of assistance in their AoO, the two types of assistance were: **food assistance (7/7) and cash assistance (2/7).**^{*6}

Of those reporting that assistance was provided in their AoO, the two reported providers of assistance were: **humanitarian actors (5/7) and local authorities (3/7).**^{*6}

^{*} Respondents could select multiple options. Therefore, results may exceed, or be less than 100%.

^{*6} Findings are based on a small subset of the sample population and are therefore considered indicative rather than statistically generalizable to all households in the governorate. As such, findings are reported as numbers of households and not percentages.

INTENTIONS SURVEY

IDPs IN FORMAL CAMPS BAGHDAD GOVERNORATE

CONTEXT AND METHODS

Between late 2013 and 2017, intensification of conflict in north and central Iraq has resulted in large scale displacement with 1.9 million internally displaced persons (IDPs) identified across Iraq as of August 2018.¹ This includes approximately 94,000 households that reside in 128 formal IDP camps.^{1,2} In Baghdad governorate, approximately 900 IDP households are estimated to be in formal IDP camps.²

2018 has seen increased numbers of IDPs returning to their area of origin (AoO) across Iraq.³ These displacement and return trends have highlighted the need for data on intentions to return, in order to understand barriers to returning, as well as requisite conditions for safe and voluntary returns. To address this information gap, REACH, in partnership with the Iraq CCCM Cluster, conducted an intentions survey in formal camps containing 100 or more IDP households from 2 July to 7 August.⁴

A total of 3,517 households were interviewed across 55 camps in 10 governorates. A total of 175 household level interviews were conducted across 4 IDP camps in the Baghdad governorate. Households were randomly sampled at the camp level to a 90% confidence level and a 10% margin of error.

This factsheet presents findings for IDPs displaced in Baghdad governorate. At the governorate level, findings are representative to a 94% confidence level and a 6% margin of error. This level is guaranteed for all questions that apply to the entire surveyed population. Findings relating to a subset of the population may have a higher margin of error, or may be indicative only.⁵

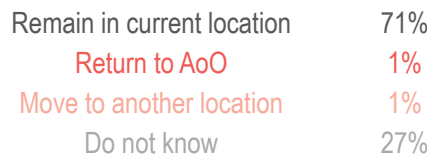
Full details on the methodology are included in the [Terms of Reference](#).

MOVEMENT INTENTIONS

Intentions for the 3 months following data collection:



Intentions for the 12 months following data collection:



Of those intending to return to their AoO in the 12 months following data collection, the top three reasons were:⁶

1. To secure personal housing, land and property (3/4)
2. Emotional desire to return (2/4)
3. Other family / community members have returned (2/4)

Of those not intending to return in the 12 months following data collection, the top three reasons were:^{*}

1. Home has been damaged/destroyed (67%)
2. Lack of livelihood opportunities (41%)
3. Lack of finance (38%)

IDPS IN FORMAL CAMPS: GOVERNORATES OF ORIGIN



¹IOM, Displacement Tracking Matrix (August 2018).

²National CCCM Cluster Reporting, as of September 2018.

³According to the Iraq Humanitarian Response Plan 2018.

⁴Based on national CCCM Cluster Reporting on camp population.

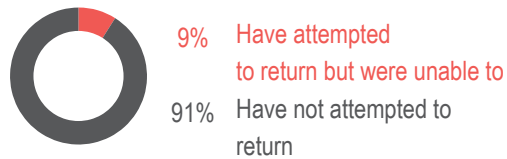
⁵Minimum confidence level of 90% and margin of error of 10% to be representative, with anything below indicative.

⁶Findings are based on a small subset of the sample population and are therefore considered indicative rather than statistically generalizable to all households in the governorate. As such, findings are reported as numbers of households and not percentages.


^{*}Respondents could select multiple options. Therefore, results may exceed 100%.

PRIMARY NEEDS AND BARRIERS TO RETURN

Proportion of households where a member has attempted to return since the first displacement:



Top three issues that households reported would support return to AoO:⁶



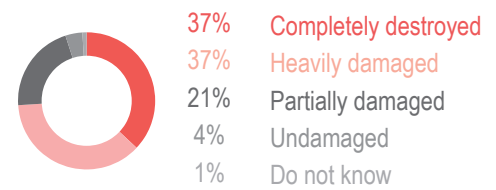
PERCEPTION OF CONDITIONS IN AoO

47% of households consider their AoO to currently not be safe.

Of those who considered their AoO to currently not be safe, the top three reasons for perceived lack of safety in AoO were:⁶



Reported level of damage to home in AoO:



SERVICES IN AoO

Reported availability of basic services:

7% Some basic services
16% Do not know
76% None



Of those reporting some basic services available in their AoO, the top three available services were: **water (11/11), electricity (11/11), healthcare (8/11).**⁶

Reported availability of livelihood opportunities:

8% Some livelihood opportunities
12% Do not know
80% None



Of those reporting the availability of livelihood opportunities in their AoO, the top three employment sectors were: **construction (7/12), government (7/12), agriculture (7/12).**⁶

ASSISTANCE IN AoO

Reported availability of assistance:

10% Some assistance provided
26% Do not know
64% None



Of those reporting availability of assistance in their AoO, the top three types of assistance were: **food assistance (13/15), cash assistance (4/15), NFI distributions (3/15).**⁶

Of those reporting that assistance was provided in their AoO, the only reported providers of assistance were: **local authorities (15/15).**⁶

⁶ Respondents could select multiple options. Therefore, results may exceed, or be less than 100%.
⁶ Findings are based on a small subset of the sample population and are therefore considered indicative rather than statistically generalizable to all households in the governorate. As such, findings are reported as numbers of households and not percentages.

INTENTIONS SURVEY

IDPs IN FORMAL CAMPS DAHUK GOVERNORATE

CONTEXT AND METHODS

Between late 2013 and 2017, intensification of conflict in north and central Iraq has resulted in large scale displacement with 1.9 million internally displaced persons (IDPs) identified across Iraq as of August 2018.¹ This includes approximately 94,000 households that reside in 128 formal IDP camps.^{1,2} In Dahuk governorate, approximately 25,400 IDP households are estimated to be in formal IDP camps.²

2018 has seen increased numbers of IDPs returning to their area of origin (AoO) across Iraq.³ These displacement and return trends have highlighted the need for data on intentions to return, in order to understand barriers to returning, as well as requisite conditions for safe and voluntary returns. To address this information gap, REACH, in partnership with the Iraq CCCM Cluster, conducted an intentions survey in formal camps containing 100 or more IDP households from 2 July to 7 August.⁴

A total of 3,517 households were interviewed across 55 camps in 10 governorates. A total of 1,082 household level interviews were conducted across 16 IDP camps in Dahuk governorate. Households were randomly sampled at the camp level to a 90% confidence level and a 10% margin of error.

This factsheet presents findings for IDPs displaced in Dahuk governorate. At the governorate level, findings are representative to a 95% confidence level and a 5% margin of error. This level is guaranteed for all questions that apply to the entire surveyed population. Findings relating to a subset of the population may have a higher margin of error, or may be indicative only.⁵

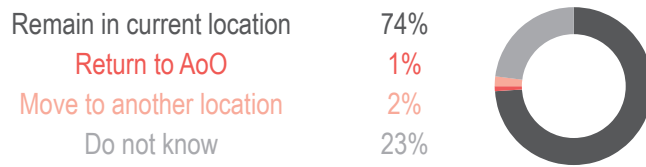
Full details on the methodology are included in the [Terms of Reference](#).

MOVEMENT INTENTIONS

Intentions for the 3 months following data collection:



Intentions for the 12 months following data collection:



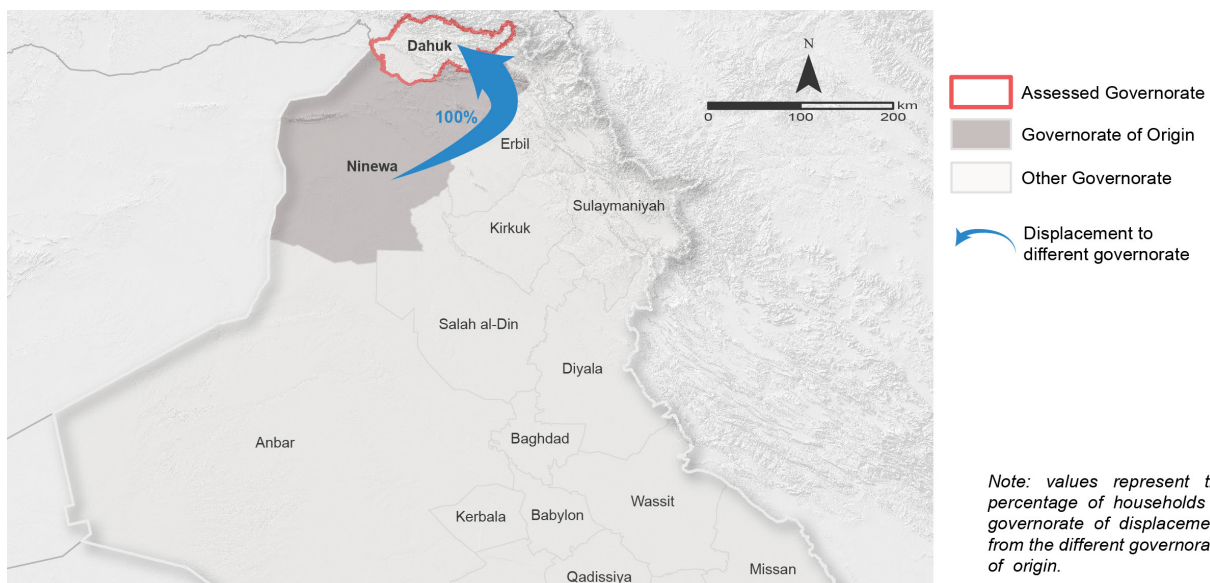
Of those intending to return to their AoO in the 12 months following data collection, the top three reasons were:⁶

1. Security situation in area of origin is stable (6/14)
2. Limited services in area of displacement (4/14)
3. Emotional desire to return (3/14)

Of those not intending to return in the 12 months following data collection, the top three reasons were:^{*}

1. Lack of security forces (46%)
2. Fear of discrimination (46%)
3. Home has been damaged/destroyed (31%)

IDPS IN FORMAL CAMPS: GOVERNORATES OF ORIGIN



¹IOM, Displacement Tracking Matrix (August 2018).

²National CCCM Cluster Reporting, as of September 2018.

³According to the Iraq Humanitarian Response Plan 2018.

⁴Based on national CCCM Cluster Reporting on camp population.

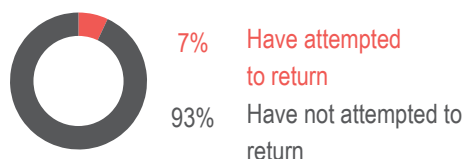
⁵Minimum confidence level of 90% and margin of error of 10% to be representative, with anything below indicative.

⁶Findings are based on a small subset of the sample population and are therefore considered indicative rather than statistically generalizable to all households in the governorate. As such, findings are reported as numbers of households and not percentages.

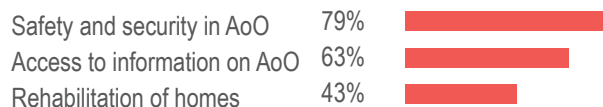
^{*}Respondents could select multiple options. Therefore, results may exceed 100%.

PRIMARY NEEDS AND BARRIERS TO RETURN

Proportion of households where a member has attempted to return since the first displacement:



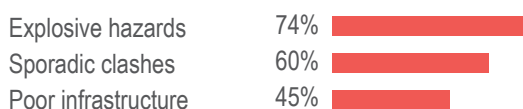
Top three issues that households reported would support return to AoO:^{*}



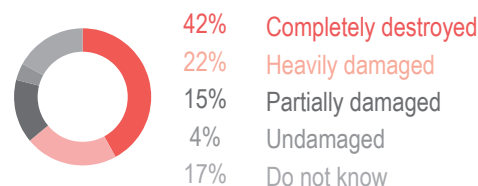
PERCEPTION OF CONDITIONS IN AoO

76% of households consider their AoO to currently not be safe.

Of those who considered their AoO to currently not be safe, the top reported reasons for perceived lack of safety in AoO were:^{*}



Reported level of damage to home in AoO:



SERVICES IN AoO

Reported availability of basic services:

26% Some basic services
24% Do not know
50% None



Of those reporting some basic services available in their AoO, the top three available services were: **electricity (97%), water (44%), education (24%).**^{*}

Reported availability of livelihood opportunities:

22% Some livelihood opportunities
17% Do not know
61% None



Of those reporting the availability of livelihood opportunities in their AoO, the top three employment sectors were: **agriculture (45%), government (37%), construction (14%).**^{*}

ASSISTANCE IN AoO

Reported availability of assistance:

12% Some assistance provided
37% Do not know
51% None



Of those reporting availability of assistance in their AoO, the top three types of assistance were: **food assistance (86%), NFI distributions (34%), cash assistance (14%).**^{*}

Of those reporting that assistance was provided in their AoO, the top three providers of assistance were: **humanitarian actors (94%), local authorities (9%), security actors (5%).**^{*}

^{*} Respondents could select multiple options. Therefore, results may exceed, or be less than 100%.

INTENTIONS SURVEY

IDPs IN FORMAL CAMPS DIYALA GOVERNORATE

CONTEXT AND METHODS

Between late 2013 and 2017, intensification of conflict in north and central Iraq has resulted in large scale displacement with 1.9 million internally displaced persons (IDPs) identified across Iraq as of August 2018.¹ This includes approximately 94,000 households that reside in 128 formal IDP camps.^{1,2} In Diyala governorate, approximately 500 IDP households are estimated to be in formal IDP camps.²

2018 has seen increased numbers of IDPs returning to their area of origin (AoO) across Iraq.³ These displacement and return trends have highlighted the need for data on intentions to return, in order to understand barriers to returning, as well as requisite conditions for safe and voluntary returns. To address this information gap, REACH, in partnership with the Iraq CCCM Cluster, conducted an intentions survey in formal camps containing 100 or more IDP households from 2 July to 7 August.⁴

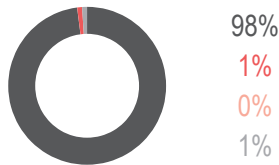
A total of 3,517 households were interviewed across 55 camps in 10 governorates. A total of 125 household level interviews were conducted across 2 IDP camps in Diyala governorate. Households were randomly sampled at the camp level to a 90% confidence level and a 10% margin of error.

This factsheet presents findings for IDPs displaced in Diyala governorate. At the governorate level, findings are representative to a 92% confidence level and a 8% margin of error. This level is guaranteed for all questions that apply to the entire surveyed population. Findings relating to a subset of the population may have a higher margin of error, or may be indicative only.⁵

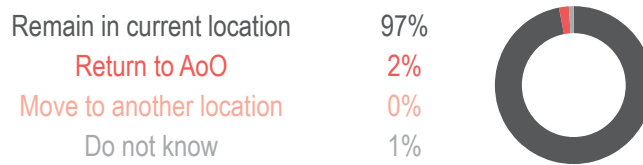
Full details on the methodology are included in the [Terms of Reference](#).

MOVEMENT INTENTIONS

Intentions for the 3 months following data collection:



Intentions for the 12 months following data collection:



Of those intending to return to their AoO in the 12 months following data collection, the top three reasons were:⁶

1. Emotional desire to return (4/4)
2. To secure personal housing, land and property (3/4)
3. N/A

Of those not intending to return in the 12 months following data collection, the top three reasons were:^{*}

1. Lack of security forces (67%)
2. Fear of discrimination (43%)
3. Fear/trauma associated with returning (41%)

IDPS IN FORMAL CAMPS: GOVERNORATES OF ORIGIN



¹IOM, Displacement Tracking Matrix (August 2018).

²National CCCM Cluster Reporting, as of September 2018.

³According to the Iraq Humanitarian Response Plan 2018

⁴Based on national CCCM Cluster Reporting on camp population.

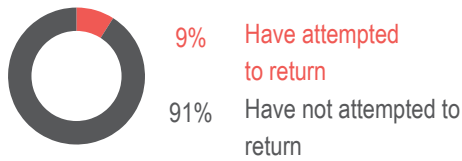
⁵Minimum confidence level of 90% and margin of error of 10% to be representative, with anything below indicative.

⁶Findings are based on a small subset of the sample population and are therefore considered indicative rather than statistically generalizable to all households in the governorate. As such, findings are reported as numbers of households and not percentages.

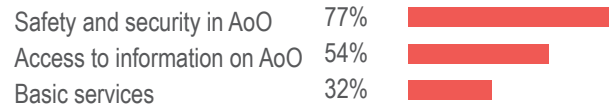
^{*}Respondents could select multiple options. Therefore, results may exceed 100%.

PRIMARY NEEDS AND BARRIERS TO RETURN

Proportion of households where a member has attempted to return since the first displacement:



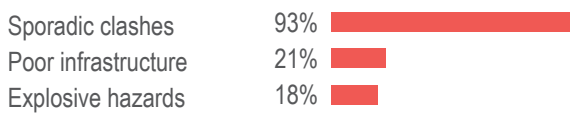
Top three issues that households reported would support return to AoO:^{*}



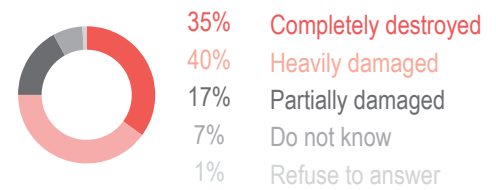
PERCEPTION OF CONDITIONS IN AoO

67% of households consider their AoO to currently not be safe.

Of those who considered their AoO to currently not be safe, the top three reasons for perceived lack of safety in AoO were:^{*}



Reported level of damage to home in AoO:



SERVICES IN AoO

Reported availability of basic services:

15% Some basic services
41% Do not know
44% None



Of those reporting some basic services available in their AoO, the top three available services were: **water (18/18), electricity (18/18), healthcare (18/18).**⁶

Reported availability of livelihood opportunities:

30% Some livelihood opportunities
7% Do not know
63% None



Of those reporting the availability of livelihood opportunities in their AoO, the top three employment sectors were: **agriculture (72%), government (39%), construction (29%).**^{*}

ASSISTANCE IN AoO

Reported availability of assistance:

7% Some assistance provided
45% Do not know
48% None



Of those reporting availability of assistance in their AoO, the only two types of assistance were: **food assistance (9/9) and NFI distributions (1/9).**⁶

Of those reporting that assistance was provided in their AoO, the only reported provider of assistance were: **humanitarian actors (9/9).**⁶

^{*} Respondents could select multiple options. Therefore, results may exceed, or be less than 100%.
⁶ Findings are based on a small subset of the sample population and are therefore considered indicative rather than statistically generalizable to all households in the governorate. As such, findings are reported as numbers of households and not percentages.

INTENTIONS SURVEY

IDPs IN FORMAL CAMPS ERBIL GOVERNORATE

CONTEXT AND METHODS

Between late 2013 and 2017, intensification of conflict in north and central Iraq has resulted in large scale displacement with 1.9 million internally displaced persons (IDPs) identified across Iraq as of August 2018.¹ This includes approximately 94,000 households that reside in 128 formal IDP camps.^{1,2} In Erbil governorate, approximately 2,800 IDP households are estimated to be in formal IDP camps.²

2018 has seen increased numbers of IDPs returning to their area of origin (AoO) across Iraq.³ These displacement and return trends have highlighted the need for data on intentions to return, in order to understand barriers to returning, as well as requisite conditions for safe and voluntary returns. To address this information gap, REACH, in partnership with the Iraq CCCM Cluster, conducted an intentions survey in formal camps containing 100 or more IDP households from 2 July to 7 August.⁴

A total of 3,517 households were interviewed across 55 camps in 10 governorates. A total of 249 household level interviews were conducted across 4 IDP camps in Erbil governorate. Households were randomly sampled at the camp level to a 90% confidence level and a 10% margin of error.

This factsheet presents findings for IDPs displaced in Erbil governorate. At the governorate level, findings are representative to a 94% confidence level and a 6% margin of error. This level is guaranteed for all questions that apply to the entire surveyed population. Findings relating to a subset of the population may have a higher margin of error, or may be indicative only.⁵

Full details on the methodology are included in the [Terms of Reference](#).

MOVEMENT INTENTIONS

Intentions for the 3 months following data collection:



93%
1%
0%
6%

Remain in current location
Return to AoO
Move to another location
Do not know

Intentions for the 12 months following data collection:



78%
1%
0%
21%

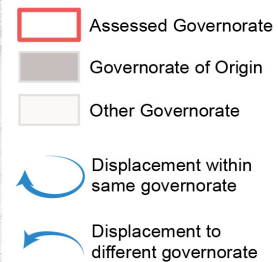
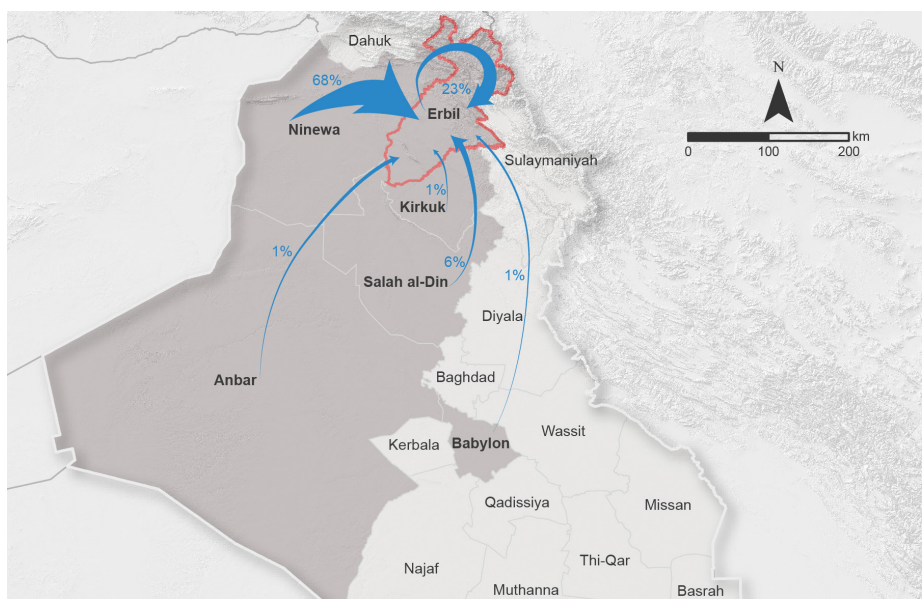
Of those intending to return to their AoO in the 12 months following data collection, the top three reasons were:⁶

1. Security situation in AoO is stable (2/2)
2. To secure personal housing, land and property (2/2)
3. Emotional desire to return (2/2)

Of those not intending to return in the 12 months following data collection, the top three reasons were:^{*}

1. Home has been damaged/destroyed (42%)
2. Lack of security forces (42%)
3. Lack of livelihood opportunities (38%)

IDPS IN FORMAL CAMPS: GOVERNORATES OF ORIGIN



Note: values represent the percentage of households in governorate of displacement, from the different governorates of origin.

¹IOM, Displacement Tracking Matrix (August 2018).

²National CCCM Cluster Reporting, as of September 2018.

³According to the Iraq Humanitarian Response Plan 2018.

⁴Based on national CCCM Cluster Reporting on camp population.

⁵Minimum confidence level of 90% and margin of error of 10% to be representative, with anything below indicative.

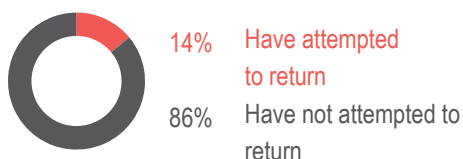
⁶Findings are based on a small subset of the sample population and are therefore considered indicative rather than statistically generalizable to all households in the governorate. As such, findings are reported as numbers of households and not percentages.

^{*}Respondents could select multiple options. Therefore, results may exceed 100%.



PRIMARY NEEDS AND BARRIERS TO RETURN

Proportion of households where a member has attempted to return since the first displacement:



Top three issues that households reported would support return to AoO:⁵



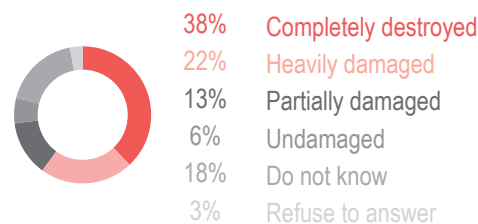
PERCEPTION OF CONDITIONS IN AoO

66% of households consider their AoO to currently not be safe.

Of those who considered their AoO to currently not be safe, the top three reasons for perceived lack of safety in AoO were:⁶



Reported level of damage to home in AoO:



SERVICES IN AoO

Reported availability of basic services:

22% Some basic services
25% Do not know
53% None



Of those reporting some basic services available in their AoO, the top three available services were: **electricity (89%), water (88%), healthcare (42%).**⁶

Reported availability of livelihood opportunities:

19% Some livelihood opportunities
22% Do not know
59% None



Of those reporting the availability of livelihood opportunities in their AoO, the top three employment sectors were: **government (30/45), health services (22/45), agriculture (10/45).**⁶

ASSISTANCE IN AoO

Reported availability of assistance:

8% Some assistance provided
51% Do not know
41% None



Of those reporting availability of assistance in their AoO, the top three types of assistance were: **food assistance (17/21), NFI distributions (8/21), cash assistance (4/21).**⁶

Of those reporting that assistance was provided in their AoO, the two reported providers of assistance were: **humanitarian actors (20/21) and local authorities (5/21).**⁶

⁵ Respondents could select multiple options. Therefore, results may exceed, or be less than 100%.

⁶ Findings are based on a small subset of the sample population and are therefore considered indicative rather than statistically generalizable to all households in the governorate. As such, findings are reported as numbers of households and not percentages.

INTENTIONS SURVEY

IDPs IN FORMAL CAMPS KERBALA GOVERNORATE

CONTEXT AND METHODS

Between late 2013 and 2017, intensification of conflict in north and central Iraq has resulted in large scale displacement with 1.9 million internally displaced persons (IDPs) identified across Iraq as of August 2018.¹ This includes approximately 94,000 households that reside in 128 formal IDP camps.^{1,2} In Kerbala governorate, approximately 350 IDP households are estimated to be in formal IDP camps.²

2018 has seen increased numbers of IDPs returning to their area of origin (AoO) across Iraq.³ These displacement and return trends have highlighted the need for data on intentions to return, in order to understand barriers to returning, as well as requisite conditions for safe and voluntary returns. To address this information gap, REACH, in partnership with the Iraq CCCM Cluster, conducted an intentions survey in formal camps containing 100 or more IDP households from 2 July to 7 August.⁴

A total of 3,517 households were interviewed across 55 camps in 10 governorates. A total of 49 household level interviews were conducted across 1 IDP camp in Kerbala governorate. Households were randomly sampled at the camp level to a 90% confidence level and a 10% margin of error.

This factsheet presents findings for IDPs displaced in Kerbala governorate. At the governorate level, findings are representative to a 90% confidence level and a 10% margin of error. This level is guaranteed for all questions that apply to the entire surveyed population. Findings relating to a subset of the population may have a higher margin of error, or may be indicative only.⁵

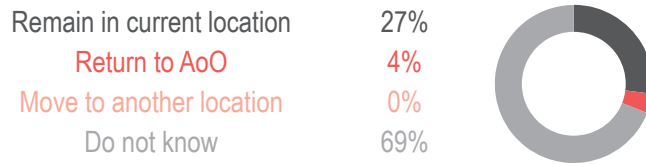
Full details on the methodology are included in the [Terms of Reference](#).

MOVEMENT INTENTIONS

Intentions for the 3 months following data collection:



Intentions for the 12 months following data collection:



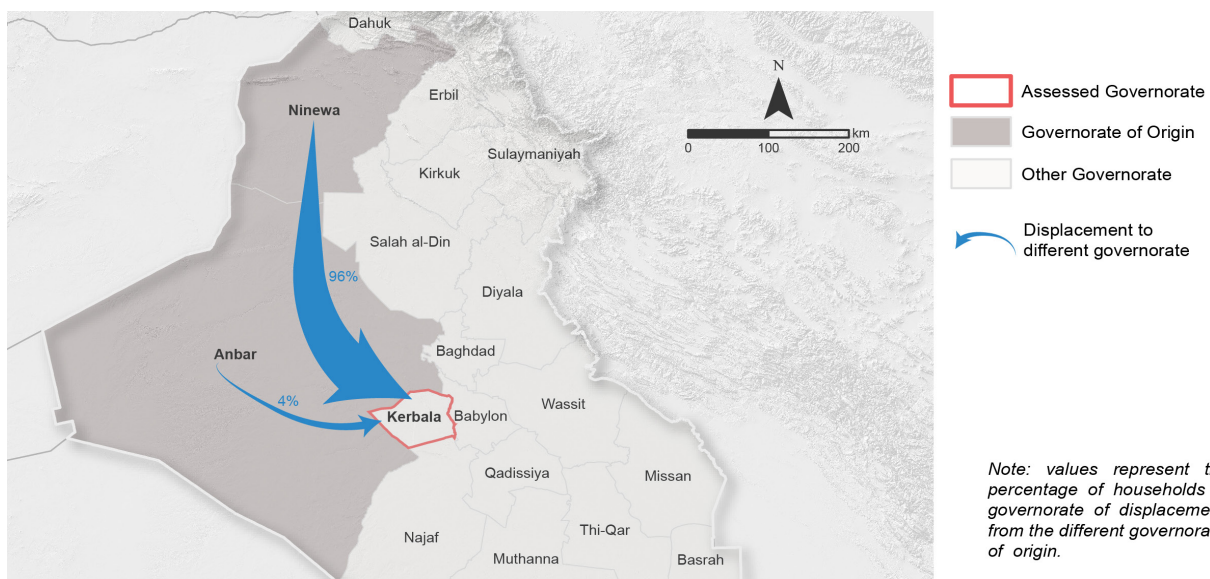
Of those intending to return to their AoO in the 12 months following data collection, the top three reasons were:⁶

1. Emotional desire to return (2/2)
2. Other family / community members have returned (1/2)
3. To secure personal housing, land and property (1/2)

Of those not intending to return in the 12 months following data collection, the top three reasons were:^{*}

1. Fear of discrimination (62%)
2. Lack of livelihood opportunities (51%)
3. Home has been damaged/destroyed (51%)

IDPS IN FORMAL CAMPS: GOVERNORATES OF ORIGIN



¹IOM, Displacement Tracking Matrix (August 2018).

²National CCCM Cluster Reporting, as of September 2018.

³According to the Iraq Humanitarian Response Plan 2018.

⁴Based on national CCCM Cluster Reporting on camp population.

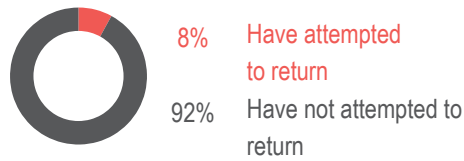
⁵Minimum confidence level of 90% and margin of error of 10% to be representative, with anything below indicative.

⁶Findings are based on a small subset of the sample population and are therefore considered indicative rather than statistically generalizable to all households in the governorate. As such, findings are reported as numbers of households and not percentages.


^{*}Respondents could select multiple options. Therefore, results may exceed 100%.

PRIMARY NEEDS AND BARRIERS TO RETURN

Proportion of households where a member has attempted to return since the first displacement:



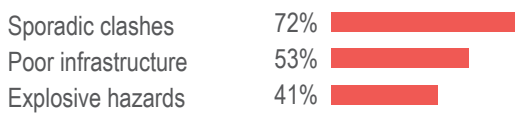
Top three issues that households reported would support return to AoO:⁶



PERCEPTION OF CONDITIONS IN AoO

65% of households consider their AoO to currently not be safe.

Of those who considered their AoO to currently not be safe, the top three reasons for perceived lack of safety in AoO were:⁶



Reported level of damage to home in AoO:



SERVICES IN AoO

Reported availability of basic services:

33% Some basic services
37% Do not know
30% None



Of those reporting some basic services available in their AoO, the top three available services were: **water (16/16), electricity (7/16), healthcare (7/16).**⁶

Reported availability of livelihood opportunities:

12% Some livelihood opportunities
6% Do not know
82% None



Of those reporting the availability of livelihood opportunities in their AoO, the top three employment sectors were: **construction (5/6), vocational (1/6), agriculture (1/6).**⁶

ASSISTANCE IN AoO

Reported availability of assistance:

53% Some assistance provided
43% Do not know
4% None



Of those who reporting availability of assistance in their AoO, the top three types of assistance were: **food assistance (25/26), NFI distributions (14/26), cash assistance (5/26).**⁶

Of those reporting that assistance was provided in their AoO, the only reported provider of assistance were: **humanitarian actors (26/26).**⁶

⁶ Respondents could select multiple options. Therefore, results may exceed, or be less than 100%.

⁶ Findings are based on a small subset of the sample population and are therefore considered indicative rather than statistically generalizable to all households in the governorate. As such, findings are reported as numbers of households and not percentages.

INTENTIONS SURVEY

IDPs IN FORMAL CAMPS KIRKUK GOVERNORATE

CONTEXT AND METHODS

Between late 2013 and 2017, intensification of conflict in north and central Iraq has resulted in large scale displacement with 1.9 million internally displaced persons (IDPs) identified across Iraq as of August 2018.¹ This includes approximately 94,000 households that reside in 128 formal IDP camps.^{1,2} In Kirkuk governorate, approximately 8,300 IDP households are estimated to be in formal IDP camps.²

2018 has seen increased numbers of IDPs returning to their area of origin (AoO) across Iraq.³ These displacement and return trends have highlighted the need for data on intentions to return, in order to understand barriers to returning, as well as requisite conditions for safe and voluntary returns. To address this information gap, REACH, in partnership with the Iraq CCCM Cluster, conducted an intentions survey in formal camps containing 100 or more IDP households from 2 July to 7 August.⁴

A total of 3,517 households were interviewed across 55 camps in 10 governorates. A total of 258 household level interviews were conducted across 4 IDP camps in Kirkuk governorate. Households were randomly sampled at the camp level to a 90% confidence level and a 10% margin of error.

This factsheet presents findings for IDPs displaced in Kirkuk governorate. At the governorate level, findings are representative to a 94% confidence level and a 6% margin of error. This level is guaranteed for all questions that apply to the entire surveyed population. Findings relating to a subset of the population may have a higher margin of error, or may be indicative only.⁵

Full details on the methodology are included in the [Terms of Reference](#).

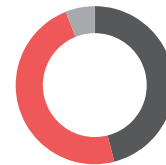
MOVEMENT INTENTIONS

Intentions for the 3 months following data collection:



Remain in current location 46%
Return to AoO 48%
Move to another location 0%
Do not know 6%

Intentions for the 12 months following data collection:



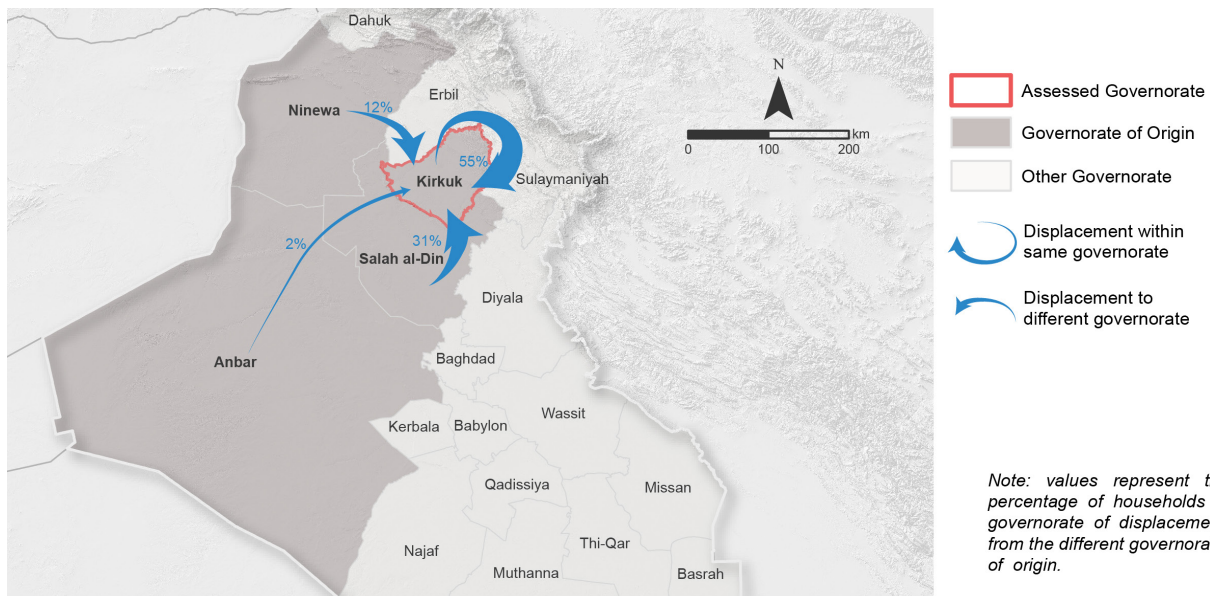
Of those intending to return to their AoO in the 12 months following data collection, the top three reasons were:*

1. Emotional desire to return (62%)
2. Security situation in AoO is stable (42%)
3. Other family / community members have returned (38%)

Of those not intending to return in the 12 months following data collection, the top three reasons were:*

1. Presence of explosive hazards (61%)
2. Lack of security forces (43%)
3. Home has been damaged/destroyed (35%)

IDPS IN FORMAL CAMPS: GOVERNORATES OF ORIGIN



Note: values represent the percentage of households in governorate of displacement, from the different governorates of origin.

¹IOM, Displacement Tracking Matrix (August 2018).

²National CCCM Cluster Reporting, as of September 2018.

³According to the Iraq Humanitarian Response Plan 2018.

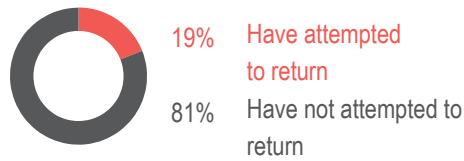
⁴Based on national CCCM Cluster Reporting on camp population.

⁵Minimum confidence level of 90% and margin of error of 10% to be representative, with anything below indicative.


*Respondents could select multiple options. Therefore, results may exceed 100%.

PRIMARY NEEDS AND BARRIERS TO RETURN

Proportion of households where a member has attempted to return since the first displacement:




Top three issues that households reported would support return to AoO:^{*}



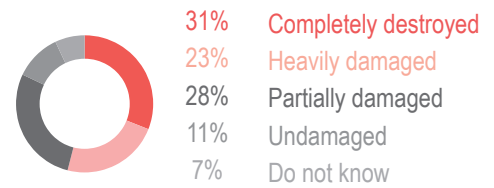
PERCEPTION OF CONDITIONS IN AoO

63% of households consider their AoO to currently not be safe.

Of those who considered their AoO to currently not be safe, the top three reasons for perceived lack of safety in AoO were:^{*}



Reported level of damage to home in AoO:



SERVICES IN AoO

Reported availability of basic services:

58% Some basic services
10% Do not know
32% None



Of those reporting some basic services available in their AoO, the top three available services were: **water (99%), electricity (96%), healthcare (36%).**^{*}

Reported availability of livelihood opportunities:

64% Some livelihood opportunities
4% Do not know
32% None



Of those reporting the availability of livelihood opportunities in their AoO, the top three employment sectors were: **agriculture (62%), private business (21%), government (20%).**^{*}

ASSISTANCE IN AoO

Reported availability of assistance:

27% Some assistance provided
17% Do not know
56% None



Of those reporting availability of assistance in their AoO, the top three types of assistance were: **food assistance (99%), NFI distributions (80%), livelihood support (4%).**^{*}

Of those reporting that assistance was provided in their AoO, the only reported provider of assistance were: **humanitarian actors (100%).**^{*}

^{*} Respondents could select multiple options. Therefore, results may exceed, or be less than 100%.

INTENTIONS SURVEY

IDPs IN FORMAL CAMPS MOSUL RESPONSE

CONTEXT AND METHODS

Between late 2013 and 2017, intensification of conflict in north and central Iraq has resulted in large scale displacement with 1.9 million internally displaced persons (IDPs) identified across Iraq as of August 2018.¹ This includes approximately 94,000 households that reside in 128 formal IDP camps.^{1,2} Due to the Mosul response, there are approximately 41,500 IDP households estimated to be in formal IDP camps.²

2018 has seen increased numbers of IDPs returning to their area of origin (AoO) across Iraq.³ These displacement and return trends have highlighted the need for data on intentions to return, in order to understand barriers to returning, as well as requisite conditions for safe and voluntary returns. To address this information gap, REACH, in partnership with the Iraq CCCM Cluster, conducted an intentions survey in formal camps containing 100 or more IDP households from 2 July to 7 August.⁴

A total of 3,517 households were interviewed across 55 camps in 10 governorates. A total of 705 household level interviews were conducted across 10 IDP camps in the Mosul response. Households were randomly sampled at the camp level to a 90% confidence level and a 10% margin of error.

This factsheet presents findings for IDPs displaced due to conflict in Mosul. At the governorate level, findings are representative to a 95% confidence level and a 5% margin of error. This level is guaranteed for all questions that apply to the entire surveyed population. Findings relating to a subset of the population may have a higher margin of error, or may be indicative only.⁵

Full details on the methodology are included in the [Terms of Reference](#).

MOVEMENT INTENTIONS

Intentions for the 3 months following data collection:



Remain in current location
Return to AoO
Move to another location
Do not know

Intentions for the 12 months following data collection:



Remain in current location
Return to AoO
Move to another location
Do not know

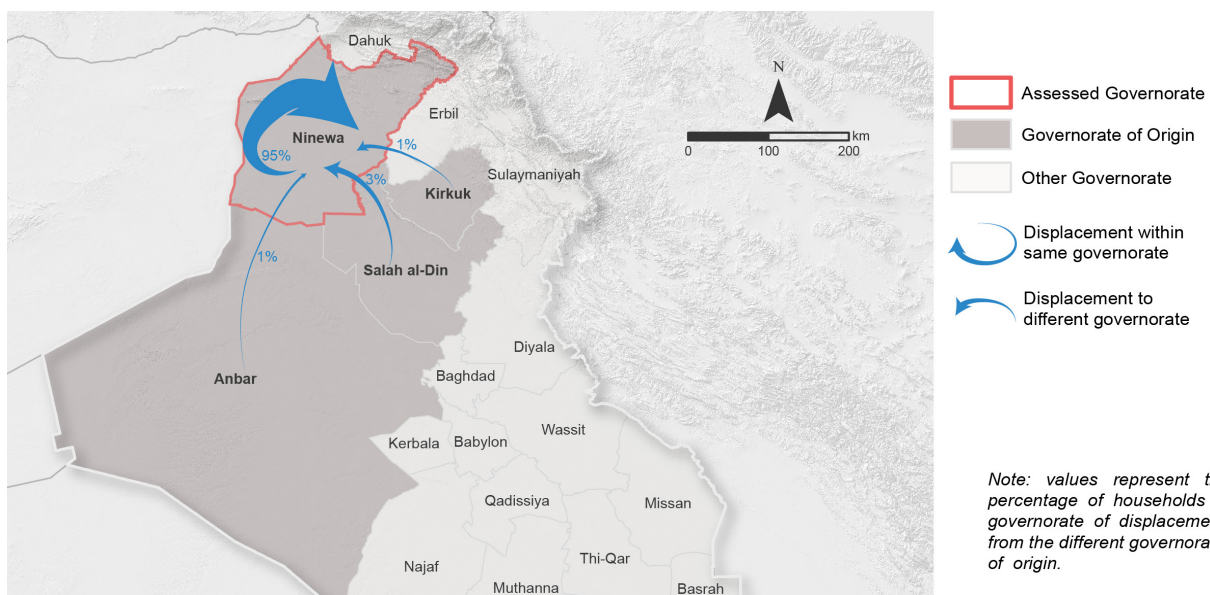
Of those intending to return to their AoO in the 12 months following data collection, the top three reasons were:⁶

1. Security situation in AoO is stable (33/61)
2. Emotional desire to return (29/61)
3. Basic services are available in AoO (15/61)

Of those not intending to return in the 12 months following data collection, the top three reasons were:^{*}

1. Home has been damaged/destroyed (38%)
2. Lack of livelihood opportunities (37%)
3. Lack of finance (32%)

IDPS IN FORMAL CAMPS: GOVERNORATES OF ORIGIN



¹IOM, Displacement Tracking Matrix (August 2018).

²National CCCM Cluster Reporting, as of September 2018.

³According to the Iraq Humanitarian Response Plan 2018.

⁴Based on national CCCM Cluster Reporting on camp population.

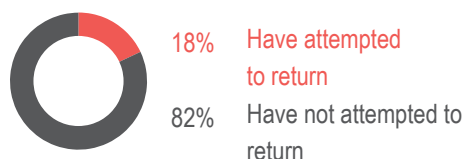
⁵Minimum confidence level of 90% and margin of error of 10% to be representative, with anything below indicative.

⁶Findings are based on a small subset of the sample population and are therefore considered indicative rather than statistically generalizable to all households in the governorate. As such, findings are reported as numbers of households and not percentages.

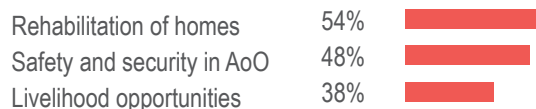
^{*}Respondents could select multiple options. Therefore, results may exceed 100%.

PRIMARY NEEDS AND BARRIERS TO RETURN

Proportion of households where a member has attempted to return since the first displacement:



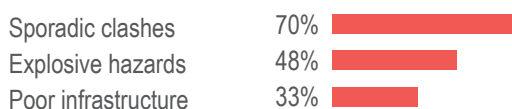
Top three issues that households reported would support return to AoO:^{*}



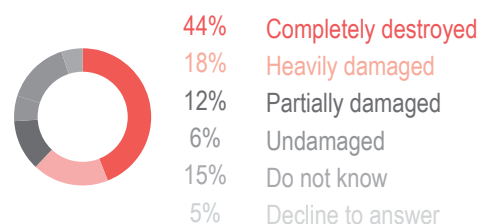
PERCEPTION OF CONDITIONS IN AoO

40% of households consider their AoO to currently not be safe.

Of those who considered their AoO to currently not be safe, the top three reasons for perceived lack of safety in AoO were:^{*}



Reported level of damage to home in AoO:



SERVICES IN AoO

Reported availability of basic services:

42% Some basic services
21% Do not know
37% None



Of those reporting availability of services in their AoO, the top three available services were: **electricity (96%), water (95%), healthcare (55%).**^{*}

Reported availability of livelihood opportunities:

28% Some livelihood opportunities
23% Do not know
49% None



Of those reporting availability of livelihood opportunities in their AoO, the top three employment sectors were: **government (45%), agriculture (38%), health services (23%).**^{*}

ASSISTANCE IN AoO

Reported availability of assistance:

21% Some assistance provided
40% Do not know
39% None



Of those reporting availability of assistance in their AoO, the top three types of assistance were: **food assistance (95%), NFI distributions (30%), cash assistance (22%).**^{*}

Of those reporting that assistance was provided in their AoO, the top three reported providers of assistance were: **humanitarian actors (86%), security actors (22%), local authorities (13%).**^{*}

^{*} Respondents could select multiple options. Therefore, results may exceed, or be less than 100%.

INTENTIONS SURVEY

IDPs IN FORMAL CAMPS SALAH AL DIN GOVERNORATE

CONTEXT AND METHODS

Between late 2013 and 2017, intensification of conflict in north and central Iraq has resulted in large scale displacement with 1.9 million internally displaced persons (IDPs) identified across Iraq as of August 2018.¹ This includes approximately 94,000 households that reside in 128 formal IDP camps.^{1,2} In Salah al Din governorate, approximately 1,600 IDP households are estimated to be in formal IDP camps.²

2018 has seen increased numbers of IDPs returning to their area of origin (AoO) across Iraq.³ These displacement and return trends have highlighted the need for data on intentions to return, in order to understand barriers to returning, as well as requisite conditions for safe and voluntary returns. To address this information gap, REACH, in partnership with the Iraq CCCM Cluster, conducted an intentions survey in formal camps containing 100 or more IDP households from 2 July to 7 August.⁴

A total of 3,517 households were interviewed across 55 camps in 10 governorates. A total of 237 household level interviews were conducted across 4 IDP camps in Salah al Din governorate. Households were randomly sampled at the camp level to a 90% confidence level and a 10% margin of error.

This factsheet presents findings for IDPs displaced in Salah al Din governorate. At the governorate level, findings are representative to a 94% confidence level and a 6% margin of error. This level is guaranteed for all questions that apply to the entire surveyed population. Findings relating to a subset of the population may have a higher margin of error, or may be indicative only.⁵

Full details on the methodology are included in the [Terms of Reference](#).

MOVEMENT INTENTIONS

Intentions for the 3 months following data collection:



Remain in current location
Return to AoO
Move to another location
Do not know

Intentions for the 12 months following data collection:



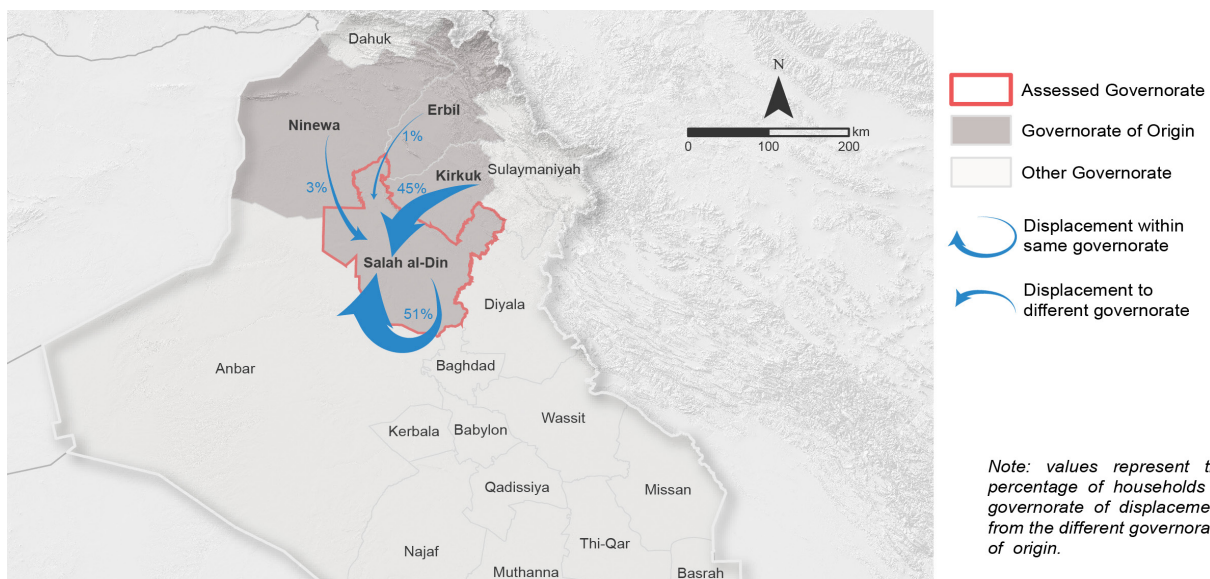
Of those intending to return to their AoO in the 12 months following data collection, the top three reasons were:⁶

1. Security situation in AoO is stable (17/21)
2. Basic services are available in AoO (9/21)
3. Other family / community members have returned (5/21)

Of those not intending to return in the 12 months following data collection, the top three reasons were:^{*}

1. Lack of finance (46%)
2. Home has been damaged/destroyed (40%)
3. Fear/trauma associated with returning (28%)

IDPS IN FORMAL CAMPS: GOVERNORATES OF ORIGIN



¹IOM, Displacement Tracking Matrix (August 2018).

²National CCCM Cluster Reporting, as of September 2018.

³According to the Iraq Humanitarian Response Plan 2018.

⁴Based on national CCCM Cluster Reporting on camp population.

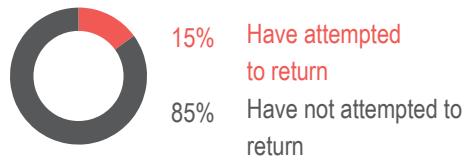
⁵Minimum confidence level of 90% and margin of error of 10% to be representative, with anything below indicative.

⁶Findings are based on a small subset of the sample population and are therefore considered indicative rather than statistically generalizable to all households in the governorate. As such, findings are reported as numbers of households and not percentages.

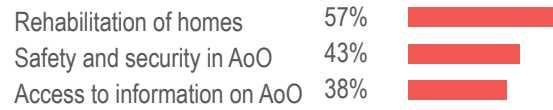
^{*}Respondents could select multiple options. Therefore, results may exceed 100%.

PRIMARY NEEDS AND BARRIERS TO RETURN

Proportion of households where a member has attempted to return since the first displacement:



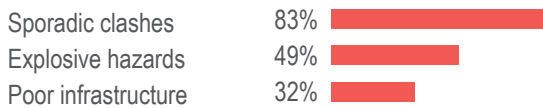
Top three issues that households reported would support return to AoO:^{*}



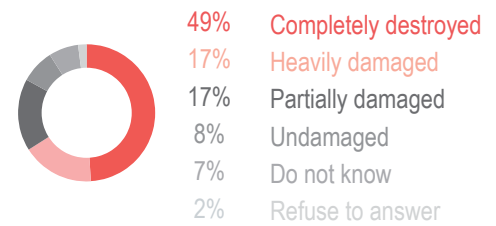
PERCEPTION OF CONDITIONS IN AoO

50% of households consider their AoO to currently not be safe.

Of those who considered their AoO to currently not be safe, the top three reasons for perceived lack of safety in AoO were:^{*}



Reported level of damage to home in AoO:



SERVICES IN AoO

Reported availability of basic services:

58% Some basic services
8% Do not know
34% None



Of those reporting some basic services available in their AoO, the top three available services were: **electricity (97%), water (91%), education (52%).**^{*}

Reported availability of livelihood opportunities:

17% Some livelihood opportunities
4% Do not know
79% None



Of those reporting the availability of livelihood opportunities in their AoO, the top three employment sectors were: **agriculture (84%), construction (17%), government (15%).**^{*}

ASSISTANCE IN AoO

Reported availability of assistance:

30% Some assistance provided
13% Do not know
57% None



Of those reporting availability of assistance in their AoO, the top three types of assistance were: **food assistance (100%), cash assistance (26%), NFI distributions (11%).**^{*}

Of those reporting that assistance was provided in their AoO, the top three reported providers of assistance were: **humanitarian actors (91%), local authorities (19%), security actors (9%).**^{*}

^{*} Respondents could select multiple options. Therefore, results may exceed, or be less than 100%.

INTENTIONS SURVEY

IDPs IN FORMAL CAMPS SULAYMANIYAH GOVERNORATE

CONTEXT AND METHODS

Between late 2013 and 2017, intensification of conflict in north and central Iraq has resulted in large scale displacement with 1.9 million internally displaced persons (IDPs) identified across Iraq as of August 2018.¹ This includes approximately 94,000 households that reside in 128 formal IDP camps.^{1,2} In Sulaymaniyah governorate, approximately 3,500 IDP households are estimated to be in formal IDP camps.²

2018 has seen increased numbers of IDPs returning to their area of origin (AoO) across Iraq.³ These displacement and return trends have highlighted the need for data on intentions to return, in order to understand barriers to returning, as well as requisite conditions for safe and voluntary returns. To address this information gap, REACH, in partnership with the Iraq CCCM Cluster, conducted an intentions survey in formal camps containing 100 or more IDP households from 2 July to 7 August.⁴

A total of 3,517 households were interviewed across 55 camps in 10 governorates. A total of 307 household level interviews were conducted across 5 IDP camps in Sulaymaniyah governorate. Households were randomly sampled at the camp level to a 90% confidence level and a 10% margin of error.

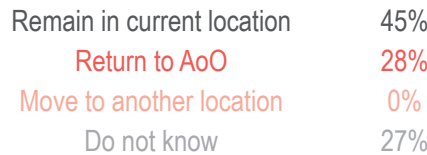
This factsheet presents findings for IDPs displaced in Sulaymaniyah governorate. At the governorate level, findings are representative to a 94% confidence level and a 6% margin of error. This level is guaranteed for all questions that apply to the entire surveyed population. Findings relating to a subset of the population may have a higher margin of error, or may be indicative only.⁵

Full details on the methodology are included in the [Terms of Reference](#).

Intentions for the 3 months following data collection:



MOVEMENT INTENTIONS



Intentions for the 12 months following data collection:



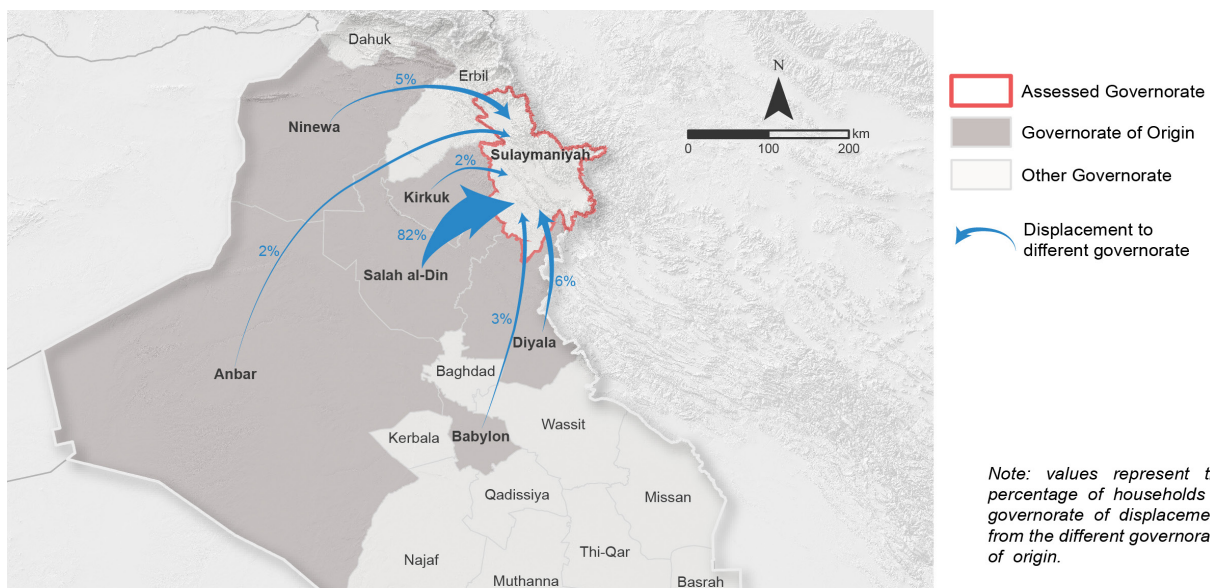
Of those intending to return to their AoO in the 12 months following data collection, the top three reasons were:⁶

1. Emotional desire to return (46/58)
2. Security situation in AoO is stable (33/68)
3. Other family / community members have returned (21/68)

Of those not intending to return in the 12 months following data collection, the top three reasons were:^{*}

1. Lack of security forces (76%)
2. Fear of discrimination (57%)
3. Fear/trauma associated with returning (45%)

IDPS IN FORMAL CAMPS: GOVERNORATES OF ORIGIN



¹IOM, Displacement Tracking Matrix (August 2018).

²National CCCM Cluster Reporting, as of September 2018.

³According to the Iraq Humanitarian Response Plan 2018.

⁴Based on national CCCM Cluster Reporting on camp population.

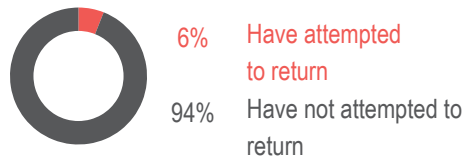
⁵Minimum confidence level of 90% and margin of error of 10% to be representative, with anything below indicative.

^{*}Findings are based on a small subset of the sample population and are therefore considered indicative rather than statistically generalizable to all households in the governorate. As such, findings are reported as numbers of households and not percentages.

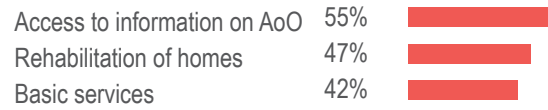
^{*}Respondents could select multiple options. Therefore, results may exceed 100%.

PRIMARY NEEDS AND BARRIERS TO RETURN

Proportion of households where a member has attempted to return since the first displacement:



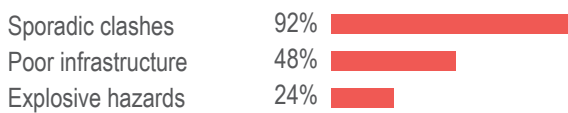
Top three issues that households reported would support return to AoO:^{*}



PERCEPTION OF CONDITIONS IN AoO

69% of households consider their AoO to currently not be safe.

Of those who considered their AoO to currently not be safe, the top three reasons for perceived lack of safety in AoO were:^{*}



Reported level of damage to home in AoO:



SERVICES IN AoO

Reported availability of basic services:

37% Some basic services
37% Do not know
26% None



Of those reporting some basic services available in their AoO, the top three available services were **electricity (91%), water (89%), healthcare (49%).**^{*}

Reported availability of livelihood opportunities:

44% Some livelihood opportunities
8% Do not know
48% None



Of those reporting the availability of livelihood opportunities in their AoO, the top three employment sectors were **agriculture (74%), government (64%), health services (35%).**^{*}

ASSISTANCE IN AoO

Reported availability of assistance:

16% Some assistance provided
30% Do not know
54% None



Of those reporting availability of assistance in their AoO, the top three types of assistance were **food assistance (30/35), NFI distributions (15/35), cash assistance (6/35).**^{*6}

Of those reporting that assistance was provided in their AoO, the two reported providers of assistance were **humanitarian actors (30/35) and local authorities (9/35).**^{*6}

^{*} Respondents could select multiple options. Therefore, results may exceed, or be less than 100%.
^{*6} Findings are based on a small subset of the sample population and are therefore considered indicative rather than statistically generalizable to all households in the governorate. As such, findings are reported as numbers of households and not percentages.