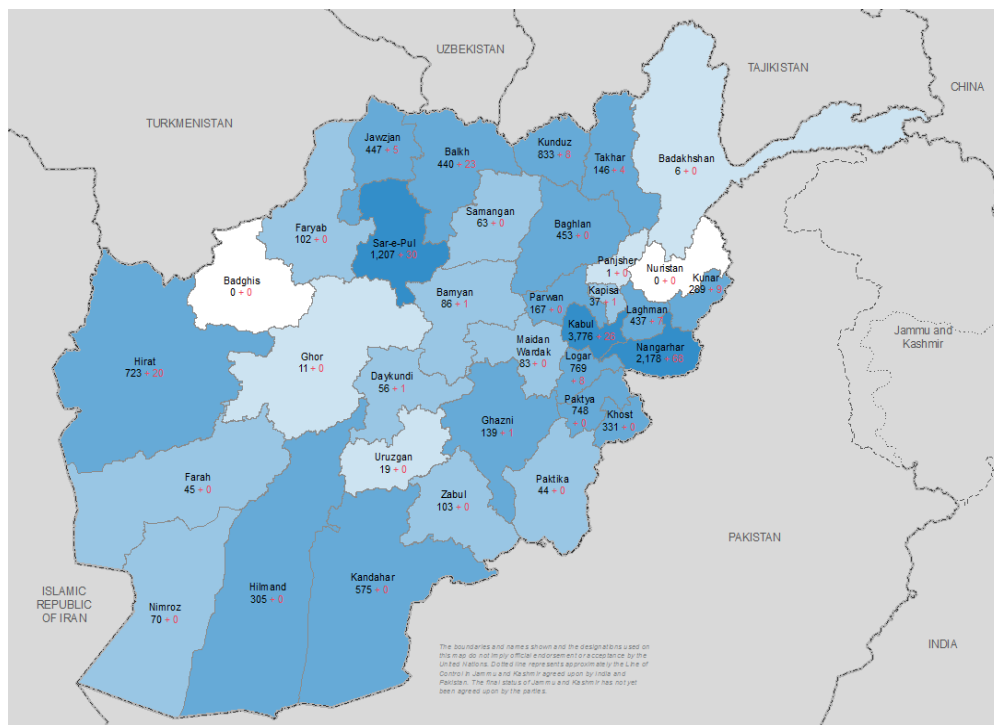


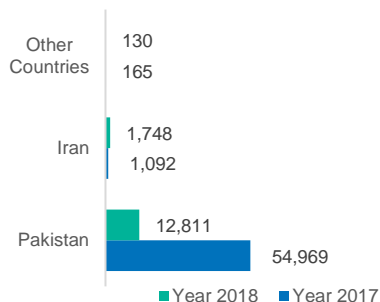
During last week (28 October – 03 November 2018), **212** Afghan refugees returned to Afghanistan (**179** from Pakistan, **33** from Iran and **0** from other countries)

**14,689** Afghan refugees returned to Afghanistan in 2018, out of which **12,811** from Pakistan, **1,748** from Iran and **130** from other countries (as of 03 November 2018)

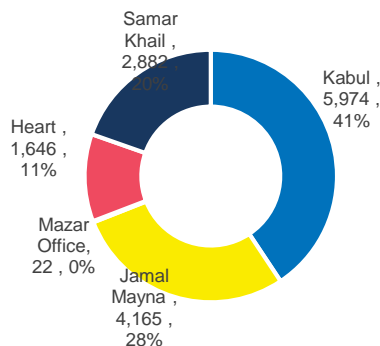
This is **74%** less compared to the same period in 2017, when **56,226** Afghan refugees returned to Afghanistan



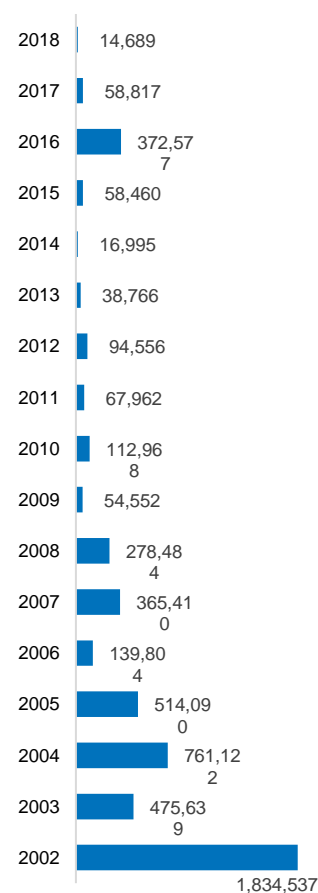
ASSISTED RETURN BY COUNTRY OF ASYLUM



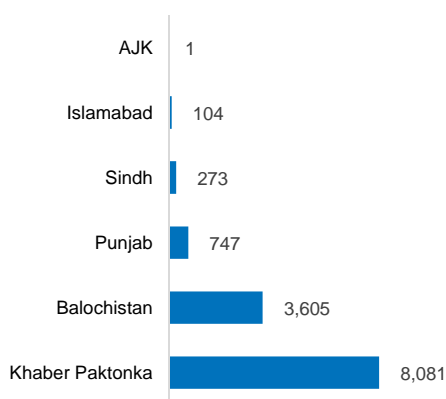
ASSISTED RETURN BY ENCASHMENT CENTERS



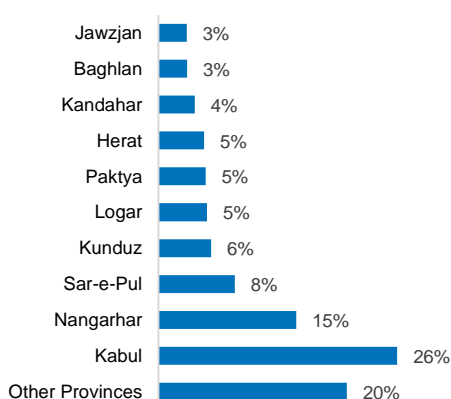
REFUGEE RETURN TO AFGHANISTAN 2002-2018



RETURN FROM PAKISTAN BY PROVINCE OF ASYLUM



TOP 10 PROVINCE OF DESTINATION



*Detailed breakdown and weekly comparison*

| Date         | 2018          | 2017          | Pakistan      |               |        | Iran         |              |        | Other countries |            |        |
|--------------|---------------|---------------|---------------|---------------|--------|--------------|--------------|--------|-----------------|------------|--------|
|              | (total)       | (total)       | 2018          | 2017          | Comp % | 2018         | 2017         | Comp % | 2018            | 2017       | Comp % |
| January      | 113           | 63            | 6             | -             | 0%     | 76           | 58           | 31%    | 31              | 5          | 520%   |
| February     | 83            | 53            | -             | -             | 0%     | 66           | 41           | 61%    | 17              | 12         | 42%    |
| March        | 1,612         | 139           | 1,484         | -             | 0%     | 125          | 117          | 7%     | 3               | 22         | -86%   |
| April        | 2,833         | 11,786        | 2,730         | 11,747        | -77%   | 86           | 28           | 207%   | 17              | 11         | 55%    |
| May          | 2,539         | 19,485        | 2,374         | 19,417        | -88%   | 145          | 48           | 202%   | 20              | 20         | 0%     |
| June         | 771           | 2,207         | 681           | 2,161         | -90%   | 79           | 27           | 300%   | 11              | 19         | -89%   |
| July         | 2,274         | 8,428         | 1,980         | 8,208         | -76%   | 286          | 214          | 34%    | 8               | 6          | 33%    |
| August       | 1,374         | 5,815         | 1,046         | 5,389         | -81%   | 324          | 392          | -17%   | 4               | 34         | -88%   |
| September    | 1,675         | 3,825         | 1,434         | 3,719         | -61%   | 241          | 92           | 162%   | -               | 14         | -100%  |
| October      | 1,362         | 4,188         | 1,026         | 4,097         | -75%   | 317          | 74           | 328%   | 19              | 17         | 12%    |
| November     | 53            | 237           | 50            | 231           | -78%   | 3            | 1            | 200%   | -               | 5          | -100%  |
| <b>Total</b> | <b>14,689</b> | <b>56,226</b> | <b>12,811</b> | <b>54,969</b> |        | <b>1,748</b> | <b>1,092</b> |        | <b>130</b>      | <b>165</b> |        |

UNHCR is very grateful for the financial support provided by donors who have contributed with unearmarked and broadly earmarked funds as well as for those who have contributed regionally and directly to the operation (as at 28 August 2018).

Algeria | Argentina | Australia | Belgium | Bosnia and Herzegovina | Canada | China | Costa Rica | Denmark | Estonia | Finland | Germany | Iceland | India | Indonesia | Italy | Japan | Kuwait | Lithuania | Luxembourg | Monaco | Montenegro | Netherlands | New Zealand | Norway | Philippines | Qatar | Republic of Korea | Russian Federation | Saudi Arabia | Serbia | Singapore | Slovakia | Sri Lanka | Sweden | Switzerland | Thailand | Turkey | United Kingdom | United Arab Emirates | United States of America | Uruguay | Private Donors |

1. All financial information contained in this update is indicative and does not constitute official UNHCR financial reporting.
2. Unrestricted and regional funds mentioned above include all sub-regional and regional contributions worldwide.

### CONTACTS

**Donna Corcoran**, External Relations Officer, Afghanistan,  
 corcoran@unhcr.org, Tel: +93 202200381, Cell: +93 (0) 791990011

**M. Nadir Farhad**, Associate Public Information Officer, Afghanistan  
 farhadm@unhcr.org Tel: +93 202200381, Cell: + 93 (0) 791990018

**Jawid Faqiry**, Assistant Data Management Officer, Afghanistan  
 faqiry@unhcr.org Tel: +93 202200381, Cell: + 93 (0) 791990157

Updates and additional information are available on [UNHCR's Inter-Agency Information Sharing Portal](#).