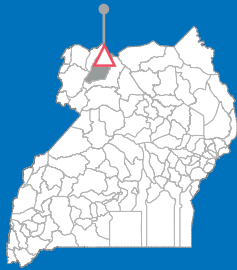




**West Nile Region  
Adjumani District**



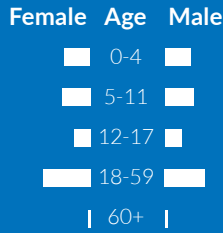
**Mirieyi**

Total refugee population:  
**5,062** registered refugees

With **170,029** nationals and **236,034** refugees in Adjumani District, refugees in Mirieyi account for **1%** of the district population.

Settlement first established: 1994

**Registered refugee population\*1**



**Data collected through 2:**

- 25**<sup>3</sup> beneficiary focus group discussions
- 1** key informant interview
- 9** partner interviews
- 7** sector lead interviews

Mirieyi was established on 01 January 1994 in the subcounty of Ofua in Adjumani district. It has a surface area of 44 hectares and it hosts over 5,000 refugees. The settlement hosts refugees from South Sudan who fled prior to their country gaining independence in 2011 and those fleeing the war since 2013. Projects implemented originally focused on humanitarian assistance, there is however an urgent need to implement development projects to enhance refugees' self-reliance and sustainability.

**Gaps & Challenges<sup>4</sup>**



With health centers located far from the refugees and no ambulance services refugees are forced to walk long distances to access treatment. The limited number of health facilities means the health centre is overcrowded and the waiting time is particularly long. Refugees and nationals reported the health facilities are also inadequately equipped leading to poor diagnosis and thus inappropriate treatments. Adding to this, the health center has an insufficient supply of medication forcing refugees to buy their drugs in private clinics, which many cannot afford.



Children lack access to quality education due to high congestion in classes and language barriers between the students and the teachers. Post-primary students have limited opportunities to further their education caused by the lack of secondary schools in the settlement and the limited access to scholarships. Moreover, the absence of vocational institutions further limits their opportunities with refugees reporting the youth are left idle.



Limited land accessible in the settlement for agricultural purposes prevents refugees from earning a livelihood. Moreover, there are few income-generating activities available, for both the host community and the refugee population, aggravated by the lack of vocational trainings and support with access to capital.



The food distributed is often delayed, refugees reported that they can go several months without receiving their food rations. Moreover, due to delays in biometric registration to the food roster many do not receive their rations. Refugees also stated the quantity supplied is insufficient to last until the next distribution. The lack of land accessible for cultivation hinders them from having an alternative to the food distributed forcing many to reduce their daily food consumption.



Increasing cases of household theft across the settlement and insecurity at night has led to protection issues in the refugee community. The police station is located far away, making it more difficult to report incidents and further impacting the safety in the settlement.



There has been a delay in replacing the non-food items (NFIs) received upon arrival. Refugees thus use worn out items such as saucepans, mosquito nets, blankets, jerry cans and cups. In order to attain NFIs, FGD participants reported that refugees tend to offer casual labor in the host communities or share their NFI with their neighbors and relatives.

**Strengths & Opportunities**



The conducive and peaceful relationship between nationals and the host community has led them to share land as well as other livelihoods opportunities. Both communities cultivate together as well as share the proceeds following the harvest. Furthermore, nationals are able to rent land to the refugees, which has also increased their income. Both refugees and the host community have improved their self-reliance as a result of their relationship.

\* Refugee statistics source: Refugee Information Management System (RIMS) - Office of the Prime Minister

1. Demographic data used is valid as of June 2018

2. Indicator standards to measure gaps were determined by global humanitarian standards, Ugandan national standards, or sector experts for each settlement. Data was from collected from 9 April to 9 June, 2018.

3. 6 FGDs were conducted with the refugee community in Mirieyi and 19 were conducted with host communities of Adjumani district as a whole.

4. The gaps and challenges were collected through focus group discussions with both refugees and host communities separately undertaken between 05 August 2017 and 05 May 2018 with the host community and on 06 February 2018 with the refugees.

**Partner organizations**

AFOD, CEFORD, DRC, GA, JRS, MTI, SCI, SE, UNHCR, WCC, WIU





# Protection



**No**  
new arrivals in the past three months

**1 partner:** sci

## Psychosocial



**2**  
psychosocial awareness activities conducted in the past three months

**78**  
refugees receiving psychosocial support

**732**  
children registered to access psychosocial support

## Persons with specific needs (PSNs)<sup>2</sup>



**411**  
PSNs have received services for their specific needs

# Child protection

**0%**  
of child PSNs need to be provided with individual case management



**100%**  
of child PSNs have been provided with individual case management

**0%**  
of unaccompanied or separated children have not been provided with interim or long term care



**100%**  
of unaccompanied or separated children have been provided with interim or long term care

**0%**  
of cases in the past three months of child abuse or exploitation have not received age and gender services



**100%**  
of cases in the past three months of child abuse or exploitation received age and gender services

# Water, sanitation and hygiene


**11**  
additional litres per person per day (l/p/d) of water needed

**9**  
average l/p/d provided



**0%**  
of water needs met through water trucking

**1**  
additional motorized borehole needed

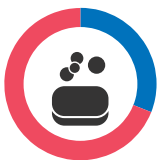


**0**  
motorized boreholes operational

**0**  
additional hand-pumps needed



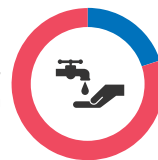
**6**  
hand-pumps operational



**1,556**  
refugees provided with soap

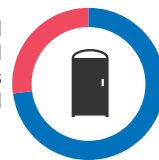
**3,506**  
refugees still needing soap

**8**  
additional hygiene promoters or village health teams needed



**2**  
active hygiene promoters or village health teams (VHTs)

**149**  
additional household latrines needed



**407**  
household latrines completed

**1 partner:** DRC

# Education

## Gross enrolment rates

**4 partners:** JRS, SCI, WCC, WIU



Refugees attend:

- 1** pre-primary schools
- 2** primary schools
- 17** secondary schools<sup>7</sup>
- 1** adult learning programmes (ALPs)

**709**  
refugees aged 3-5

**2,437**  
refugees aged 6-13

**746**  
refugees aged 14-17

**114<sup>3</sup>**  
refugees enrolled

**391<sup>4</sup>**  
refugees enrolled

**3,172<sup>5</sup>**  
refugees enrolled

**62**  
refugees enrolled

## Pre-primary

**4** **36%**  
additional teachers needed for number of students enrolled

**7** **64%**  
teachers

## Primary

**9** **41%**  
additional teachers needed for number of students enrolled

**13** **59%**  
teachers

## Secondary<sup>6</sup>

**0**  
additional teachers needed for number of students enrolled

**351** **100%**  
teachers

## ALPs

**5**  
teachers

1. No partners are currently implementing SGBV projects in the settlement.  
 2. No partners are currently implement PSNs projects in the settlement.  
 3. The gap of pre-primary enrolment could not be calculated here as children above the age of 5 are also enrolled in pre-primary education.  
 4. The gap of primary enrolment could not be calculated here as children above the age of 13 are also enrolled in primary education.  
 5. The gap of secondary enrolment could not be calculated here as children above the age of 17 are also enrolled in secondary education.  
 6. The data presented for secondary enrolment and number of teacher represents the data for Adjumani district as a whole, as secondary refugee students attend secondary schools across Adjumani district.  
 7. This is the number of secondary schools in Adjumani as a whole



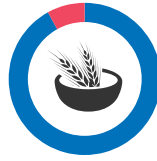
## Food assistance

1 partner: AFOD



**21** metric tonnes of food were distributed during the latest distribution in the settlement

**120** eligible refugees have not received 100% in-kind or Cash Based Intervention (CBI) food assistance in the latest distribution



**1,344** eligible refugees have received 100% in-kind or CBI food assistance in the latest distribution



**97,372,000 UGX<sup>8</sup>** cash for food was distributed during the latest distribution for the settlement

## Livelihoods and environment

3 partners: CEFORD, GA, SE



**No** refugees have access to self-employment or facilitated businesses

**660** refugees and host community members trained on agricultural practices



**No** refugees received vocational training in the past three months

**330** cases of livelihoods support through:

**0** Cash/vouchers for livelihood provisioning

**255**

Villages savings and loan associations

**0** Savings and cooperative societies

**75** Production kits or inputs for agricultural activities

**0** Productive assets or cash grants to start or improve a business

## Health and nutrition

1 partner: MTI

**0** cases of HIV reported in the settlement



**No** records of live births in the past three months

Vaccinations recorded:

**0** Measles (Children aged 15 and under)  
**0** Polio (Children aged 5 and under)

From the last FSNA:<sup>9</sup>

**12%** Children suffering from global acute malnutrition  
**49%** Children suffering from anemia  
**11%** Non-pregnant women suffering from anemia



**No** records of children identified with severe acute malnutrition in the past three months

Number of cases identified in the past three months:

**462** Malaria  
**95** Acute watery diarrhoea or cholera

## Shelter, site, and non-food items (NFIs)

1 partner: DRC



**No<sup>10</sup>** arrivals in the past three months provided with household NFI kits

NFI

**No** households in total have been provided with NFI kits



**No<sup>10</sup>** arrivals in the past three months received shelter materials and toolkits/cash



**21** PSN shelters have been constructed

8. 1 USD = 3,738.36 UGX and 1 euro = 4,373.43 (as of 28 August 2018, source: XE.com)  
9. Food Security and Nutrition Assessment (FSNA), October 2017, UNHCR  
10. Miriyeji no longer takes in new arrivals, this includes the past three months.