



West Nile Region
Adjumani District

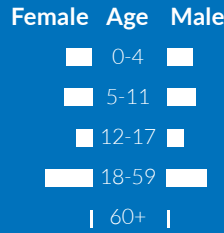
Olua I/II

Total refugee population:
18,154 registered refugees

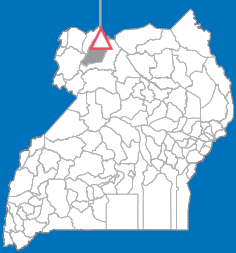
With **170,029** nationals and **236,034** refugees in Adjumani District, refugees in Olua account for **4%** of the district population.

Settlement first established: 1989

Registered refugee population*1



Data collected through 2:



Originally closed in 2006 after many South Sudanese refugees returned home, Olua I/II were reopened in 2012 to host another influx of South Sudanese refugees fleeing inter-communal violence. Settlement residents, similarly to other refugees in Adjumani district, live in close proximity to Ugandan nationals and share services and institutions with the host community. Although there is relatively peaceful coexistence between communities, refugees face challenging conditions and need more extensive assistance relating to livelihoods opportunities and education in particular.

Gaps & Challenges⁴



High tuition fees, the absence of scholarship opportunities, a lack of teaching facilities and schools have led to many children dropping out of school. Moreover, language barriers have further prohibited students performance. Refugees also reported there are no feeding programs in the schools and due to the long distances to the schools, students are unable to walk home for lunch.



The long distance to the health center damages refugees' and the nationals' ability to access health services. This is impacted by the broken bridge leading to Bira Health Center III, which they need to use when Lewa Health Center does not have the services they need. The overcrowding, inadequate stock of medication and insufficient number of health workers leads to poor delivery of health services. Refugees reported health workers do not respond rapidly to emergency cases further deteriorated by the weak referral system available.



The lack of income generating activities, village saving groups and associations, vocational trainings and land available for agriculture has made it challenging for refugees to meet their basic needs. Therefore, refugees are unable to start small scale businesses as they do not have the required skills and capital.



Persons with special needs (PSNs) suffer in particular from inadequate shelter structures. Limited resources is provided to them to ensure they have safe and stable homes. Refugees overall reported having insufficient construction materials, no means to buy them and a poor quality of tarpaulins provided making it difficult for them to construct their homes.



Both refugees and nationals highlighted their difficulties in accessing clean water. Olua settlement does not have motorized boreholes and communities thus rely on hand pumps, creating severe congestions. Moreover, the water was reported to be of poor quality leading to the use of unclean water for washing and bathing. PSNs were reported to also use the unsafe water for drinking purposes, which can cause illnesses.

Strengths & Opportunities



There is a strong interaction between nationals and the refugee communities. The host community has freely offered land for the construction of schools and the offices of the Office of the Prime Minister (OPM). Refugees and nationals attend the same schools and use the same health facilities, which has further enhanced refugees' integration in the host community.



There is a strong refugee leadership composed of the refugee welfare committees (RWCs), which has strengthened overall response due to the improved coordination.



The process of biometric registration is well functioning, which means newborns and family reunification cases are registered and the system is continuously up to date.

* Refugee statistics source: Refugee Information Management System (RIMS) - Office of the Prime Minister

1. Demographic data used is valid as of June 2018

2. Indicator standards to measure gaps were determined by global humanitarian standards, Ugandan national standards, or sector experts for each settlement. Data was from collected from 9 April to 9 June, 2018.

3. 3 FGDs were conducted with the refugee community in Olua and 19 were conducted with host communities of Adjumani district as a whole.

4. The gaps and challenges were collected through Focus Group Discussions with both refugees and host communities separately undertaken between 05 August 2017 and 05 May 2018 with the host community and on 07 May 2018 with the refugees.

Partner organizations

AFOD, DRC, JRS, MTI, Peace International, SCI, SE, UNHCR, WIU





Protection



No new arrivals in the past three months

0 refugees are yet to be registered in the RIMS



18,154 total refugees are registered in the RIMS

2 partners: Peace International, SCI

Sexual and gender-based violence (SGBV)¹

0% of SGBV survivors receiving multi-sectoral support in the past three months

100% of SGBV survivors not receiving multi-sectoral support in the past three months



No reproductive-age women provided with dignity kits or sanitary materials

Psychosocial

10 psychosocial awareness activities conducted in the past three months



1,143 refugees receiving psychosocial support

1,484 children registered to access psychosocial support

Persons with specific needs (PSNs)

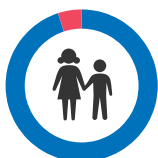


6 PSNs have received services for their specific needs

608 PSNs need to receive services for their specific needs

Child protection

5% of child PSNs need to be provided with individual case management



95% of child PSNs have been provided with individual case management

0% of unaccompanied or separated children have not been provided with interim or long term care



100% of unaccompanied or separated children have been provided with interim or long term care

0% of cases in the past three months of child abuse or exploitation have not received age and gender services




100% of cases in the past three months of child abuse or exploitation received age and gender services

Water, sanitation and hygiene




15 additional litres per person per day (l/p/d) of water needed
5 average l/p/d provided



0% of water needs met through water trucking

2 additional motorized borehole needed



0 motorized boreholes operational

0 additional hand-pumps needed

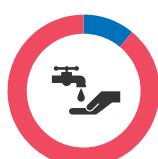


12 hand-pumps operational



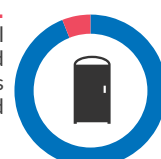
8,743 refugees provided with soap
9,411 refugees still needing soap

32 additional hygiene promoters or village health teams needed



4 active hygiene promoters or village health teams (VHTs)

71 additional household latrines needed



1,104 household latrines completed

1 partner: DRC

Education



Refugees attend:
3 pre-primary schools
2 primary schools
17 secondary schools⁶
0 adult learning programmes (ALPs)

Gross enrolment rates

901 refugees aged 3-5

4,685 refugees aged 6-13

1,501 refugees aged 14-17

4 partners: JRS, Peace International, SCI, WIU

287² refugees enrolled

639³ refugees enrolled

3,172⁴ refugees enrolled

0 refugees enrolled

Pre-primary

6 additional teachers needed for number of students enrolled
13 teachers

Primary

10 additional teachers needed for number of students enrolled
16 teachers

Secondary⁵

0 additional teachers needed for number of students enrolled
351 teachers

ALPs

0 teachers

1. No partners are currently implementing SGBV projects in the settlement.

2. The gap of pre-primary enrolment could not be calculated here as children above the age of 5 are also enrolled in pre-primary education.

3. The gap of primary enrolment could not be calculated here as children above the age of 13 are also enrolled in primary education.

4. The gap of secondary enrolment could not be calculated here as children above the age of 17 are also enrolled in secondary education.

5. The data presented for secondary enrolment and number of teacher represents the data for Adjumani district as a whole, as secondary refugee students attend secondary schools across Adjumani district.

6. This is the number of secondary schools in Adjumani as a whole



Food assistance

1 partner: AFOD



82 metric tonnes of food were distributed during the latest distribution in the settlement

50 eligible refugees have not received 100% in-kind or Cash Based Intervention (CBI) food assistance in the latest distribution



5,337 eligible refugees have received 100% in-kind or CBI food assistance in the latest distribution



168,427,000 UGX⁷ cash for food was distributed during the latest distribution for the settlement

Livelihoods and environment

2 partners: Peace International, SE



No refugees have access to self-employment or facilitated businesses

56 cases of livelihoods support through:

0 Cash/vouchers for livelihood provisioning

52 Villages savings and loan associations

0 Savings and cooperative societies

4 Production kits or inputs for agricultural activities

0 Productive assets or cash grants to start or improve a business

47 refugees and host community members trained on agricultural practices



No refugees received vocational training in the past three months

Health and nutrition

1 partner: MTI

0% of refugees with HIV are not receiving ART⁸




0% of refugees under the age of 18 with HIV are not receiving ART



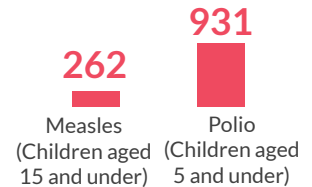
100% of refugees under the age of 18 with HIV are receiving ART

19 women delivered without skilled healthcare staff in the past three months



49 women delivered with skilled healthcare staff in the past three months

Vaccinations recorded:



From the last FSNA:⁹

12% Children suffering from global acute malnutrition

49% Children suffering from anemia

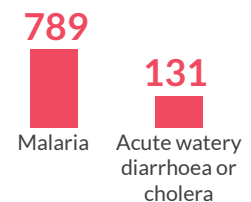
11% Non-pregnant women suffering from anemia

0% of children identified with severe acute malnutrition in the past three months have not been admitted into treatment



100% of children identified with severe acute malnutrition in the past three months were admitted into treatment

Number of cases identified in the past three months:



Shelter, site, and non-food items (NFIs)

1 partner: DRC



No¹⁰ arrivals in the past three months provided with household NFI kits

NFI

No households in total have been provided with NFI kits



No¹⁰ arrivals in the past three months received shelter materials and toolkits/cash



25 PSN shelters have been constructed

7. 1 USD = 3,738.36 UGX and 1 euro = 4,373.43 (as of 28 August 2018, source: XE.com)

8. Antiretroviral Therapy (ART)

9. Food Security and Nutrition Assessment (FSNA), October 2017, UNHCR

10. Olua no longer takes in new arrivals, this includes the past three months.