



## Resettlement & Complementary Pathways Factsheet for Jordan

December 2018

### 757,326

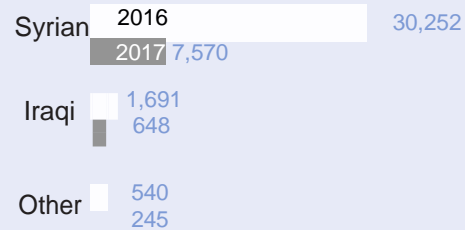
in Jordan  
total Refugees



Syrian	88.5%
Iraqi	8.9%
Yemeni	1.7%
Sudanese	0.7%
Somali	0.1%

### Resettlement in 2016 & 2017

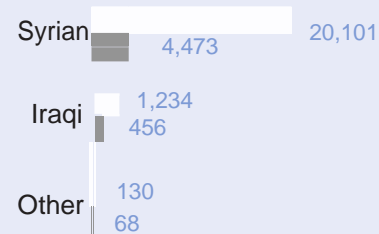
#### Referrals Submitted - Individuals



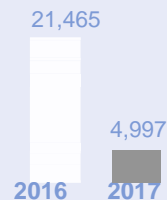
#### Total Submissions



#### Departures - Individuals



#### Total Departures



### Process in Jordan The Resettlement

**Pre-Processing**  
identification, screening,  
counseling & scheduling



**Resettlement Processing**  
interview, review &  
submission



**Post-Submission  
Follow-Up**



**Departure  
Arrangements**




Population in need of resettlement: 10% or 75,000

**Resettlement Countries** pledged to receive  
6,187 refugees in 2018



### Refugee Quota for 2018



**Total 2018 Submissions: 6,388** (as of 31 Dec 2018)

**Total 2018 Departures: 5,005** (as of 31 Dec 2018)

**December Submissions: 603**

### Complementary pathways in 2018

Family Reunification - Sweden



Labor Mobility - New Zealand



Scholarships - France & Japan



Humanitarian Admissions - Canada & Italy

