

2018 End Year Statistical Dashboard



Inter-Agency
Coordination
Lebanon

The monthly dashboard summarizes the progress made by partners involved in the Lebanon Crisis Response Plan (LCRP) and highlights trends affecting people in need. Partners in Lebanon are working to: 1) ensure protection of vulnerable populations; 2) provide immediate assistance to vulnerable populations; 3) support service provision through national systems; and 4) reinforce Lebanon's economic, social, institutional and environmental stability. Reported progress towards targets is cumulative since January 2018, unless otherwise specified.

2018 Planning Figures



2.8 million
People targeted



1.5 million
Displaced Syrians



1.03 million
Vulnerable Lebanese



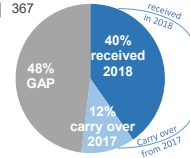
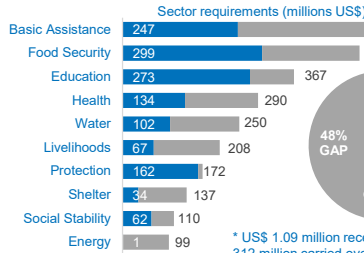
291,460
Palestine Refugees (PRS and PRL)



2018 Funding

US\$ 2.68 billion
Appeal

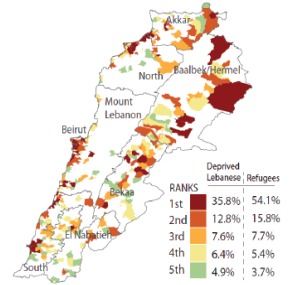
US\$ 1.40 billion*
Available in 2018



* US\$ 1.09 million received in 2018 + US\$ 312 million carried over from 2017



251 Most Vulnerable Cadastres



Basic Assistance		This month:	Partners reporting	13
			Population reached	481,628
# of households receiving regular cash transfers (monthly target)*		64,923 /		238,700
<small>*Max reached in 2018 (90,661)</small>				
Total USD distributed in multi-purpose cash (Leb, Syr & Pal)		\$141.5m /		\$307.1m
# of families receiving seasonal cash grants or vouchers		88,376 /		238,200
Total USD distributed as seasonal multi-purpose cash (Leb, Syr & Pal)		\$69,146,275 /		\$175.4m
Total USD amount injected into economy in forms of cash assistance (seasonal + regular)		\$210.7m /		\$482.5m

* Vulnerable Lebanese, Syrian refugees and Palestine refugees. Population reached includes families targeted by UNICEF.

Syrian refugees < MEB (\$114/person/month) ¹⁹	68%
Syrian refugees < SMEB (\$87/person/month) ¹⁹	51%
Lebanese families receiving \$175 MPC grants	474
Palestinian families receiving \$100 MPC grants	8,971
Syrian families receiving \$175 MPC grants	54,159
Syrian families receiving child-focused grants*	-

MPC: multi-purpose cash

*Child-focused grants: 'Min-ila' + 'reaching schools' cash grants from UNICEF.

Education		This month:	Partners reporting	30
			Population reached	7,295
# of children and youth whose registration fees for public formal education are partially or fully subsidised		438,288 /		457,682
# of children and youth whose registration fees for regulated NFE programmes are partially or fully subsidised		70,093 /		75,000
# of children and youth benefiting from remedial or homework support programs		46,453 /		70,000

% of school-aged refugees out of formal education in 2017 ²	59%
Non-Lebanese students in basic education enrolled in the first shift in 2017 ²	1 in 3
% of non-Lebanese among all students enrolled in first shift basic education in 2017 ³	32%
% of non-Lebanese among all students enrolled in public schools in basic education in 2017 ³	50%

Water		This month:	Partners reporting	23
			Population reached	125,027
# of affected people assisted with improved access to adequate quantity of safe water for drinking and domestic use [e.g. public water supply system improvements]*		467,131 /		1,319,000
# of affected people assisted with improved access to safely managed wastewater services [e.g. public wastewater network augmentations]*		51,803 /		917,000
# of affected people assisted with temporary access to adequate quantity of safe water for drinking and water for domestic use in temporary locations [monthly target; e.g. water trucking, on-site water treatment]		271,272 /		241,550
# of affected people with access to improved safe sanitation in temporary locations [monthly target; e.g. installation of latrines, septic systems, desludging]		254,051 /		262,150
# individuals who have experienced a WASH behaviour change session/activity		245,651 /		394,000

*Activities may focus on one or several aspects of a system (e.g. improving the efficiency of the water supply through a network repair programme), but households may still not have safe water when needed.

% population in Lebanon without access to safely managed drinking water ¹⁸	64%
% of all Lebanon's sewage not receiving secondary (biological) treatment ⁸	97%
% Syrian refugee families with no access to improved drinking water sources ¹⁸	22%
% Syrian refugee families with no access to improved sanitation facilities ¹⁸	14%
% Syrian refugee families without access to private sanitation facilities ¹⁸	39%
% Syrian refugee families with no access to personal hygiene items ¹⁸	13%

Food Security		This month:	Partners reporting	22
			Population reached	751,939
# of vulnerable people reached with monthly food assistance through various modalities (monthly target)		777,969 /		899,143
Total USD transferred as cash for food		\$235.8m /		\$345.0m
# of farmers with enhanced farming production		3,124 /		21,693
# of people supported for employment in the agriculture sector		2,269 /		2,000
# of individuals supported for seasonal agricultural labor/casual labor		11,072 /		21,678
# of people supported for improved nutritional practices		5,573 /		10,000

% Syrian refugee families with some level of food insecurity ¹⁹	90%
% Syrian refugee families are moderately to severely food insecure ¹⁹	34%
% Syrian refugee families depending on food voucher/e-card for income source ²	40%
% Lebanese families vulnerable to food insecurity ⁴	10%
% Lebanese farmers in need of agriculture support ⁴	73%
% PRS population who is food insecure ⁵	95%

Energy		This month:	Partners reporting	2
			Population reached	145
# households benefiting from renewable energy equipment (solar water heaters, pico solar system, etc.)		0 /		196,575
# municipalities or informal settlements provided with off-grid lighting		25 /		38
# renewable energy power generation systems installed for communities and/or institutions		12 /		4
# individuals reached through installation of necessary equipment to reinforce the distribution network		18,920 /		277,140

Power generation required to cater for the daily electricity needs of displaced Syrians ¹⁵	486 MW
Power added to the grid since 2010 by MoEW	715 MW
Percentage of energy supplied to displaced Syrians out of total energy supplied in Lebanon ¹⁵	33%

Health		This month:	Partners reporting	23	
			Population reached	67,645	
# of subsidized primary health care consultations provided		1,623,233 /		2,152,000	% Syrian refugees not able to access needed primary healthcare in past 6 months ¹⁹ 13%
# of persons assisted with their hospital bills		82,383 /		127,226	% Syrian refugees unable to access needed secondary healthcare in past 6 months ¹⁹ 23%
# of primary health care staff receiving salary support at central, peripheral and PHC level		497 /		250	Syrian refugee families' monthly health-related expenditure ² \$52
					Syrian refugee families' monthly health-related expenditure share ² 13%
Livelihoods		This month:	Partners reporting	20	
			Population reached	7,020	
# micro, small & medium enterprises (MSME) & cooperatives supported through increased access to financial services, in-kind & cash grants		587 /		3,090	% of Lebanese families registered with NPTP with access to full-time employment ⁶ 13%
# of targeted vulnerable people working on public infrastructure / environmental assets upgrading		10,588 /		37,650	% of Syrian refugee families living below the poverty line ¹⁹ 68%
# people trained and/or provided with marketable skills and other types of services		40,303 /		31,000	% of Syrian children at work ⁷ 17.5%
					% of Lebanese children at work ⁷ 5%
Protection		This month:	Partners reporting	30	
			Population reached	114,610	
# of individuals benefitting from legal counseling, assistance and representation regarding legal stay		30,497 /		40,000	Total registered Syrian refugees ¹ 948,849
# of individuals benefitting from counseling, legal assistance and representation for civil registration (birth registration, marriage)		74,515 /		91,000	% of Syrian refugees who are women and children ² 80.5%
# of individuals benefitting from community-based interventions		27,070 /		67,640	% of Syrian refugee families reporting that all members have legal residency permits ¹⁹ 18%
# of individuals trained, supported, and monitored to engage in community-based mechanisms		3,324 /		5,201	% of families reported having at least one member with specific needs ² 66%
# of individuals with specific needs receiving specific support (non-cash)		13,851 /		16,000	# of individuals participating in activities in community centres and SDCs (2018) ⁹ 64,153
# of women, girls, men and boys at risk and survivors accessing SGBV prevention and response services in safe spaces		83,868 /		140,000	# of institutional actors trained who demonstrate increased knowledge of SGBV (2018) ⁹ 1,476
# of women, girls, men and boys sensitized on SGBV		135,478 /		286,750	# of partners and government staff provided with general training on child protection and children's rights (2017) ⁹ 387
# of boys and girls receiving case management services and assisted through Child Protection focused psychosocial support		18,733 /		24,000	
# of caregivers engaged in activities to promote wellbeing and protection of children		52,997 /		29,262	
# of boy and girls boys engaged in community-based Child Protection activities		129,186 /		91,445	
Shelter		This month:	Partners reporting	9	
			Population reached	9,517	
# of people benefitting from weatherproofing and/or maintenance of makeshift shelters within informal settlements, residential and non-residential buildings		142,516 /		208,800	# of assessments and profiles of (mainly poor urban) neighbourhoods (target: 15) 3
# of people benefitting from rehabilitation, upgrade or repair of substandard buildings into adequate shelters		22,821 /		297,164	% of Syrian refugee families living in substandard shelter conditions ¹⁹ 55%
# of people benefitting from upgrade of common areas within substandard residential buildings		0 /		30,000	% of Syrian refugee families living in informal settlements ¹⁹ 19%
# of people received fire-fighting kits and awareness sessions in informal settlements and substandard buildings		65,405 /		300,000	% of Syrian refugee families living in non-residential buildings (worksites, garages, etc.) ¹⁹ 15%
					Average cost for rent per household for Syrian refugees ² \$183
Social Stability		This month:	Partners reporting	15	
			Population reached	3,939	
# community and municipal support projects implemented to alleviate resource pressure and reduce tensions		44 /		300	% people who agree presence of Syrian refugees places too much strain on Lebanon's resources (e.g. water, electricity) ¹⁰ 90%
# new dispute resolution and conflict prevention mechanisms established		115 /		28	# cadastres identified as most vulnerable ¹¹ 251
# youth and children engaged in social stability initiatives		24,378 /		35,000	# of vulnerable cadastres where population has increased by 50% or more ¹¹ 114
					% people who believe Lebanese people have been good hosts to refugees since 2011 ¹⁰ 91% ¹³
					% people reporting 'no tensions' between Lebanese and Syrians in their area ¹⁰ 3% ¹⁴

1. UNHCR registration data as of 30 September 2018.

2. 2017 Vulnerability Assessment of Syrian Refugees in Lebanon (VASyR).

3. MEHE - 2017.

4. Food Security and Livelihoods Assessment of Lebanese Host Communities FSLA 2015.

5. AUB UNRWa 2015.

6. MoSA NPTP Database.

7. ARK Survey (Wave 1,2&3)

8. UNICEF (2016), Rapid Assessment for Large & Medium Scale Waste Water Treatment Plants across the Lebanese Territory.

9. Activity Info Partner Reports - 2018.

10. UNDP - ARK Narrative Report - Regular Perception Surveys on Social Tensions throughout Lebanon.

11. Inter-Agency 251 most vulnerable cadastrals, <http://data.unhcr.org/syrianrefugees/download.php?id=8698>

12. 93% of Lebanese and 77% of Syrian respondents.

13. 92% of Lebanese and 89% of Syrian respondents.

14. 2% of Lebanese respondents and 11% of Syrian respondents.

15. Lebanon, Ministry of Energy and Water and UNDP (2017), The Impact of the Syrian Crisis on the Lebanese Power Sector and Priority Recommendations.

16. Lebanon, Ministry of Energy and Water (June 2010), Policy Paper for the Electricity Sector.

17. UNDP (2017), 2016 Solar PV Status Report for Lebanon.

18. WHO/UNICEF (2016), Joint Monitoring Program Lebanon water quality survey. Safely managed drinking water is 1) from an improved water source, 2) that is located on premises, 3) available when needed, and 4) free from faecal and priority chemical contamination.

19. 2018 Vulnerability Assessment of Syrian Refugees in Lebanon (VASyR).