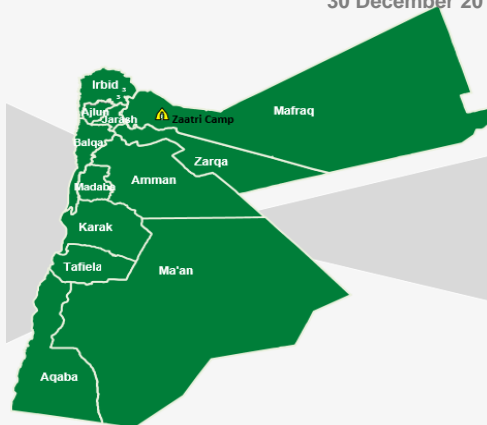
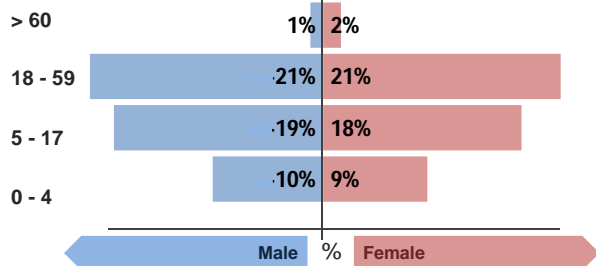




Refugee population

Total refugee population: **78,804**

Demographic breakdown:



Key facts

Camp opened: **July 2012**

Indicators at a glance

1 Health utilisation rate	16.2	X
2 Number of consultations per clinician per day	43	✓
3 Hospitalisation rate (/1000/month)	3.2	
4 % deliveries attended by skilled personnel	100%	✓
5 Crude Mortality Rate (CMR) (/1000/month)	0.2	✓
6 Under-five Mortality Rate (U5MR) (/1000/month)	0.4	✓
7 Neonatal Mortality Rate (NNMR) (/1000 livebirths)	11.6	✓

Notes

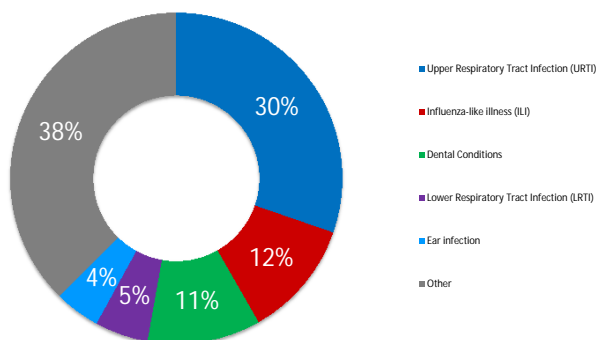
This public health profile for Za'atri refugee camp is compiled from health facility data from the following partners:

- IMC Clinic
- JHAS Clinic
- Moroccan Field Hospital
- RAF Qatari Clinic
- Saudi Clinic
- IRC Clinic
- AMR Clinic 1 (Comprehensive Charitable Medical Center)
- AMR Clinic 2 (Maternity and Childhood center)

Data is collected using standardised Health Information System (HIS) data collection and

Morbidity

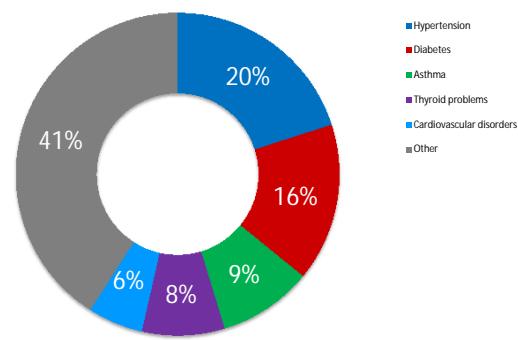
Acute health conditions (%)



Top 5 acute health conditions

Condition	% morbidity	# of cases
1 Upper Respiratory Tract Infection (URTI)	30%	49,528
2 Influenza-like illness (ILI)	11%	18,706
3 Dental Conditions	11%	18,046
4 Lower Respiratory Tract Infection (LRTI)	5%	8,489
5 Ear infection	4%	7,206
- Other	38%	61,478

Chronic health conditions (%)



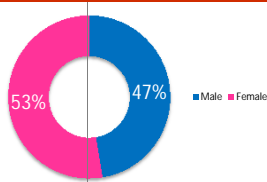
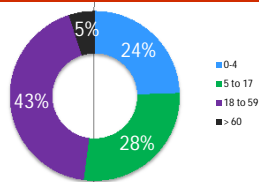
Top 5 chronic health conditions

Condition	% morbidity	# of cases
1 Hypertension	20%	10,136
2 Diabetes	16%	8,014
3 Asthma	9%	4,759
4 Thyroid problems	8%	4,175
5 Cardiovascular disorders	6%	2,791
- Other	41%	20,695

Breakdown of acute health conditions

by age

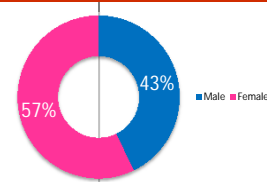
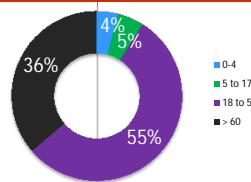
by gender



Breakdown of chronic health conditions

by age

by gender



UNHCR gratefully acknowledges the support of the following partners:



Public Health

Health Impact

Indicator	Standard	
Crude Mortality Rate (CMR) (/1000/month)	0.2	< 0.51 ✓
Under-five Mortality Rate (U5MR) (/1000/month)	0.4	< 1.5 ✓
Neonatal Mortality Rate (NNMR) (/1000 livebirths)	11.6	< 14.9 ✓

Access and utilization

No. of health facilities	1 : 9851	1 : < 10,000 ✓
Total number of consultations	319,809	
Health utilisation rate	16.2	1 - 4 ✗
No. of consultations per trained clinician per day	43	< 50 ✓

Outbreak Alert and Response

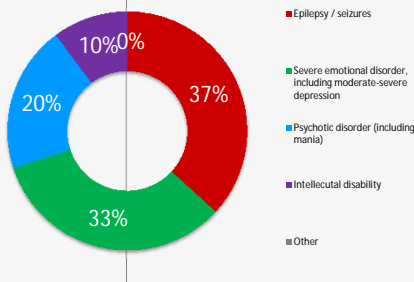
Indicator	Standard
Number of outbreaks reported	0
% of outbreaks investigated within 48 hours	100%

Laboratory

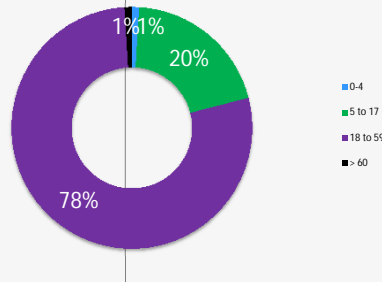
Number of laboratory samples	71,183
------------------------------	--------

Breakdown of mental health conditions

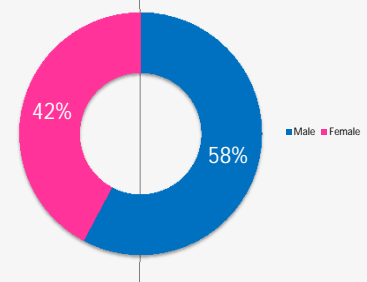
By cause



By age

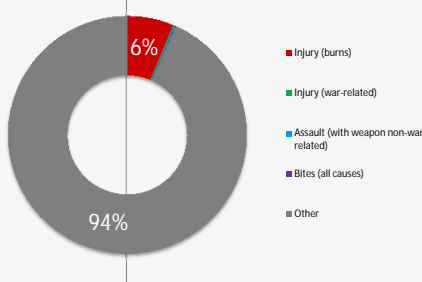


By gender

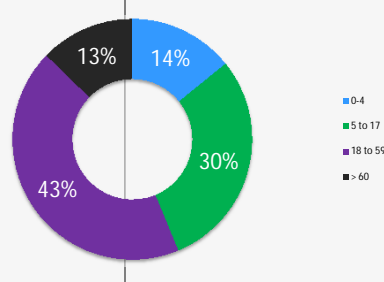


Breakdown of injuries

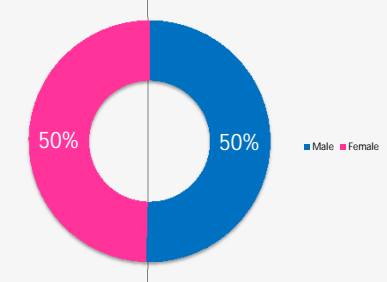
By cause



By age



By gender



In-patient and referral

In-patient department

Indicator	Standard	
Hospitalisation rate (/1000/year)	38.9	50 - 150
Bed occupancy rate	25%	> 75% ✗
Mean length of stay for authorised discharges (days)	1.2	

Overall case fatality rate

Indicator	Standard
Overall case fatality rate	0%

Proportion of deaths within 24 hours of admission

Indicator	Standard
Proportion of deaths within 24 hours of admission	0%

Reproductive Health

Antenatal care

Indicator	Standard	
Coverage of antenatal care (4 or more visits)	81%	≥ 90% ✗
Coverage of TT vaccination	76%	≥ 90% ✗
Coverage of anaemia screening in pregnancy	92%	≥ 90% ✓

Delivery care

Proportion of deliveries attended by skilled personnel	100%	≥ 90% ✓
Proportion of deliveries performed by caesarean section	39%	5 - 15% ✗
Proportion of low birth weight deliveries (<2500g)	1%	< 15% ✓

Maternal mortality

Number of maternal deaths reported	1	
% of maternal deaths investigated	100%	100%

Postnatal care

Indicator	Standard	
Coverage of postnatal care	74%	≥ 90% ✗

Sexual and Gender-based Violence

Incidence of rape (reported cases/10,000/year)*	0.8		
% of rape survivors who received PEP** < 72 hours	100%	100%	
% of rape survivors who received ECP*** < 120 hours	100%	100%	
% of rape survivors who received STI**** prophylaxis < 2 wks	100%	100%	

*Only includes rapes reported at health facilities **Post-exposure prophylaxis ***Emergency contraceptive pill ****Sexually transmitted infection



View interactive maps and statistics online
<http://twine.unhcr.org>

Legend:

- Standard met
- Standard borderline
- Standard not met
- Interpret data with care
- Data missing

