

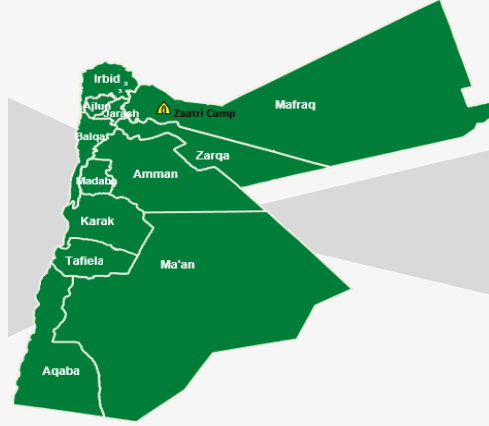
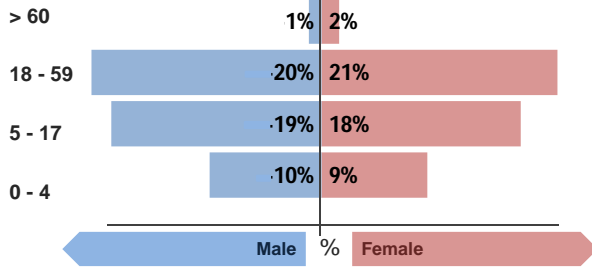


Refugee population

Total refugee population:

78,321

Demographic breakdown:



Key facts

Camp opened:
July 2012

Indicators at a glance

1 Health utilisation rate	6.8	X
2 Number of consultations per clinician per day	40	✓
3 Hospitalisation rate (/1000/month)	4.2	
4 % deliveries attended by skilled personnel	99.7%	✓
5 Crude Mortality Rate (CMR) (/1000/month)	0.1	✓
6 Under-five Mortality Rate (U5MR) (/1000/month)	0.2	✓
7 Neonatal Mortality Rate (NNMR) (/1000 livebirths)	7.3	✓

Notes

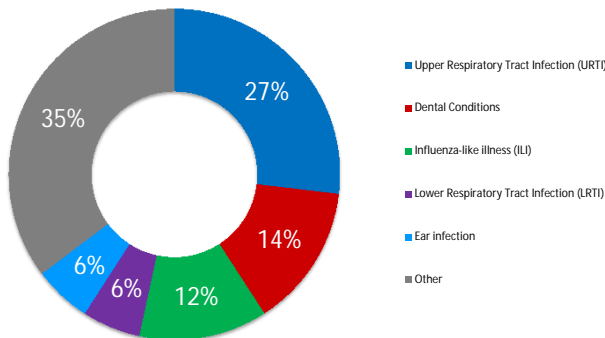
This public health profile for Za'atri refugee camp is compiled from health facility data from the following partners:

- IMC Clinic
- JHAS Clinic
- Moroccan Field Hospital
- RAF Qatari Clinic
- Saudi Clinic
- IRC Clinic
- AMR Clinic 1 (Comprehensive Charitable Medical Center)
- AMR Clinic 2 (Maternity and Childhood center)

Data is collected using standardised Health Information System (HIS) data collection and

Morbidity

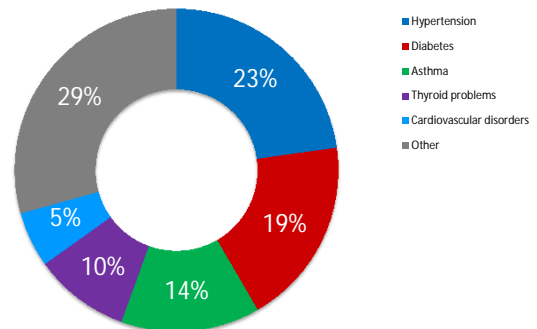
Acute health conditions (%)



Top 5 acute health conditions

Rank	Condition	% morbidity	# of cases
1	Upper Respiratory Tract Infection (URTI)	27%	35,950
2	Dental Conditions	14%	18,683
3	Influenza-like illness (ILI)	13%	16,786
4	Lower Respiratory Tract Infection (LRTI)	6%	7,611
5	Ear infection	6%	7,566
-	Other	35%	47,129

Chronic health conditions (%)



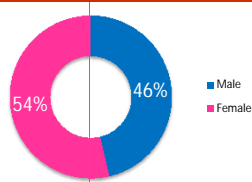
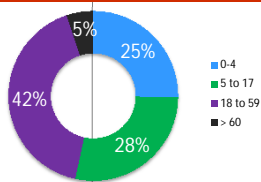
Top 5 chronic health conditions

Rank	Condition	% morbidity	# of cases
1	Hypertension	23%	9,614
2	Diabetes	19%	7,967
3	Asthma	14%	5,869
4	Thyroid problems	10%	4,045
5	Cardiovascular disorders	6%	2,347
-	Other	29%	12,385

Breakdown of acute health conditions

by age

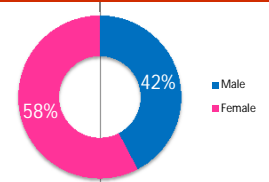
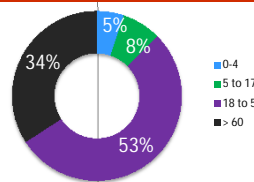
by gender



Breakdown of chronic health conditions

by age

by gender



UNHCR gratefully acknowledges the support of the following partners:



Public Health

Health Impact

Indicator	Standard
Crude Mortality Rate (CMR) (/1000/month)	0.1 < 0.51 ✓
Under-five Mortality Rate (U5MR) (/1000/month)	0.2 < 1.5 ✓
Neonatal Mortality Rate (NNMR) (/1000 livebirths)	7.3 < 14.9 ✓

Access and utilization

No. of health facilities	1 : 9791	1 : < 10,000	✓
Total number of consultations	267,315		
Health utilisation rate	6.8	1 - 4	X
No. of consultations per trained clinician per day	40	< 50	✓

Outbreak Alert and Response

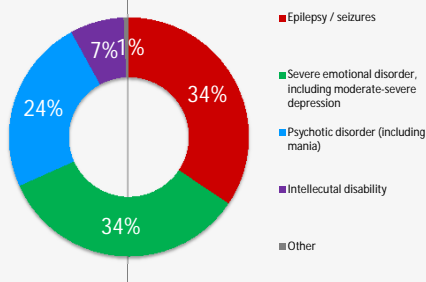
Indicator	Standard
Number of outbreaks reported	0
% of outbreaks investigated within 48 hours	100%

Laboratory

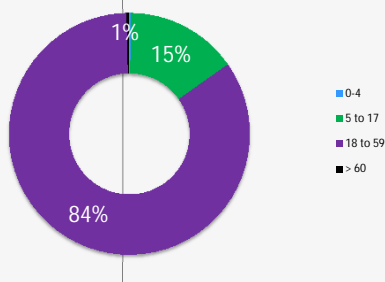
Number of laboratory samples	49,846
------------------------------	--------

Breakdown of mental health conditions

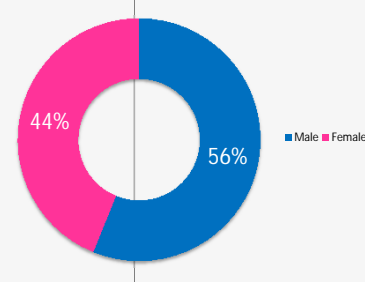
By cause



By age

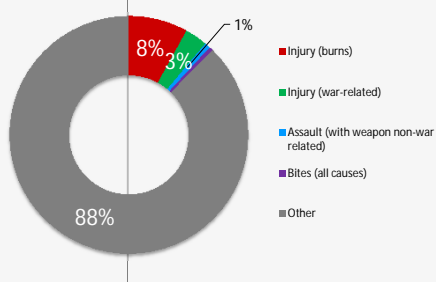


By gender

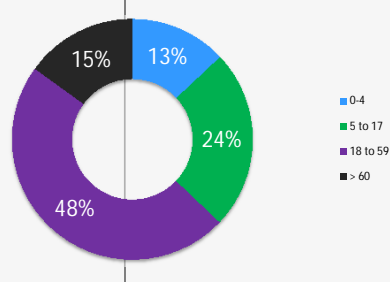


Breakdown of injuries

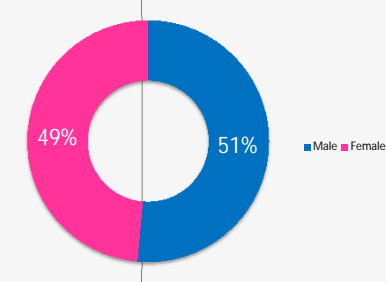
By cause



By age



By gender



In-patient and referral

In-patient department

Indicator	Standard
Hospitalisation rate (/1000/year)	49.8 50 - 150
Bed occupancy rate	37% > 75% X
Mean length of stay for authorised discharges (days)	1.4

Indicator	Standard
Overall case fatality rate	0%
Proportion of deaths within 24 hours of admission	100%

Reproductive Health

Antenatal care

Indicator	Standard
Coverage of antenatal care (4 or more visits)	86% ≥ 90% X
Coverage of TT vaccination	83% ≥ 90% X
Coverage of anaemia screening in pregnancy	89% ≥ 90% X

Delivery care

Proportion of deliveries attended by skilled personnel	99.7%	≥ 90%	✓
Proportion of deliveries performed by caesarean section	34%	5 - 15%	X
Proportion of low birth weight deliveries (<2500g)	1%	< 15%	✓

Maternal mortality

Number of maternal deaths reported	0
% of maternal deaths investigated	100%

Postnatal care

Indicator	Standard
Coverage of postnatal care	76% ≥ 90% X

Sexual and Gender-based Violence

Incidence of rape (reported cases/10,000/year)*	1.0	^	
% of rape survivors who received PEP** < 72 hours	100%	100%	^
% of rape survivors who received ECP*** < 120 hours	100%	100%	^
% of rape survivors who received STI**** prophylaxis < 2 wks	100%	100%	^

*Only includes rapes reported at health facilities **Post-exposure prophylaxis ***Emergency contraceptive pill ****Sexually transmitted infection



View interactive maps and statistics online
<http://twine.unhcr.org>

Legend:

- Standard met
- Standard borderline
- Standard not met
- Interpret data with care
- Data missing

