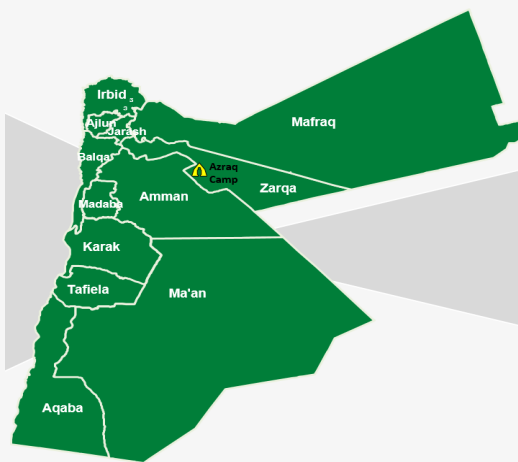
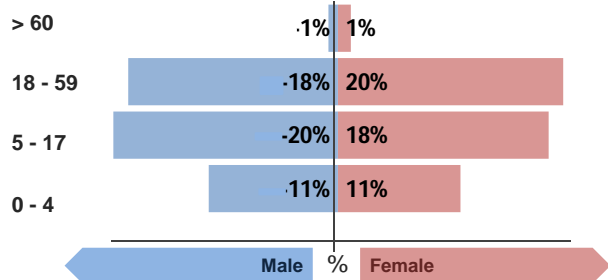




Refugee population

Total refugee population: **36,389**

Demographic breakdown:



Key facts

Camp opened:
May 2014

Indicators at a glance

1 Health utilisation rate	7.7	X
2 Number of consultations per clinician per day	41	✓
3 Referral rate (/1000/month)	19.1	
4 Crude Mortality Rate (CMR) (/1000/month)	0.2	✓
5 Under-five Mortality Rate (U5MR) (/1000/month)	0.4	✓
6 Neonatal Mortality Rate (NNMR) (/1000 livebirths)	17.8	X

Notes

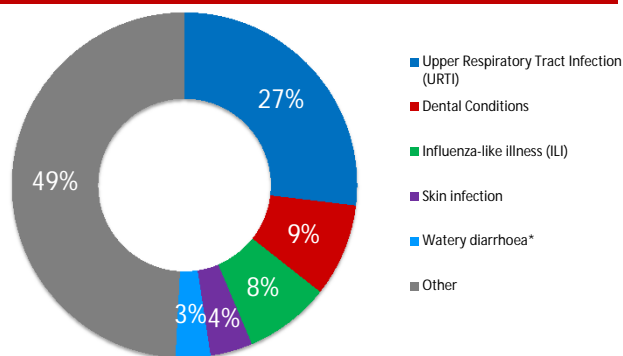
This public health profile for Azraq refugee camp is compiled from health facility data from the following partners:

- IMC Clinic Villages 3, 5, and 6.
- IMC Hospital
- Arab Medical Relief Villages 6 and 2.
- IRC RH Services Villages 3, 5, and 6.

Data is collected using standardised Health Information System (HIS) data collection and reporting tools and aims to be as accurate as possible.

Morbidity

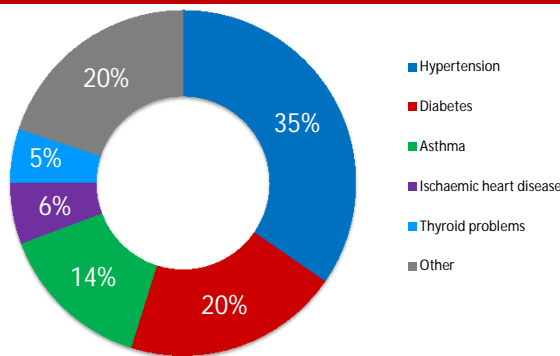
Acute health conditions (%)



Top 5 acute health conditions

	% morbidity	# of cases
1 Upper Respiratory Tract Infection (URTI)	27%	25,177
2 Dental Conditions	9%	8,161
3 Influenza-like illness (ILI)	8%	7,493
4 Skin infection	4%	3,712
5 Watery diarrhoea*	3%	3,042
- Other	49%	46,025

Chronic health conditions (%)



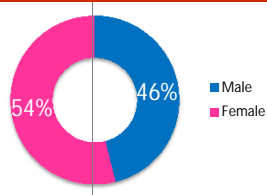
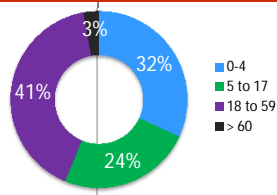
Top 5 chronic health conditions

	% morbidity	# of cases
1 Hypertension	35%	2,982
2 Diabetes	20%	1,741
3 Asthma	14%	1,242
4 Ischaemic heart disease	6%	497
5 Thyroid problems	5%	428
- Other	20%	1,720

Breakdown of acute health conditions

by age

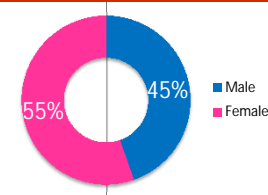
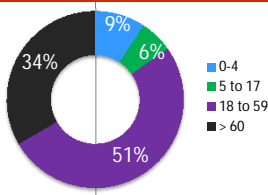
by gender



Breakdown of chronic health conditions

by age

by gender



UNHCR gratefully acknowledges the support of the following partners:



Public Health

Health Impact

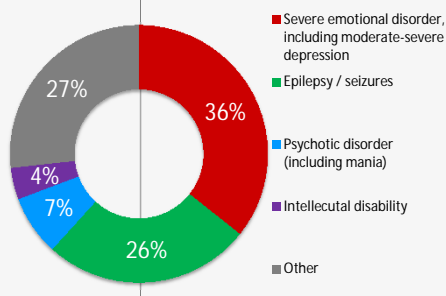
	Indicator	Standard	
Crude Mortality Rate (CMR) (/1000/month)	0.2	< 0.48	✓
Under-five Mortality Rate (U5MR) (/1000/month)	0.4	< 1.5	✓
Neonatal Mortality Rate (NNMR) (/1000 livebirths)	17.8	< 14.9	✗

Access and utilization

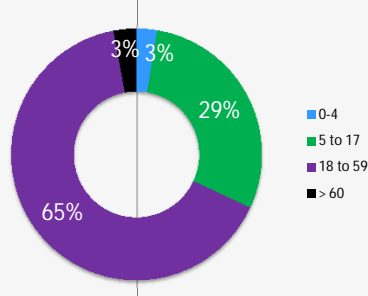
No. of health facilities	1 : 7278	1 : < 10,000	✓
Total number of consultations	140,731		
Health utilisation rate	7.7	1 - 4	✗
No. of consultations per trained clinician per day	41	< 50	✓

Breakdown of mental health conditions

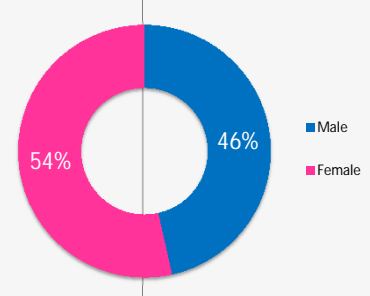
By cause



By age

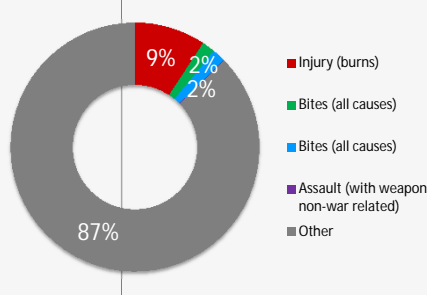


By gender

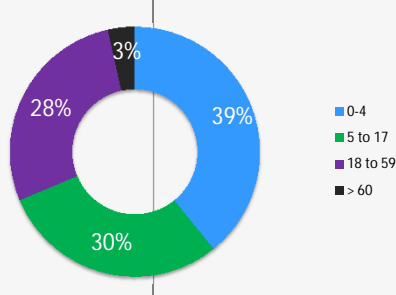


Breakdown of injuries

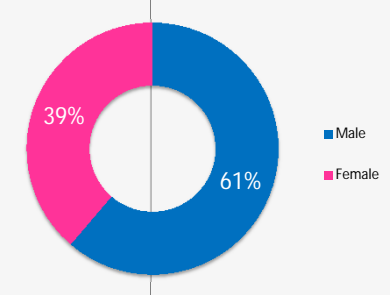
By cause



By age



By gender



In-patient and referral

In-patient department

	Indicator	Standard	
Hospitalisation rate (/1000/year)	95.7	50 - 150	^
Bed occupancy rate	76%	> 75%	✓
Mean length of stay for authorised discharges (days)	2.1		

	Indicator	Standard	
Overall case fatality rate	0%		
Proportion of deaths within 24 hours of admission	0%		

Reproductive Health

Antenatal care

	Indicator	Standard	
Coverage of antenatal care (4 or more visits)	63%	≥ 90%	✗
Coverage of TT vaccination	26%	≥ 90%	✗
Coverage of anaemia screening in pregnancy	99%	≥ 90%	✓

Delivery care

Proportion of deliveries attended by skilled personnel	96%	≥ 90%	✓
Proportion of deliveries performed by caesarean section	18.7%	5 - 15%	✗
Proportion of low birth weight deliveries (<2500g)	7%	< 15%	✓

Maternal mortality

Number of maternal deaths reported	0		
% of maternal deaths investigated	0%	100%	

Postnatal care

	Indicator	Standard	
Coverage of postnatal care	104%	≥ 90%	✓

Sexual and Gender-based Violence

Incidence of rape (reported cases/10,000/year)*	0.5		^
% of rape survivors who received PEP** < 72 hours		100%	^
% of rape survivors who received ECP*** < 120 hours		100%	^
% of rape survivors who received STI**** prophylaxis < 2 wks		100%	^

*Only includes rapes reported at health facilities **Post-exposure prophylaxis ***Emergency contraceptive pill ****Sexually transmitted infection