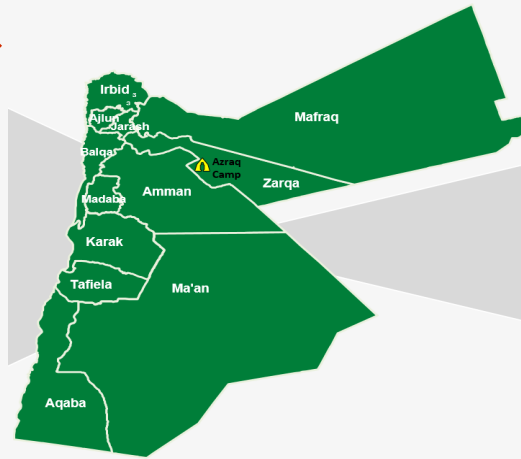
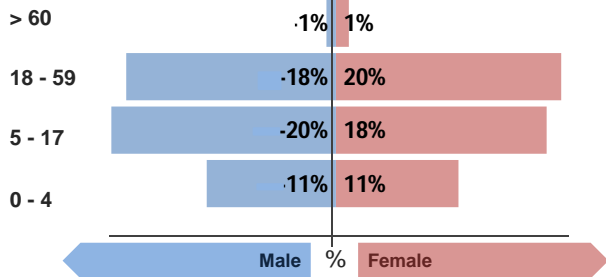




Refugee population

Total refugee population: **36,389**

Demographic breakdown:



Key facts

Camp opened:
May 2014

Indicators at a glance

1 Health utilisation rate	8.2	X
2 Number of consultations per clinician per day	46	✓
3 Referral rate (/1000/month)	15.9	
4 Crude Mortality Rate (CMR) (/1000/month)	0.1	✓
5 Under-five Mortality Rate (U5MR) (/1000/month)	0.3	✓
6 Neonatal Mortality Rate (NNMR) (/1000 livebirths)	14.0	✓

Notes

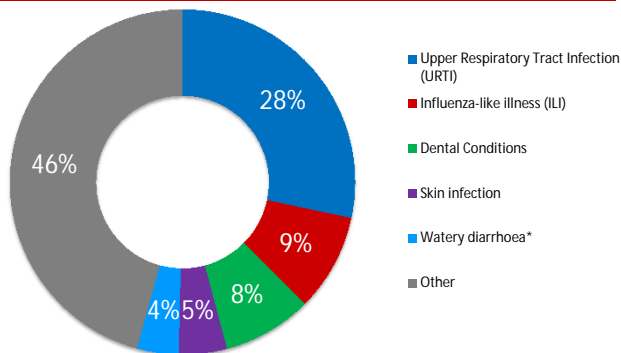
This public health profile for Azraq refugee camp is compiled from health facility data from the following partners:

- IMC Clinic Villages 3, 5, and 6.
- IMC Hospital
- Arab Medical Relief Villages 6 and 2.
- IRC RH Services Villages 3, 5, and 6.

Data is collected using standardised Health Information System (HIS) data collection and reporting tools and aims to be as accurate as possible.

Morbidity

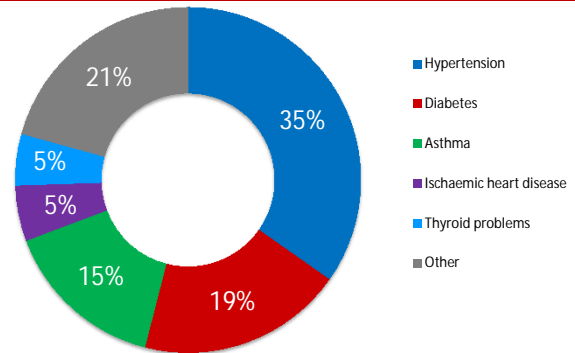
Acute health conditions (%)



Top 5 acute health conditions

	% morbidity	# of cases
1 Upper Respiratory Tract Infection (URTI)	28%	55,361
2 Influenza-like illness (ILI)	9%	17,779
3 Dental Conditions	8%	16,394
4 Skin infection	5%	8,794
5 Watery diarrhoea*	4%	7,602
- Other	46%	89,379

Chronic health conditions (%)



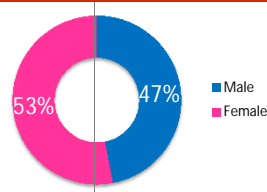
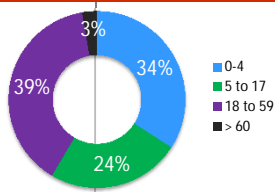
Top 5 chronic health conditions

	% morbidity	# of cases
1 Hypertension	35%	5,790
2 Diabetes	19%	3,208
3 Asthma	15%	2,544
4 Ischaemic heart disease	5%	868
5 Thyroid problems	5%	802
- Other	21%	3,451

Breakdown of acute health conditions

by age

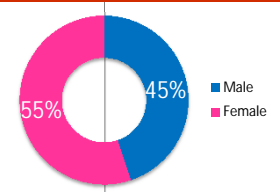
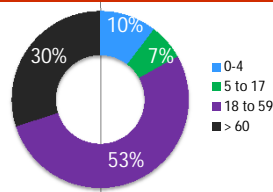
by gender



Breakdown of chronic health conditions

by age

by gender



UNHCR gratefully acknowledges the support of the following partners:



Public Health

Health Impact

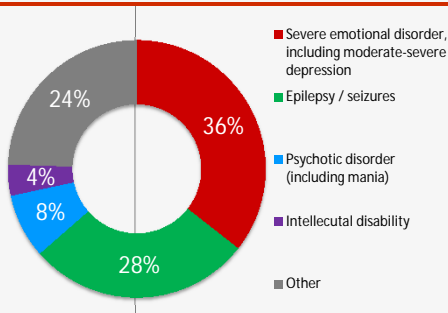
	Indicator	Standard	
Crude Mortality Rate (CMR) (/1000/month)	0.1	< 0.48	✓
Under-five Mortality Rate (U5MR) (/1000/month)	0.3	< 1.5	✓
Neonatal Mortality Rate (NNMR) (/1000 livebirths)	14.0	< 14.9	✓

Access and utilization

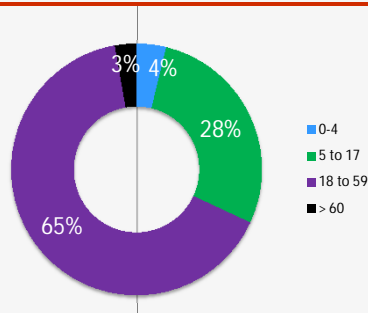
No. of health facilities	1 : 7278	1 : < 10,000	✓
Total number of consultations	297,586		
Health utilisation rate	8.2	1 - 4	✗
No. of consultations per trained clinician per day	46	< 50	✓

Breakdown of mental health conditions

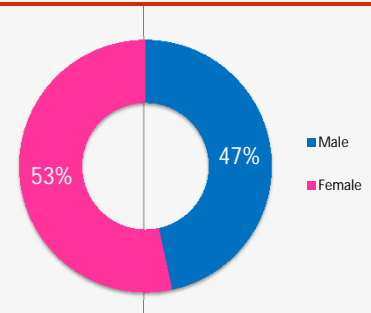
By cause



By age

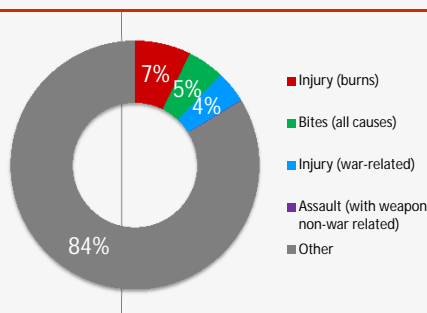


By gender

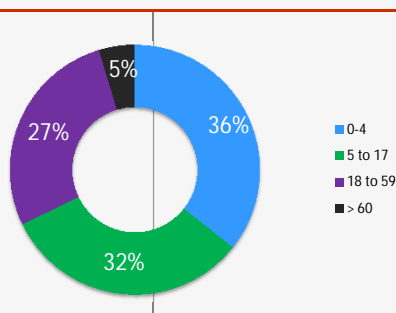


Breakdown of injuries

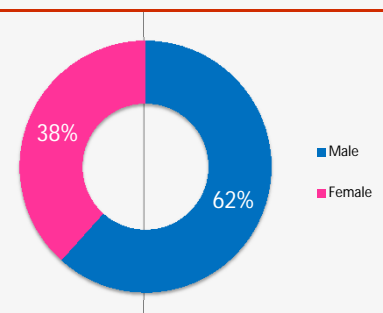
By cause



By age



By gender



In-patient and referral

In-patient department

	Indicator	Standard	
Hospitalisation rate (/1000/year)	109.0	50 - 150	^
Bed occupancy rate	85%	> 75%	✓
Mean length of stay for authorised discharges (days)	2.0		

	Indicator	Standard	
Overall case fatality rate	0%		
Proportion of deaths within 24 hours of admission	0%		

Reproductive Health

Antenatal care

	Indicator	Standard	
Coverage of antenatal care (4 or more visits)	68%	≥ 90%	✗
Coverage of TT vaccination	38%	≥ 90%	✗
Coverage of anaemia screening in pregnancy	99%	≥ 90%	✓

Delivery care

Proportion of deliveries attended by skilled personnel	97%	≥ 90%	✓
Proportion of deliveries performed by caesarean section	19.5%	5 - 15%	✗
Proportion of low birth weight deliveries (<2500g)	7%	< 15%	✓

Maternal mortality

Number of maternal deaths reported	0		
% of maternal deaths investigated	0%	100%	

Postnatal care

	Indicator	Standard	
Coverage of postnatal care	105%	≥ 90%	✓

Sexual and Gender-based Violence

Incidence of rape (reported cases/10,000/year)*	1.1		^
% of rape survivors who received PEP** < 72 hours	100%		^
% of rape survivors who received ECP*** < 120 hours	100%		^
% of rape survivors who received STI**** prophylaxis < 2 wks	100%		^

*Only includes rapes reported at health facilities **Post-exposure prophylaxis ***Emergency contraceptive pill ****Sexually transmitted infection