


BURUNDI REGIONAL REFUGEE RESPONSE PLAN

Uganda: 2018 End Year Report

1 January - 31 December 2018

PROTECTION


3,831 
new Burundian
refugee arrivals granted access
to the territory in 2018, with no
case of refoulement

100% 
of identified Burundian refugee
children with specific needs received
individual case management
and follow up in 2018


4,256 
Burundian
asylum seekers were pending
Refugee Status Determination
by December 2018

EDUCATION

29 
permanent and semi-permanent
classrooms constructed in settlements
hosting Burundian refugees in 2018

72% 
of Burundian primary school
aged children enrolled in
primary education by Dec 2018

**The number
of teachers remains
inadequate**, with
an average of 154
pupils per teacher



FOOD

26,264 
Burundian refugees
received monthly in-kind
food assistance in 2018

782 
Burundian refugees
received monthly cash based
food assistance in 2018


**The vast
majority of
Burundian
refugees
are unable to produce
their own food**




HEALTH AND NUTRITION

1,547 
Burundian
mothers and children
reached with Mother-and-
Child Nutrition
Programmes in 2018.

94% of Burundian
refugee women
delivered with the
assistance of qualified
health personnel in 2018.



**Anaemia rates
were at 31%**
in settlements
hosting
Burundian
refugees




LIVELIHOODS AND ENVIRONMENT

2,040 
Burundian
refugees received start-up
assistance for business
development in 2018

39% of Burundian
refugees were
categorized as in need in
livelihoods in 2018

72% of Burundian
refugees lacked access
to energy saving
stoves in 2018



SHELTER AND NFIs


100%
of recognized Burundian
refugees received
emergency Shelter
Support in 2018

100% of recognised
Burundian
refugees
received
non-food items
in 2018


96%
of Burundian refugees
with **specific needs**
lacked semi-permanent
shelter support in 2018



WATER, SANITATION AND HYGIENE

98% 
of water supplied
through **sustainable
water supply schemes**
by the end of 2018

93% of
refugee
families
had access to
household latrines
by December 2018



**Only 27 hygiene
promoters engaged
in awareness-raising
activities in 2018**