



Tanzania Refugee Population Update

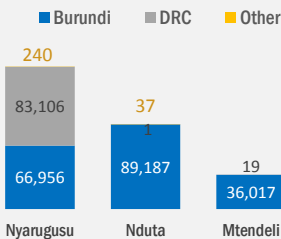
as of 30 April 2019



Key Figures

318,191*
Population of Concern

Camp-based population by country of origin



86.6%
275,563
Living in camps

5.6%
19,337
Living in settlements

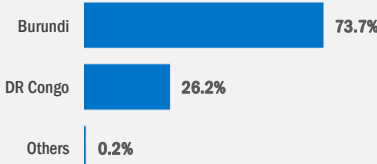
7.2%
23,047
Living in villages

0.1%
244
Living in urban area

88%
280,938
Refugees

12%
37,253
Asylum-seekers

Country of origin

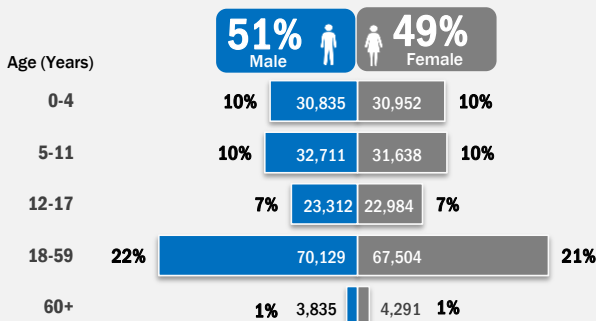


* Population of concern to UNHCR does not include the 162,000 former Burundian refugees (1972) granted citizenship by the Government of Tanzania.

Age and Gender

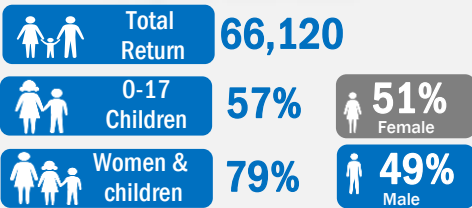
54%
Children

3%
Older People



Durable Solutions

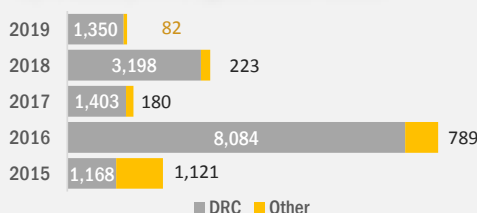
Voluntary return of Burundian refugees, 2017-2019



Local integration

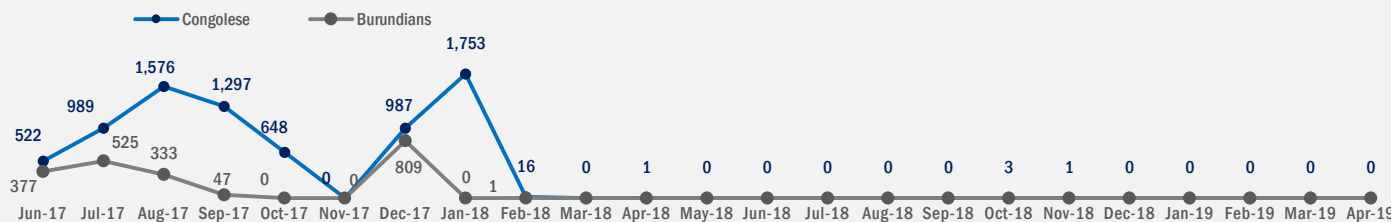
162,000 former Burundian refugees (1972) granted citizenship by the Government of Tanzania.

Resettlement departures by country of origin, 2015-2019



Arrival Trends

Monthly new arrivals, June 2017- April 2019



Annual arrivals, 2015-2018

